

ANNUAL REPORT

Of

Company Name: Southland Utilities Company, Inc.
PO Box 85160

Mailing Address: Tucson AZ
85754

Docket No.: W-02062A
For the Year Ended: 12/31/19

**RECEIVED
BY EMAIL**

5/01/2020, 04:10 PM
ARIZONA CORPORATION COMMISSION
UTILITIES DIVISION

WATER UTILITY

To

Arizona Corporation Commission

Due on April 15th

Email: rdelafuente@azcc.gov, mail or deliver the completed Annual Report to:

Arizona Corporation Commission
Compliance Section - Utilities Division
1200 West Washington Street
Phoenix, Arizona 85007

Application Type: Original Filing

Application Date: 5/13/2020

ARIZONA CORPORATION COMMISSION
WATER UTILITY ANNUAL REPORT
Southland Utilities Company, Inc.
A Class Utility

For the Calendar Year Ended:

Primary Address:
City: State: Zip Code:

Telephone Number:

Date of Original Organization of Utility:

Person to whom correspondence should be addressed concerning this report:

Name:
Telephone No. :
Address:
City: State: Zip Code:
Email:

Name:
Telephone No. :
Address:
City: State: Zip Code:
Email:

Name:
Telephone No. :
Address:
City: State: Zip Code:
Email:

Name:
Telephone No. :
Address:
City: State: Zip Code:
Email:

Name:
Telephone No. :
Address:
City: State: Zip Code:
Email:

Ownership:

Counties Served:

Important changes during the year
--

No	For those companies not subject to the affiliated interest rules, has there been a change in ownership or direct control during the year?
	If yes, please provide specific details in the box below.
	NA

No	Has the company been notified by any other regulatory authorities during the year, that they are out of compliance?
	If yes, please provide specific details in the box below.
	NA

Utility Plant in Service (Water)							
Account No.	Description	Beginning Year Original Cost	Current Year Additions	Current Year Retirements	Adjusted Original Cost	Accumulated Depreciation	OCLD (OC less AD)
301	Organization	\$0	\$0	\$0	\$0	\$0	\$0
302	Franchises				0		0
303	Land and Land Rights	1,070			1,070		1,070
304	Structures and Improvements	50,415			50,415	17,368	33,047
305	Collecting & Improving Reservoirs				0		0
306	Lake, River, Canal Intakes				0		0
307	Wells and Springs	49,524			49,524	33,048	16,476
308	Infiltration Galleries				0		0
309	Supply Mains				0		0
310	Power Generation Equipment				0		0
311	Pumping Equipment	458,046	8,140		466,186	352,117	114,069
320	Water Treatment Equipment				0		0
320.1	Water Treatment Plants	6,560			6,560	1,201	5,359
320.2	Solution Chemical Feeders	4,732			4,732	4,732	0
320.3	Point-of-Use Treatment Devices				0		0
330	Distribution Reservoirs and Standpipes				0		0
330.1	Storage Tanks	653,678			653,678	187,198	466,480
330.2	Pressure Tanks				0		0
331	Transmission and Distribution Mains	252,719			252,719	214,020	38,699
333	Services	42,406			42,406	41,299	1,107
334	Meters and Meter Installations	83,854	45,145		128,999	76,722	52,277
335	Hydrants	153,743			153,743	16,912	136,831
336	Backflow Prevention Devices				0		0
339	Other Plant and Misc. Equipment				0		0
340	Office Furniture and Equipment				0	(515)	515
340.1	Computer & Software				0		0
341	Transportation Equipment				0		0
342	Stores Equipment				0		0
343	Tools, Shop and Garage Equipment				0		0
344	Laboratory Equipment				0		0
345	Power Operated Equipment				0		0
346	Communication Equipment	9,972			9,972	4,404	5,568
347	Miscellaneous Equipment	9,683			9,683	6,065	3,618
348	Other Tangible Plant				0		0
	Totals	\$1,776,402	\$53,285	\$0	\$1,829,687	\$954,571	\$875,116

Southland Utilities Company, Inc.
Annual Report
Depreciation Expense for the Current Year (Water)
12/31/19

Depreciation Expense for the Current Year (Water)									
Account No.	Description	Beginning Year Original Cost	Current Year Additions	Current Year Retirements	Adjusted Original Cost	Fully Depreciated/Non-depreciable Plant	Depreciable Plant	Depreciation Percentages	Depreciation Expense
301	Organization	\$0	\$0	\$0	\$0		\$0		\$0
302	Franchises	0	0	0	0		0		0
303	Land and Land Rights	1,070	0	0	1,070	1,070	0		0
304	Structures and Improvements	50,415	0	0	50,415		50,415	3.33%	1,679
305	Collecting & Improving Reservoirs	0	0	0	0		0		0
306	Lake, River, Canal Intakes	0	0	0	0		0		0
307	Wells and Springs	49,524	0	0	49,524	30,144	19,380	3.33%	645
308	Infiltration Galleries	0	0	0	0		0		0
309	Supply Mains	0	0	0	0		0		0
310	Power Generation Equipment	0	0	0	0		0		0
311	Pumping Equipment	458,046	8,140	0	466,186	75,674	390,512	12.50%	48,305
320	Water Treatment Equipment	0	0	0	0		0		0
320.1	Water Treatment Plants	6,560	0	0	6,560		6,560	3.33%	218
320.2	Solution Chemical Feeders	4,732	0	0	4,732	4,732	0	20.00%	0
320.3	Point-of-Use Treatment Devices	0	0	0	0		0		0
330	Distribution Reservoirs and Standpipes	0	0	0	0		0		0
330.1	Storage Tanks	653,678	0	0	653,678		653,678	2.22%	14,511
330.2	Pressure Tanks	0	0	0	0		0		0
331	Transmission and Distribution Mains	252,719	0	0	252,719	209,091	43,628	2.00%	873
333	Services	42,406	0	0	42,406	41,070	1,336	3.33%	(85)
334	Meters and Meter Installations	83,854	45,145	0	128,999	64,853	64,146	8.33%	3,463
335	Hydrants	153,743	0	0	153,743		153,743	2.00%	3,075
336	Backflow Prevention Devices	0	0	0	0		0		0
339	Other Plant and Misc. Equipment	0	0	0	0		0		0
340	Office Furniture and Equipment	0	0	0	0		0	6.67%	112
340.1	Computer & Software	0	0	0	0		0		0
341	Transportation Equipment	0	0	0	0		0		0
342	Stores Equipment	0	0	0	0		0		0
343	Tools, Shop and Garage Equipment	0	0	0	0		0		0
344	Laboratory Equipment	0	0	0	0		0		0
345	Power Operated Equipment	0	0	0	0		0		0
346	Communication Equipment	9,972	0	0	9,972		9,972	10.00%	997
347	Miscellaneous Equipment	9,683	0	0	9,683		9,683	10.00%	969
348	Other Tangible Plant	0	0	0	0		0		0
	Subtotal	\$1,776,402	\$53,285	\$0	\$1,829,687	\$426,634	\$1,403,053		\$74,762

Contribution(s) in Aid of Construction (Gross)	\$87,956
Less: Non Amortizable Contribution(s)	0
Fully Amortized Contribution(s)	74,688
Amortizable Contribution(s)	\$13,268
Times: Proposed Amortization Rate	2.00%
Amortization of CIAC	\$270

Less: Amortization of CIAC

DEPRECIATION EXPENSE

Balance Sheet Assets				
	Assets		Balance at Beginning of Year (2019)	Balance at End of Year (2019)
Account No.	Current and Accrued Assets			
131	Cash		\$244,309	\$239,061
134	Working Funds			
135	Temporary Cash Investments			
141	Customer Accounts Receivable		12,741	18,575
146	Notes Receivable from Associated Companies			
151	Plant Material and Supplies			
162	Prepayments			
174	Miscellaneous Current and Accrued Assets		92,290	109,668
	Total Current and Accrued Assets		\$349,340	\$367,304
Account No.	Fixed Assets			
101	Utility Plant in Service*		\$1,776,402	\$1,829,687
103	Property Held for Future Use			
105	Construction Work in Progress			
108	Accumulated Depreciation (enter as negative)*		(879,809)	(954,571)
121	Non-Utility Property			
122	Accumulated Depreciation - Non Utility			
	Total Fixed Assets		\$896,593	\$875,116
	Total Assets		\$1,245,933	\$1,242,420

*Note these items feed automatically from AR3 UPIS Page 4

Southland Utilities Company, Inc.
Annual Report
Balance Sheet Liabilities and Owners Equity

Balance Sheet Liabilities and Owners Equity				
	Liabilities		Balance at Beginning of Year (2019)	Balance at End of Year (2019)
Account No.	Current Liabilities			
231	Accounts Payable		\$16,916	\$5,380
232	Notes Payable (Current Portion)			
234	Notes Payable to Associated Companies			
235	Customer Deposits		16,518	17,304
236	Accrued Taxes		1,672	1,857
237	Accrued Interest			
242	Miscellaneous Current and Accrued Liabilities		7,597	7,597
	Total Current Liabilities		\$42,703	\$32,138
	Long Term Debt			
224	Long Term Debt (Notes and Bonds)		\$793,006	\$749,462
	Deferred Credits			
251	Unamortized Premium on Debt		\$0	\$0
252	Advances in Aid of Construction		6,571	8,323
255	Accumulated Deferred Investment Tax Credits			
271	Contributions in Aid of Construction		87,956	87,956
272	Less: Amortization of Contributions		(82,243)	(82,513)
281	Accumulated Deferred Income Tax			
	Total Deferred Credits		\$12,284	\$13,766
	Total Liabilites		\$847,993	\$795,366
	Capital Accounts			
201	Common Stock Issued		\$6,000	\$6,000
211	Other Paid-In Capital		186,492	186,492
215	Retained Earnings		205,448	254,562
218	Proprietary Capital (Sole Props and Partnerships)			
	Total Capital		\$397,940	\$447,054
	Total Liabilities and Capital		\$1,245,933	\$1,242,420

Note: Total liabilities and Capital must match total assets for the beginning and end of the year!

Southland Utilities Company, Inc.
Annual Report
Water Comparative Income Statement
12/31/19

Water Comparative Income Statement			
Account No.	Calendar Year	Current Year 01/01/2019 - 12/31/2019	Last Year 01/01/2018 - 12/31/2018
	Operating Revenue		
461	Metered Water Revenue	\$352,038	\$341,171
460	Unmetered Water Revenue		
462	Fire Protection Revenue		
469	Guaranteed Revenues (Surcharges)		
471	Miscellaneous Service Revenues		
474	Other Water Revenue	10,434	12,820
	Total Revenues	\$362,472	\$353,991
	Operating Expenses		
601	Salaries and Wages	\$0	\$0
604	Employee Pensions and Benefits		
610	Purchased Water	2,900	
615	Purchased Power	30,095	28,242
618	Chemicals	777	389
620	Materials and Supplies		
620.1	Repairs and Maintenance	4,567	1,905
620.2	Office Supplies and Expense	3,558	4,430
630	Contractual Services		29,575
631	Contractual Services - Engineering		
632	Contractual Services - Accounting	5,215	4,959
633	Contractual Services - Legal	171	188
634	Contractual Services - Management Fees	124,521	89,282
635	Contractual Services - Water Testing	2,692	2,502
636	Contractual Services - Other	143	228
640	Rents	1,051	
641	Rental of Building/Real Property		
642	Rental of Equipment		
650	Transportation Expenses	3,751	2,578
657	Insurance - General Liability	2,127	2,127
657.1	Insurance - Health and Life		
665	Regulatory Commission Expense - Rate		
670	Bad Debt Expense	140	
675	Miscellaneous Expense	1,572	2,031
403	Depreciation Expense (From Schedule AR4)	74,492	72,183
408	Taxes Other Than Income		
408.11	Property Taxes	21,480	17,727
409	Income Taxes	466	4,228
427.1	Customer Security Deposit Interest	416	357
	Total Operating Expenses	\$280,134	\$262,931
	Operating Income / (Loss)	\$82,338	\$91,060
	Other Income / (Expense)		
419	Interest and Dividend Income	\$916	\$842
421	Non-Utility Income	218	
426	Miscellaneous Non-Utility (Expense)	(4,278)	
427	Interest (Expense)	(32,474)	(34,262)
	Total Other Income / (Expense)	(\$35,618)	(\$33,420)
	Net Income / (Loss)	\$46,721	\$57,640

Full time equivalent employees

	Direct Company	Allocated	Outside service	Total
President				0.0
Vice-president				0.0
Manager				0.0
Engineering Staff			difficult to	0.0
System Operator(s)			determine	0.0
Meter reader			without	0.0
Customer Service			significant	0.0
Accounting			analysis	0.0
Business Office				0.0
Rates Department				0.0
Administrative Staff				0.0
Other				0.0
Total	0.0	0.0	0.0	0.0

Supplemental Financial Data (Long-Term Debt)				
	Loan #1	Loan #2	Loan #3	Loan #4
Date Issued	9/28/2012			
Source of Loan	WIFA			
ACC Decision No.	72429			
Reason for Loan	Mains/Storage			
Dollar Amt. Issued	\$1,014,193			
Amount Outstanding	\$749,462			
Date of Maturity	9/1/2032			
Interest Rate	4.20%			
Current Year Interest	\$32,474			
Current Year Principal	\$43,544			

Meter Deposit Balance at Test Year End:	\$3,368
---	---------

Meter Deposits Refunded During the Test Year:	\$1,313
---	---------

List all bonds, notes, loans, and other types of indebtedness in which the proceeds were used in the provision of public utility service. Indebtedness incurred for personal uses by the owner of the utility should not be listed. Input 0 or none if there is nothing to report for that cell.

Well and Water Usage											
Name of the System:		SOUTHLAND UTL-GOLDEN ACR									
ADEQ Public Water System Number:		AZ0402029									
ADWR PCC Number:		91-000047.0000									
Well registry 55# (55-XXXXXX):	Pump Horsepower	Pump Yield (gpm)	Casing Depth (feet)	Casing Diameter (inches)	Pump Motor Type **	Year Drilled	Water level 2010	Water level 2019	Meter Size (inches)	How measured:	Active
55-626149 Site 1	40	150	600	12	Submersible	1967	430	400	4	Metered	Yes
55-626150 Site 2	30	170	600	14-12-10	Submersible	1968	390	430	6	Metered	Yes

Name of system water delivered to:	NA	
ADWR PCC Number:	#N/A	
Source of water delivered to another system		
Name of system water received from:	EAST SLOPE WATER COMPANY	
ADWR PCC Number:	91-000046.0000	
Source of water received	Ground Water	
Well registry 55# (55-XXXXXX):	55-805789	

Month	Water withdrawn (gallons) ¹	Water sold (gallons) ²	Water delivered (sold) to other systems (gallons) ³	Water received (purchased) from other systems (gallons) ⁴	Estimated authorized use (gallons) ⁵	Purchased Power Expense ⁶	Purchased Power (kWh) ⁷
January	2,665,800.00	2,465,821.00	0.00	0.00		\$2,180	14,136
February	2,074,900.00	1,878,585.00	0.00	0.00		2,132	13,778
March	2,340,200.00	2,171,785.00	0.00	0.00		2,214	14,687
April	2,303,400.00	2,164,118.00	0.00	0.00		2,595	14,261
May	3,266,900.00	3,097,601.00	0.00	0.00		2,641	15,460
June	2,555,600.00	2,464,111.00	0.00	0.00		2,643	15,798
July	4,460,000.00	4,103,472.00	0.00	0.00		2,837	18,125
August	2,726,900.00	2,601,813.00	0.00	0.00		2,718	16,553
September	2,812,400.00	2,683,370.00	0.00	0.00		2,647	16,390
October	3,186,200.00	3,063,750.00	0.00	62,500.00		2,737	17,400
November	2,775,099.00	2,773,130.00	0.00	0.00		2,779	19,936
December	2,805,733.00	2,712,175.00	0.00	0.00		1,972	13,316
Totals	33,973,132.00	32,179,731.00	0.00	62,500.00	0.00	\$30,095	189,840

If applicable, in the space below please provide a description for all un-metered water use along with amounts:
 NA

1 Water withdrawn - Total gallons of water withdrawn from pumped sources.
 2 Water sold - Total gallons from customer meters, and other sales such as construction water.
 3 Water delivered (sold) to other systems - Total gallons of water delivered to other systems.
 4 Water received (purchased) from other systems - Total gallons of water purchased/received from other systems.
 5 Estimated authorized use - Total estimated gallons from authorized metered or unmetered use. Authorized uses such as flushing (mains, services and hydrants) draining/cleaning tanks, process, construction, fire fighting, etc. Non-authorized use (real losses) are service line breaks and leaks, water main breaks, meter inaccuracies and theft.
 6 Enter the total purchased power costs for the power meters associated with this system.
 7 Enter the total purchased kWh used by the power meters associated with this system.

Water Utility Plant Description	
Name of the System:	SOUTHLAND UTL-GOLDEN ACR
ADEQ Public Water System Number:	AZ0402029
ADWR PCC Number:	91-000047.0000

MAINS		
Sizes (inches)	Material	Length (feet)
2.00	Stainless Steel	1,000
4.00	AC/PVC	18,122
4.00	PVC	526
6.00	PVC	2,711
6.00	AC/PVC	28,260

CUSTOMER METERS			
Size (inches)	Quantity	Percent over 1,00,000 gallons	Percent over 10 years old
5/8 X 3/4	663	4%	42%
0.75	2	0%	50%
Compound 2	2	100%	50%
Compound 3	1	100%	100%

SERVICE LINES		
Material	Percent of system	Year installed
Galvanized steel	80%	1970s
PVC	10%	
Black poly	10%	

BOOSTER PUMPS		
Horsepower	GPM	Quantity
5	100	1
10	200	1
20	400	3
30	600	3

FIRE HYDRANTS	
Type	Quantity
Standard *	46
Other	0

STORAGE TANKS			
Capacity (gallons)	Material	Quantity	Year installed
62,000	Steel	1	1970s
165,000	Steel	1	2009
165,000	Steel	1	2009

PRESSURE/BLADDER TANKS			
Capacity (gallons)	Material	Quantity	Year installed
90	Steel/rubber	2	2009
5,000	Steel	1	1970s
125	Steel/rubber	1	1970s

* A standard fire hydrant has two 2.5 inch hose connection nozzles with 7.5 threads per inch, and one 4.5 inch pumper connection nozzle with 4 threads per inch.

Water Utility Plant Description (Continued)
--

For the following three items, list the utility owned assets in each category for each system.

TREATMENT EQUIPMENT:	2 chlorinators
-----------------------------	----------------

STRUCTURES:	554 feet of 6-foot tall chain link fence, 10 x 12 foot brick storage structure, 16 x 20 foot booster building
--------------------	---

OTHER:	backup generator
---------------	------------------

Provide a calculation used to determine the value of one water equivalent residential connection (ERC).

Use one of the following methods:

- (a) If actual flow data are available from the preceding 12 months, divide the total annual single family residence (SFR) gallons sold by the average number of single family residence customers for the same period and divide the result by 365
- (b) If no historical flow data are available, use:
 $ERC = (\text{Total SFR gallons sold (Omit 000)} / 365 \text{ days} / 350 \text{ gallons per day})$

ERC	144
Method used:	(a)

Customer and Other Information	
Name of the System:	SOUTHLAND UTL-GOLDEN ACR
ADEQ Public Water System Number:	AZ0402029
ADWR PCC Number:	91-000047.0000

Month	Number of Customers				Other Non-Residential
	Single-Family	Multi-Family	Commercial	Turf/Irrigation	
January	557	0	35	0	0
February	557	0	35	0	0
March	551	0	34	0	0
April	562	0	34	0	0
May	562	0	36	0	0
June	562	0	35	0	0
July	565	0	35	0	0
August	570	0	35	0	0
September	568	0	35	0	0
October	567	0	36	0	0
November	571	0	37	0	0
December	571	0	37	0	0

If the system has fire hydrants, what is the fire flow requirements? GPM for hrs.

Does the system have chlorination treatment?

Does the Company have an ADWR Gallons Per Capita Per Day (GPCPD) requirement?
 If yes, provide the GPCPD amount:

Is the Water Utility located in an ADWR Active Management Area (AMA)?
 If yes, which AMA?

What is the present system connection capacity (in ERCs *) using existing lines?

What is the future system connection capacity (in ERCs *) upon service area buildout?

Describe any plans and estimated completion dates for any enlargements or improvements of this system.

* an ERC is based on the calculation on the bottom of AR9 page 12.

Annual Report

Utility Shutoffs / Disconnects

12/31/19

Utility Shutoffs / Disconnects	
Name of the System:	SOUTHLAND UTL-GOLDEN ACR
ADEQ Public Water System Number:	AZ0402029
ADWR PCC Number:	91-000047.0000

Month	Termination without Notice R14-2-410.B	Termination with Notice R14-2-410.C	Other
January	0	6	0
February	0	1	0
March	0	2	0
April	0	3	0
May	0	1	0
June	0	8	0
July	0	3	0
August	0	3	0
September	0	5	0
October	0	7	0
November	0	0	0
December	0	0	0
Total	0	39	0

Other (description):

NA

Instructions: Fill out the Grey Cells with the relevent information. Input 0 or none if there is nothing recorded in that account or there is no applicable information to report.

Property Taxes	
----------------	--

Amount of actual property taxes paid during Calendar Year 2019 was	
--	--

	\$20,948
--	----------

If no property taxes paid, explain why.

NA

Instructions: Fill out the Grey Cells with the relevant information. Input 0 or none if there is nothing recorded in that account or there is no applicable information to report.

Verification and Sworn Statement (Taxes)

Verification: State of Arizona I, the undersigned of the
(state name)

County of (county name): Pima
Name (owner or official) title: Paul Juhl, Manager
Company name: Southland Utilities Company, Inc.

DO SAY THAT THIS ANNUAL UTILITY PROPERTY TAX AND SALES TAX REPORT TO THE ARIZONA CORPORATION COMMISSION.

FOR THE YEAR ENDING: 12/31/19

HAS BEEN PREPARED UNDER MY DIRECTION, FROM THE ORIGINAL BOOKS, PAPERS AND RECORDS OF SAID UTILITY; THAT I HAVE CAREFULLY EXAMINED THE SAME, AND DECLARE THE SAME TO BE A COMPLETE AND CORRECT STATEMENT OF BUSINESS AND AFFAIRS OF SAID UTILITY FOR THE PERIOD COVERED BY THIS REPORT IN RESPECT TO EACH AND EVERY MATTER AND THING SET FORTH, TO THE BEST OF MY KNOWLEDGE, INFORMATION AND BELIEF.

Sworn Statement: I HEREBY ATTEST THAT ALL PROPERTY TAXES FOR SAID COMPANY ARE CURRENT AND PAID IN FULL.

I HEREBY ATTEST THAT ALL SALES TAXES FOR SAID COMPANY ARE CURRENT AND PAID IN FULL.

**RECEIVED
BY EMAIL**

5/01/2020, 04:10 PM

ARIZONA CORPORATION COMMISSION
UTILITIES DIVISION

Paul Juhl
signature of owner/official

(520) 623-5172
telephone no.

SUBSCRIBED AND SWORN TO BEFORE ME A NOTARY PUBLIC
IN AND FOR THE COUNTY

THIS

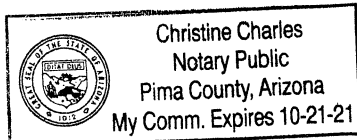
29

DAY OF

Pima County
(county name)
April, 2020
(month) and (year)

MY COMMISSION EXPIRES

10-21-2021
(date)



Christine Charles
(signature of notary public)

Verification and Sworn Statement

Verification:

State of Arizona I, the undersigned of the
(state name)
County of (county name): Pima
Name (owner or official) title: Paul Juhl, Manager
Company name: Southland Utilities Company, Inc.

DO SAY THAT THIS ANNUAL UTILITY PROPERTY TAX AND SALES TAX REPORT TO THE ARIZONA CORPORATION COMMISSION.

FOR THE YEAR ENDING: 12/31/19

HAS BEEN PREPARED UNDER MY DIRECTION, FROM THE ORIGINAL BOOKS, PAPERS AND RECORDS OF SAID UTILITY; THAT I HAVE CAREFULLY EXAMINED THE SAME, AND DECLARE THE SAME TO BE A COMPLETE AND CORRECT STATEMENT OF BUSINESS AND AFFAIRS OF SAID UTILITY FOR THE PERIOD COVERED BY THIS REPORT IN RESPECT TO EACH AND EVERY MATTER AND THING SET FORTH, TO THE BEST OF MY KNOWLEDGE, INFORMATION AND BELIEF.

Sworn Statement: IN ACCORDANCE WITH THE REQUIREMENTS OF TITLE 40, ARTICLE 8, SECTION 40-401, ARIZONA REVISED STATUTES, IT IS HEREIN REPORTED THAT THE GROSS OPERATING REVENUE OF SAID UTILITY DERIVED FROM ARIZONA INTRASTATE UTILITY OPERATIONS DURING THE CALENDAR YEAR WAS:

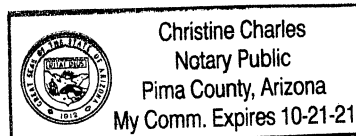
**RECEIVED
BY EMAIL**
5/01/2020, 04:10 PM
ARIZONA CORPORATION COMMISSION
UTILITIES DIVISION

Arizona Intrastate Gross Operating Revenues Only (\$)
\$385,012
(The amount in the box above includes
\$22,540 in sales taxes
billed or collected)

[Signature]
signature of owner/official
(520) 623-5172
telephone no.

SUBSCRIBED AND SWORN TO BEFORE ME A NOTARY PUBLIC
IN AND FOR THE COUNTY Pima County
THIS 29 DAY OF April, 2020
(month) and (year)

MY COMMISSION EXPIRES 10-21-2021
(date)


Christine Charles
Notary Public
Pima County, Arizona
My Comm. Expires 10-21-21

[Signature]
(signature of notary public)

Verification and Sworn Statement (Residential Revenue)

Verification:

State of Arizona I, the undersigned of the
(state name)

County of (county name): Pima
Name (owner or official) title: Paul Juhl, Manager
Company name: Southland Utilities Company, Inc.

DO SAY THAT THIS ANNUAL UTILITY PROPERTY TAX AND SALES TAX REPORT TO THE ARIZONA CORPORATION COMMISSION.

FOR THE YEAR ENDING: 12/31/19

HAS BEEN PREPARED UNDER MY DIRECTION, FROM THE ORIGINAL BOOKS, PAPERS AND RECORDS OF SAID UTILITY; THAT I HAVE CAREFULLY EXAMINED THE SAME, AND DECLARE THE SAME TO BE A COMPLETE AND CORRECT STATEMENT OF BUSINESS AND AFFAIRS OF SAID UTILITY FOR THE PERIOD COVERED BY THIS REPORT IN RESPECT TO EACH AND EVERY MATTER AND THING SET FORTH, TO THE BEST OF MY KNOWLEDGE, INFORMATION AND BELIEF.

Sworn Statement: IN ACCORDANCE WITH THE REQUIREMENTS OF TITLE 40, ARTICLE 8, SECTION 40-401, ARIZONA REVISED STATUTES, IT IS HEREIN REPORTED THAT THE GROSS OPERATING REVENUE OF SAID UTILITY DERIVED FROM ARIZONA INTRASTATE UTILITY OPERATIONS RECEIVED FROM RESIDENTIAL CUSTOMERS DURING THE CALENDAR YEAR WAS:

Arizona Intrastate Gross Operating Revenues Only (\$)

\$346,719
(The amount in the box above includes
\$20,153 in sales taxes
billed or collected)

**RECEIVED
BY EMAIL**

5/01/2020, 04:10 PM
ARIZONA CORPORATION COMMISSION
UTILITIES DIVISION

[Signature]
signature of owner/official

(520) 623-5172
telephone no.

SUBSCRIBED AND SWORN TO BEFORE ME A NOTARY PUBLIC
IN AND FOR THE COUNTY

Pima County
(county name)

THIS

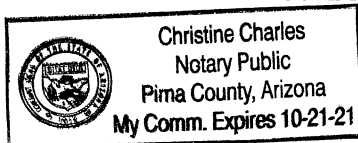
29

DAY OF

April, 2020
(month) and (year)

MY COMMISSION EXPIRES

10-21-2021
(date)



[Signature]
(signature of notary public)