

ANNUAL REPORT

Of

Company Name:

Shepard Water Company

Mailing Address:

W-01537 A
10430 E. Martinez Lake Road
Yuma, AZ 85365

Docket No.:

For the Year Ended: 12/31/18

RECEIVED

MAY 08 2019

ARIZONA CORP COMMISSION
UTILITIES DIVISION - DIRECTOR'S OFFICE

WATER UTILITY

To

Arizona Corporation Commission

Due on April 15th

Email: rdelafuente@azcc.gov, mail or deliver the completed Annual Report to:

Arizona Corporation Commission
Compliance Section - Utilities Division
1200 West Washington Street
Phoenix, Arizona 85007

Application Type:

Original Filing

Application Date:

1/22/2019

5-8-19

ARIZONA CORPORATION COMMISSION
WATER UTILITY ANNUAL REPORT

0

A Class Utility

1. For the Calendar Year Ended: 12/31/18

2. Address:
City: State: Zip Code:

3. Telephone Number:

4. Date of Original Organization of Utility:

5. Person to whom correspondence should be addressed concerning this report:

Name:
Telephone No. :
Address:
City: State: Zip Code:
Email:

6. On-Site Manager:

Name:
Telephone No. :
Address:
City: State: Zip Code:
Email:

7. Ownership:

8. Counties Served:

WILLIAM M. CLEMENTS

CERTIFIED PUBLIC ACCOUNTANT

1421 S. Fifth Avenue
Yuma, Arizona 85364
(928) 782-7503
FAX (928) 782-6845
wmccpa@c2i2.com

To Management
Shepard Water Company
Yuma, AZ

May 2, 2019

Management is responsible for the accompanying financial statements of Shepard Water Company (a corporation), which comprises the balance sheet as of December 31, 2018 and 2017, and the related statements of income and supplementary information for the years then ended, included in the accompanying prescribed form in accordance with accounting principles generally accepted in the United States of America. I have preformed a compilation engagement in accordance with Statements of Standards for Accounting and Review Services promulgated by the Accounting and Review Services Committee of the AICPA. I did not audit or review the financial statements included in the accompanying prescribed form nor was I required to perform any procedures to verify the accuracy or completeness of the information provided by management. Accordingly, I do not express an opinion, a conclusion, not provide any form of assurance on the financial statements included in the accompanying prescribed form.

The financial statements included in the accompanying prescribed form are presented in accordance with the requirements of the Arizona Corporation Commission, and are not intended to be a presentation in accordance with accounting principles generally accepted in the United States of America.

This report is intended solely for the information and use of Shepard Water Company and the Arizona Corporation Commission, and is not intended to be and should not be used by anyone other than these specified parties.

I am not independent with respect to Shepard Water Company.



William M. Clements
Certified Public Accountant

Utility Plant in Service (Water)							
Account No.	Description	Beginning Year Original Cost	Current Year Additions	Current Year Retirements	Adjusted Original Cost	Accumulated Depreciation	OCLD (OC less AD)
301	Organization	708			708 \$0		\$0
302	Franchises	2,708			2,708 0		0
303	Land and Land Rights	250			250 0		0
304	Structures and Improvements	59,265			59,265 0	12,443	0
305	Collecting & Improving Reservoirs				0		0
306	Lake, River, Canal Intakes				0		0
307	Wells and Springs	4,424			4,424 0	4,424	0
308	Infiltration Galleries				0		0
309	Supply Mains				0		0
310	Power Generation Equipment	83,003			83,003 0	19,780	0
311	Pumping Equipment	200,885			200,885 0	42,189	0
320	Water Treatment Equipment				0		0
320.1	Water Treatment Plants				0		0
320.2	Solution Chemical Feeders	5,096	1,249	5,096	1,249 0	21	0
320.3	Point-of-Use Treatment Devices				0		0
330	Distribution Reservoirs and Standpipes				0		0
330.1	Storage Tanks	43,682			43,682 0	9,177	0
330.2	Pressure Tanks				0		0
331	Transmission and Distribution Mains				0		0
333	Services				0		0
334	Meters and Meter Installations	16,890			16,890 0	3,549	0
335	Hydrants				0		0
336	Backflow Prevention Devices				0		0
339	Other Plant and Misc. Equipment				0		0
340	Office Furniture and Equipment	509			509 0	497	0
340.1	Computer & Software				0		0
341	Transportation Equipment				0		0
342	Stores Equipment				0		0
343	Tools, Shop and Garage Equipment				0		0
344	Laboratory Equipment				0		0
345	Power Operated Equipment				0		0
346	Communication Equipment				0		0
347	Miscellaneous Equipment				0		0
348	Other Tangible Plant				0		0
	Totals	417,420 \$0	1,249 \$0	5,096 \$0	413,573 \$0	92,080 \$0	\$0

Instructions: Fill out the Grey Cells with the relevant information. Input 0 or none if there is nothing recorded in that account or there is no applicable information to report.

0
Annual Report
Depreciation Expense for the Current Year (Water)
12/31/18

Depreciation Expense for the Current Year (Water)								
Account No.	Description	Beginning Year Original Cost	Current Year Additions	Current Year Retirements	Adjusted Original Cost	Fully Depreciated/Non-depreciable Plant	Depreciation Percentages	Depreciation Expense
301	Organization	708 \$0	\$0	\$0	708 \$0	708		\$0
302	Franchises	2,708 0	0	0	2,708 0	2,708		0
303	Land and Land Rights	250 0	0	0	250 0	250		0
304	Structures and Improvements	59,265 0	0	0	59,265 0		2	1,185 0
305	Collecting & Improving Reservoirs	0	0	0	0			0
306	Lake, River, Canal Intakes	0	0	0	0			0
307	Wells and Springs	4,424 0	0	0	4,424 0	4,424		0
308	Infiltration Galleries	0	0	0	0			0
309	Supply Mains	0	0	0	0			0
310	Power Generation Equipment	3,069 0	0	0	3,069 0	3,069		0
311	Pumping Equipment	79,934 0	0	0	79,934 0			1,598 0
320	Water Treatment Equipment	200,885 0	0	0	200,885 0		2	4,018 0
320.1	Water Treatment Plants	0	0	0	0			0
320.2	Solution Chemical Feeders	5,096 0	1,249 0	5,096 0	1,249 0		3.33	72 0
320.3	Point-of-Use Treatment Devices	0	0	0	0			0
330	Distribution Reservoirs and Standpipes	0	0	0	0			0
330.1	Storage Tanks	43,682 0	0	0	43,682 0		2	874 0
330.2	Pressure Tanks	0	0	0	0			0
331	Transmission and Distribution Mains	0	0	0	0			0
333	Services	0	0	0	0			0
334	Meters and Meter Installations	16,890 0	0	0	16,890 0		2	338 0
335	Hydrants	0	0	0	0			0
336	Backflow Prevention Devices	0	0	0	0			0
339	Other Plant and Misc. Equipment	0	0	0	0			0
340	Office Furniture and Equipment	509 0	0	0	509 0	509		0
340.1	Computer & Software	0	0	0	0			0
341	Transportation Equipment	0	0	0	0			0
342	Stores Equipment	0	0	0	0			0
343	Tools, Shop and Garage Equipment	0	0	0	0			0
344	Laboratory Equipment	0	0	0	0			0
345	Power Operated Equipment	0	0	0	0			0
346	Communication Equipment	0	0	0	0			0
347	Miscellaneous Equipment	0	0	0	0			0
348	Other Tangible Plant	0	0	0	0			0
Subtotal		417,420 \$0	1,249 \$0	5,096 \$0	413,573 \$0	\$0		8,085 \$0

Contribution(s) in Aid of Construction (Gross)
Less: Non Amortizable Contribution(s)
Fully Amortized Contribution(s)
Amortizable Contribution(s)
Times: Proposed Amortization Rate
Amortization of CIAC

\$0

Less: Amortization of CIAC

DEPRECIATION EXPENSE

Instructions: Fill out the Grey Cells with the relevant information. Input 0 or none if there is nothing recorded in that account or there is no applicable information to report.

0
 Annual Report
 Balance Sheet Assets
 12/31/18

Balance Sheet Assets				
	Assets		Balance at Beginning of Year (2018)	Balance at End of Year (2018)
Account No.	Current and Accrued Assets			
131	Cash		1,374	13,029
134	Working Funds			
135	Temporary Cash Investments			
141	Customer Accounts Receivable		148,492	162,530
146	Notes Receivable from Associated Companies		90,751	83,170
151	Plant Material and Supplies			
162	Prepayments		370	250
174	Miscellaneous Current and Accrued Assets			
	Total Current and Accrued Assets		240,987	258,979
	Other Assets		46,497	50,168
Account No.	Fixed Assets			
101	Utility Plant in Service*		417,420	413,573
103	Property Held for Future Use			
105	Construction Work in Progress			
108	Accumulated Depreciation (enter as negative)*		(85,016)	(92,080)
121	Non-Utility Property			
122	Accumulated Depreciation - Non Utility			
	Total Fixed Assets		332,404	321,493
	Total Assets		619,888	630,640

Instructions: Fill out the Grey Cells with the relevant information. Input 0 or none if there is nothing recorded in that account or there is no applicable information to report.

*Note these items feed automatically from AR3 UPIS Page 3

0
Annual Report
Balance Sheet Liabilities and Owners Equity

Balance Sheet Liabilities and Owners Equity				
	Liabilities		Balance at Beginning of Year (2018)	Balance at End of Year (2018)
Account No.	Current Liabilities			
231	Accounts Payable		688	
232	Notes Payable (Current Portion)		71,217	96,167
234	Notes Payable to Associated Companies		29,468	29,468
235	Customer Deposits			
236	Accrued Taxes		50	50
237	Accrued Interest			
242	Miscellaneous Current and Accrued Liabilities		35,555	50,171
	Total Current Liabilities		136,978 \$0	175,856 \$0
	Long Term Debt			
224	Long Term Debt (Notes and Bonds)		453,397	428,446
	Deferred Credits			
251	Unamortized Premium on Debt			
252	Advances in Aid of Construction			
255	Accumulated Deferred Investment Tax Credits			
271	Contributions in Aid of Construction			
272	Less: Amortization of Contributions			
281	Accumulated Deferred Income Tax		17,359	19,593
	Total Deferred Credits		17,359 \$0	19,593 \$0
	Total Liabilities		607,734 \$0	623,895 \$0
	Capital Accounts			
201	Common Stock Issued		1,000	1,000
211	Other Paid-In Capital		6,096	6,096
215	Retained Earnings		5,058	(351)
218	Proprietary Capital (Sole Props and Partnerships)			
	Total Capital		12,154 \$0	6,745 \$0
	Total Liabilities and Capital		619,888 \$0	630,640 \$0

Instructions: Fill out the Grey Cells with the relevant information. Input 0 or none if there is nothing recorded in that account or there is no applicable information to report.

Note: Total liabilities and Capital must match total assets for the beginning and end of the year!

Water Comparative Income Statement			
Account No.	Calendar Year	Current Year 01/01/2018 - 12/31/2018	Last Year 01/01/2017 - 12/31/2017
	Operating Revenue		
461	Metered Water Revenue	21,277	22,663
460	Unmetered Water Revenue	6,386	6,897
462	Fire Protection Revenue		
469	Guaranteed Revenues (Surcharges)		
471	Miscellaneous Service Revenues		
474	Other Water Revenue	8,970	9,395
	Total Revenues	36,633 \$0	38,955 \$0
	Operating Expenses		
601	Salaries and Wages		
604	Employee Pensions and Benefits		
610	Purchased Water	4,244	4,127
615	Purchased Power		
618	Chemicals		
620	Materials and Supplies	1,604	
620.1	Repairs and Maintenance	493	
620.2	Office Supplies and Expense	36	23
630	Contractual Services		
631	Contractual Services -Engineering		
632	Contractual Services - Accounting	3,745	3,170
633	Contractual Services - Legal		
634	Contractual Services - Management Fees		
635	Contractual Services - Water Testing	4,802	4,329
636	Contractual Services - Other		
640	Rents		
641	Rental of Building/Real Property		
642	Rental of Equipment		
650	Transportation Expenses		
657	Insurance - General Liability	1,839	2,138
657.1	Insurance - Health and Life		
665	Regulatory Commission Expense - Rate		
670	Bad Debt Expense		
675	Miscellaneous Expense	790	872
403	Depreciation Expense (From Schedule AR4)	8,085	8,115
408	Taxes Other Than Income	45	45
408.11	Property Taxes	732	688
409	Income Taxes	(1,387)	425
427.1	Customer Security Deposit Interest		
	Total Operating Expenses	24,828 \$0	23,732 \$0
	Operating Income / (Loss)	11,805 \$0	15,223 \$0
	Other Income / (Expense)		
419	Interest and Dividend Income		
421	Non-Utility Income Loss on disposition of equip.	(4,076)	
426	Miscellaneous Non-Utility (Expense)		
427	Interest (Expense)	(13,138)	(13,115)
	Total Other Income / (Expense)	(17,214) \$0	(13,115) \$0
	Net Income / (Loss)	(5,409) \$0	2,108 \$0

Instructions: Fill out the Grey Cells with the relevant information. Input 0 or none if there is nothing recorded in that account or there is no applicable information to report.

0

Annual Report
Full time equivalent employees
12/31/18

Full time equivalent employees

	Direct Company	Outside service	Total
President			0.0
Vice-president			0.0
Manager			0.0
Engineering Staff			0.0
System Operator(s)			0.0
Meter reader			0.0
Customer Service			0.0
Accounting			0.0
Business Office			0.0
Rates Department			0.0
Administrative Staff			0.0
Other			0.0
Total	0.0	0.0	0.0

Instructions: Fill out the Grey Cells with the relevant information. Input 0 or none if there is nothing recorded in that account or there is no applicable information to report. A full-time employee is based on 2080 total hours per year. Please calculate partial employees using 2080 hours.

Annual Report
 Supplemental Financial Data (Long-Term Debt)
 12/31/18

Type text here

Supplemental Financial Data (Long-Term Debt)				
	Loan #1	Loan #2	Loan #3	Loan #4
Date Issued	12/31/15			
Source of Loan	Martinez Lake Development, Inc.			
ACC Decision No.	62091			
Reason for Loan	Utility plant equipment replaced 7/1/2008			
Dollar Amt. Issued	524,614			
Amount Outstanding	524,614			
Date of Maturity	2/28/2034			
Interest Rate	2.5%			
Current Year Interest	13,115			
Current Year Principal				

Meter Deposit Balance at Test Year End:

Meter Deposits Refunded During the Test Year:

List all bonds, notes, loans, and other types of indebtedness in which the proceeds were used in the provision of public utility service. Indebtedness incurred for personal uses by the owner of the utility should not be listed. Input 0 or none if there is nothing to report for that cell.

Well and Water Usage									
Name of the System:		Shepard Water Company							
ADEQ Public Water System Number:		55-616951							
ADWR PCC Number:									
Well registry 55# (55-XXXXXX):	Pump Horsepower	Pump Yield (gpm)	Casing Depth (feet)	Casing Diameter (inches)	Pump Motor Type **	Year Drilled	Meter Size (inches)	How measured:	Active
55-616651	5	75	150	8	Submersible	1986	2		Yes

Name of system water delivered to: _____
 ADWR PCC Number: _____
 Source of water delivered to another system: _____

Name of system water received from: _____
 ADWR PCC Number: _____
 Source of water received: _____
 Well registry 55# (55-XXXXXX): _____

Month	Water withdrawn (acre ft) ¹	Water sold (acre ft) ²	Water delivered (sold) to other systems (acre ft) ³	Water received (purchased) from other systems (acre ft) ⁴	Estimated authorized use (acre ft) ⁵	Purchased Power Expense ⁶	Purchased Power (kWh) ⁷
January	914,700	403,503					
February	988,100	427,059					
March	1,243,300	548,463					
April	1,311,400	528,501					
May	1,186,600	523,451					
June	1,134,100	500,289					
July	835,500	368,565					
August	863,600	380,963					
September	701,800	309,633					
October	780,200	335,350					
November	592,700	281,459					
December	671,100	296,046					
Totals	11,183,200	0	4,933,282	0	0	\$0	0

If applicable, in the space below please provide a description for all un-metered water use along with amounts

Instructions: Fill out the Grey Cells with the relevant information. Input 0 or none if there is nothing recorded in that account or there is no applicable information to report

- 1 Water withdrawn - Total acre feet of water withdrawn from pumped sources.
- 2 Water sold - Total acre feet from customer meters, and other sales such as construction water.
- 3 Water delivered (sold) to other systems - Total acre feet of water delivered to other systems.
- 4 Water received (purchased) from other systems - Total acre feet of water purchased/received from other systems.
- 5 Estimated authorized use - Total estimated acre feet from authorized metered or unmetered use. Authorized uses such as flushing (mains, services and hydrants) draining/cleaning tanks process, construction, fire fighting, etc. Non-authorized use (real losses) are service line breaks and leaks, water main breaks, meter inaccuracies and theft.
- 6 Enter the total purchased power costs for the power meters associated with this system.
- 7 Enter the total purchased kWh used by the power meters associated with this system.

Water Utility Plant Description

Name of the System: Shepard Water Company		0
ADEQ Public Water System Number: 55-616951		
ADWR PCC Number:		

MAINS		
Sizes (inches)	Material	Length (feet)
2	PVC	200
5	PVC	5,800

CUSTOMER METERS	
Size (inches)	Quantity
5/8 X 3/4	158
1	1
2	1

SERVICE LINES	
Material	Percent of system

BOOSTER PUMPS		
Horsepower	GPM	Quantity
7 1/2	158.5	4

FIRE HYDRANTS	
Type	Quantity
Standard *	12
Other	

STORAGE TANKS		
Capacity (gallons)	Material	Quantity
55,000	Steel	1

PRESSURE/BLADDER TANKS		
Capacity (gallons)	Material	Quantity
44		1

Instructions: Fill out the Grey Cells with the relevant information. Input 0 or none if there is nothing recorded in that account or there is no applicable information to report. Copy and paste this sheet as many times as is necessary

* A standard fire hydrant has two 2.5 inch hose connection nozzles with 7.5 threads per inch, and one 4.5 inch pumper connection nozzle with 4 threads per inch.

Water Utility Plant Description (Continued)

For the following three items, list the utility owned assets in each category for each system.

TREATMENT EQUIPMENT:	Arsenic treatment system	\$ 141,384
	Arsenic engineering	5,000
	Water system engineering	54,500
	Chlorination	1,249
STRUCTURES:	Retaining wall	\$ 36,598
	Concrete slab	4,951
	Chain link fence	10,484
	Block wall	1,019
	Gravel	6,213
OTHER:		

Instructions: Fill out the Grey Cells with the relevant information. Input 0 or none if there is nothing recorded in that account or there is no applicable information to report. Copy and paste this sheet as many times as is necessary

Customer and Other Information	
Name of the System:	0 Shepard Water Company
ADEQ Public Water System Number:	55-616951
ADWR PCC Number:	

Month	Number of Customers				Other Non-Residential
	Single-Family	Multi-Family	Commercial	Turf/Irrigation	
January	156		4		
February	156		4		
March	156		4		
April	156		4		
May	156		4		
June	156		4		
July	156		4		
August	156		4		
September	156		4		
October	156		4		
November	156		4		
December	156		4		

If the system has fire hydrants, what is the fire flow requirements? GPM for hrs.

Does the system have chlorination treatment?

Does the Company have an ADWR Gallons Per Capita Per Day (GPCPD) requirement?
 If yes, provide the GPCPD amount:

Is the Water Utility located in an ADWR Active Management Area (AMA)?
 If yes, which AMA?

Instructions: Fill out the Grey Cells with the relevant information. Input 0 or none if there is nothing recorded in that account or there is no applicable information to report. Copy and paste this sheet as many times as is necessary

0

Annual Report
Property Taxes
12/31/18

Property Taxes

Amount of actual property taxes paid during Calendar Year 2018 was

\$ 732.20

If no property taxes paid, explain why.

Instructions: Fill out the Grey Cells with the relevant information. Input 0 or none if there is nothing recorded in that account or there is no applicable information to report.

Verification and Sworn Statement (Taxes)

Verification: State of Arizona I, the undersigned of the
(state name)

County of (county name): Yuma
Name (owner or official) title: Laura Guth, Vice President
Company name: Shepard Water Company

DO SAY THAT THIS ANNUAL UTILITY PROPERTY TAX AND SALES TAX REPORT TO THE ARIZONA CORPORATION COMMISSION.

FOR THE YEAR ENDING: 12/31/18

HAS BEEN PREPARED UNDER MY DIRECTION, FROM THE ORIGINAL BOOKS, PAPERS AND RECORDS OF SAID UTILITY; THAT I HAVE CAREFULLY EXAMINED THE SAME, AND DECLARE THE SAME TO BE A COMPLETE AND CORRECT STATEMENT OF BUSINESS AND AFFAIRS OF SAID UTILITY FOR THE PERIOD COVERED BY THIS REPORT IN RESPECT TO EACH AND EVERY MATTER AND THING SET FORTH, TO THE BEST OF MY KNOWLEDGE, INFORMATION AND BELIEF.

Sworn Statement: I HEREBY ATTEST THAT ALL PROPERTY TAXES FOR SAID COMPANY ARE CURRENT AND PAID IN FULL.

I HEREBY ATTEST THAT ALL SALES TAXES FOR SAID COMPANY ARE CURRENT AND PAID IN FULL.

Laura Lee Guth

signature of owner/official

619-895-5115

telephone no.

RECEIVED
UTILITIES DIVISION
2019 MAY -3 P 1:28
ARIZONA CORPORATION COMMISSION

SUBSCRIBED AND SWORN TO BEFORE ME A NOTARY PUBLIC
IN AND FOR THE COUNTY

Yuma

(county name)

THIS

28th

DAY OF

April 2019

(month) and (year)

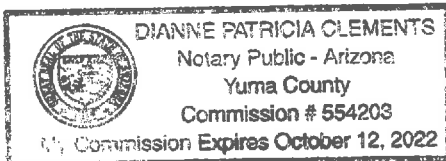
MY COMMISSION EXPIRES

Oct. 12, 2022

(date)

Dianne Patricia Clements

(signature of notary public)



Verification and Sworn Statement

Verification:

State of Arizona I, the undersigned of the
 (state name)

County of (county name): Yuma

Name (owner or official) title: Laura Guth, Vice President

Company name: Shepard Water Company

DO SAY THAT THIS ANNUAL UTILITY PROPERTY TAX AND SALES TAX REPORT TO THE ARIZONA CORPORATION COMMISSION.

FOR THE YEAR ENDING: 12/31/18

HAS BEEN PREPARED UNDER MY DIRECTION, FROM THE ORIGINAL BOOKS, PAPERS AND RECORDS OF SAID UTILITY; THAT I HAVE CAREFULLY EXAMINED THE SAME, AND DECLARE THE SAME TO BE A COMPLETE AND CORRECT STATEMENT OF BUSINESS AND AFFAIRS OF SAID UTILITY FOR THE PERIOD COVERED BY THIS REPORT IN RESPECT TO EACH AND EVERY MATTER AND THING SET FORTH, TO THE BEST OF MY KNOWLEDGE, INFORMATION AND BELIEF.

Sworn Statement: IN ACCORDANCE WITH THE REQUIREMENTS OF TITLE 40, ARTICLE 8, SECTION 40-401, ARIZONA REVISED STATUTES, IT IS HEREIN REPORTED THAT THE GROSS OPERATING REVENUE OF SAID UTILITY DERIVED FROM ARIZONA INTRASTATE UTILITY OPERATIONS DURING THE CALENDAR YEAR WAS:

Arizona Intrastate Gross Operating Revenues Only (\$)

38,489

(The amount in the box above includes

1,856

in sales taxes

billed or collected)

RECEIVED
UTILITIES DIVISION
2019 MAY -3 P 1:20
ARIZONA CORPORATION COMMISSION

Laura Guth

signature of owner/official

619-895-5115


telephone no.

SUBSCRIBED AND SWORN TO BEFORE ME A NOTARY PUBLIC
IN AND FOR THE COUNTY

Yuma
(county name)

THIS 28th

DAY OF April 2019
(month) and (year)



MY COMMISSION EXPIRES

Oct. 12, 2022
(date)

Dianne Patricia Clements
(signature of notary public)

Verification and Sworn Statement (Residential Revenue)

Verification:

State of Arizona I, the undersigned of the
(state name)

County of (county name): Yuma
Name (owner or official) title: Laura Guth, Vice President
Company name: Shepard Water Company

DO SAY THAT THIS ANNUAL UTILITY PROPERTY TAX AND SALES TAX REPORT TO THE ARIZONA CORPORATION COMMISSION.

FOR THE YEAR ENDING: 12/31/18

HAS BEEN PREPARED UNDER MY DIRECTION, FROM THE ORIGINAL BOOKS, PAPERS AND RECORDS OF SAID UTILITY; THAT I HAVE CAREFULLY EXAMINED THE SAME, AND DECLARE THE SAME TO BE A COMPLETE AND CORRECT STATEMENT OF BUSINESS AND AFFAIRS OF SAID UTILITY FOR THE PERIOD COVERED BY THIS REPORT IN RESPECT TO EACH AND EVERY MATTER AND THING SET FORTH, TO THE BEST OF MY KNOWLEDGE, INFORMATION AND BELIEF.

Sworn Statement: IN ACCORDANCE WITH THE REQUIREMENTS OF TITLE 40, ARTICLE 8, SECTION 40-401, ARIZONA REVISED STATUTES, IT IS HEREIN REPORTED THAT THE GROSS OPERATING REVENUE OF SAID UTILITY DERIVED FROM ARIZONA INTRASTATE UTILITY OPERATIONS RECEIVED FROM RESIDENTIAL CUSTOMERS DURING THE CALENDAR YEAR WAS:

Arizona Intrastate Gross Operating Revenues Only (\$)

30,463

(The amount in the box above includes

1,282 in sales taxes
billed or collected)

RECEIVED
UTILITIES DIVISION
2019 MAY -3 P 1:20
ARIZONA CORPORATION
COMMISSION

Laura Guth

signature of owner/official

619-895-5115

telephone no.

SUBSCRIBED AND SWORN TO BEFORE ME A NOTARY PUBLIC
IN AND FOR THE COUNTY

Yuma

(county name)

THIS

28th

DAY OF


April 2019

(month) and (year)

MY COMMISSION EXPIRES

Oct. 12, 2022

(date)



Dianne Patricia Clements

(signature of notary public)

**2018 PROPERTY TAX NOTICE
YUMA COUNTY, ARIZONA**



**ANGELA PANCAZI MORENO, TREASURER
192 S. MAIDEN LANE, STE A
YUMA, AZ 85364**

THIS IS THE ONLY TAX NOTICE YOU WILL RECEIVE

If you have a MORTGAGE on your property and your taxes are paid through an impound account, keep this notice for your records.

ACCOUNT NUMBER U0000021	TAX AREA CODE 0130	PARCEL IDENTIFICATION 90055241
-----------------------------------	------------------------------	--

Go to eNoticesOnline.com and register with this code: YUM-UB4XQE7G

LOCATION ADDRESS	ASSESSOR'S DESCRIPTION OF PROPERTY
	CENTRALLY VALUED PROPERTY ACCOUNT 55-241

TAX SUMMARY	
Primary Ad Valorem Tax	604.24
Less State Aid To Education	0.00
Net Primary Ad Valorem Tax	604.24
Secondary Ad Valorem Tax	127.96
Special District Tax	0.00

PROPERTY TAX CALCULATION						
ITEM	Limited Value	ASSMT%	Assessed Value	Exemption	Primary Tax Rate	Secondary Tax Rate
LAND BLDGS, ETC.	4,066	18.0	735	0	9.4562	2.2261
PERSONAL PROPERTY	31,414	18.0	5,655	0	9.4562	1.9739
TOTALS	35,500		6,390	0		

TOTAL TAX DUE	732.20
HALF TAX	366.10

2017 - 2018 TAX COMPARISON							
AUTHORITY NUMBER	AUTHORITY NAME	LEVY TYPE	2018 TAX DISTRIBUTION	2017 TAX DISTRIBUTION	DIFFERENCE	TAX RATE	
0200001	YUMA COUNTY PRIMARY	PRIM	161.59	149.50	12.09	2.5288	
0200002	STATE AID TO EDUCATION PRIMARY	PRIM	30.29	29.13	1.16	0.4741	
0500101	YUMA ELEM PRIMARY	PRIM	132.69	121.01	11.68	2.0765	
0610301	YUMA UNION PRIMARY	PRIM	137.66	128.96	8.70	2.1544	
0815001	ARIZONA WESTERN PRIMARY	PRIM	142.01	134.92	7.09	2.2224	
1490001	YUMA COUNTY LIBRARY FUND	SCND	42.22	38.55	3.67	0.6608	
1490002	LIBRARY FUND - DEBT SERVICE	SCND	15.50	15.43	0.07	0.2426	
1562901	FLOOD CONTROL DISTRICT	SCND	1.84	1.92	-0.08	0.2522	
3000101	SOUTHWEST TECHNICAL EDUCATION	SCND	1.55	0.39	1.16	0.0242	
3000102	SOUTHWEST TECHNICAL EDUCATION	SCND	1.65	2.60	-0.95	0.0258	
5500101	YUMA ELEMENTARY SECONDARY	SCND	17.73	19.66	-1.93	0.2775	
6810301	YUMA UNION HIGH SECONDARY	SCND	25.40	32.64	-7.24	0.3977	
6815004	ARIZONA WESTERN 2005 BOND ISSU	SCND	0.00	10.74	-10.74	0.0000	
6815005	ARIZONA WESTERN 2006 BOND ISSU	SCND	0.00	1.91	-1.91	0.0000	
6815006	AWC G.O. REFUNDING BONDS SERIE	SCND	17.26	1.08	16.18	0.2701	
6815007	AWC G.O. REFUNDING BONDS SERIE	SCND	3.09	0.00	3.09	0.0483	
6815008	AWC G.O. DEBT SERVICE SERIES 2	SCND	1.72	0.00	1.72	0.0269	
Totals:			732.20	688.44	43.76		

FOR MORE INFORMATION CONTACT OUR NEW ADDRESS: YUMA COUNTY TREASURER 192 S. MAIDEN LANE, STE A, YUMA, AZ 85364



SHEPARD WATER COMPANY
10450 N MARTINEZ LAKE RD
YUMA, AZ 85365
928-783-9580

91-5901221
03

1771

Date Oct 31, 2018

Pay to the order of Yuma County Treasurer

\$ 732.20

Seven hundred and thirty two 20/100

Dollars

1ST BANK YUMA
1509 S 4th Avenue
Yuma, AZ 85364

Printed Name
Address
City or Loc.

00000021 2018 Property Tax

Juan Juan Gomez

⑈001771⑈ ⑆122105906⑆0078294736⑈

FEDERAL RESERVE BOARD OF GOVERNORS H.L. 101
FEDERAL RESERVE BANK OF CHICAGO
160 N. Wacker Drive, Chicago, IL 60604
www.frb.org

NOV 13 2018 Batch: 4 Trans: 62
NOV 13 2018 09:13:02
PAY TO THE ORDER OF THE ORDER OF JP MORGAN CHASE
FOR DEPOSIT ONLY FOR DEPOSIT ONLY
YUMA COUNTY YUMA COUNTY

DO NOT WRITE BEYOND THIS LINE
FOR DEPOSIT ONLY
JP MORGAN CHASE BANK, N.A.
MEMBER FDIC

ENDORSE HERE

26 November 2018

Nancy Millier
Sunstate Environmental Service
4743 E. 30th Place
Yuma, AZ 85365

RE: Shepard's Water

Laboratory Work Order No.: 18K1459

Legend Technical Services of Arizona, Inc. is pleased to provide the enclosed analytical results for the aforementioned project. These results relate only to the items tested. This cover letter and the accompanying pages represent the full report for these analyses and should only be reproduced in full. Samples for this project were received by the laboratory on 11/14/18 13:00.

The samples were processed in accordance with the Chain of Custody document and the results presented relate only to the samples tested. The Chain of Custody is considered part of this report.

All samples will be retained by LEGEND for 30 days from the date of this report and then discarded unless other arrangements are made. Due to hold-time and method sample volume requirements, microbiological samples are not retained unless other arrangements are made.

This entire report was reviewed and approved for release by the undersigned. If you have any questions concerning this report, please feel free to contact me.

Sincerely,
LEGEND TECHNICAL SERVICES OF ARIZONA, INC.



Barbara Frank
Client Services Representative
(602) 324-6100

This laboratory report is confidential and is intended for the sole use of LEGEND and it's client.

Sunstate Environmental Service
4743 E. 30th Place
Yuma, AZ 85365

Project: Shepard's Water
Project Number: [none]
Project Manager: Nancy Miller

Reported:
11/26/18 16:13

ANALYTICAL REPORT FOR SAMPLES

Sample ID	Laboratory ID	Matrix	Type	Date Sampled	Date Received
Shepard Water (POE001)	18K1459-01	Drinking Water	Grab	11/13/18 12:37	11/14/18 10:00

Sample Condition Upon Receipt:

Temperature: 5.90 C

All samples were received in acceptable condition unless noted otherwise in the case narrative.

Case Narrative:

Holding Times: All holding times were met unless otherwise qualified.

QA/QC Criteria: All analyses met method requirements unless otherwise qualified.

Certifications: AZ(PHX)0004, AZ(TUC)0004, AIHA#102982, CDC ELITE Member.

Accreditation is applicable only to the test methods specified on each scope of accreditation held by LEGEND.

Comments: There were no problems encountered during the processing of the samples, unless otherwise noted.
All samples were analyzed on a "wet" basis unless designated as "dry weight".

Notified client of the MCL Violation via email on 11/26/18 BF

Sunstate Environmental Service 4743 E. 30th Place Yuma, AZ 85365	Project: Shepard's Water Project Number: [none] Project Manager: Nancy Miller	Reported: 11/26/18 16:13
--	---	-----------------------------

Shepard Water (POE001) (18K1459-01) Drinking Water (Grab) Sampled: 11/13/18 12:37 Received: 11/14/18 13:00

Analyte	Result	PQL	Units	Dilution	Batch	Prepared	Analyzed	Method	Notes
Legend Technical Services of Arizona, Inc.									
Total Metals									
Arsenic	0.015	0.0050	mg/L	5	B8K1382	11/13/18 09:58	11/15/18 22:53	EPA 200.8	D1

Sunstate Environmental Service
 4743 E. 30th Place
 Yuma, AZ 85366

Project: Shepard's Water
 Project Number: [none]
 Project Manager: Nancy Miller

Reported:
 11/26/15 16:13

Total Metals - Quality Control
Legend Technical Services of Arizona, Inc.

Analyte	Result	Reporting Limit	Units	Spike Level	Source Result	%REC	%REC Limits	RPD	RPD Limit	Notes
Batch B8K1362 - EPA 200.8										
Blank (B8K1362-BLK1) <i>Prepared & Analyzed: 11/19/16</i>										
Arsenic	<0.0010	0.0010	mg/L							
LCS (B8K1362-BS1) <i>Prepared & Analyzed: 11/19/16</i>										
Arsenic	0.028	0.0010	mg/L	0.0250		114	85-115			
LCS Dup (B8K1362-BSD1) <i>Prepared & Analyzed: 11/19/16</i>										
Arsenic	0.028	0.0010	mg/L	0.0250		111	85-115	2	20	
Matrix Spike (B8K1362-MS1) Source: 18K1456-01 <i>Prepared & Analyzed: 11/19/16</i>										
Arsenic	0.030	0.0010	mg/L	0.0250	0.0017	111	70-130			
Matrix Spike (B8K1362-MS2) Source: 18K1488-06 <i>Prepared & Analyzed: 11/19/16</i>										
Arsenic	0.047	0.0010	mg/L	0.0250	0.018	114	70-130			
Matrix Spike Dup (B8K1362-MSD1) Source: 18K1456-01 <i>Prepared & Analyzed: 11/19/16</i>										
Arsenic	0.030	0.0010	mg/L	0.0250	0.0017	112	75-130	0.8	20	
Matrix Spike Dup (B8K1362-MSD2) Source: 18K1488-06 <i>Prepared & Analyzed: 11/19/16</i>										
Arsenic	0.047	0.0010	mg/L	0.0250	0.018	114	70-130	0.8	20	

Sunstate Environmental Service
4745 E. 30th Place
Yuma, AZ 85365

Project: Shepard's Water
Project Number: [none]
Project Manager: Nancy Miller

Reported:
11/26/18 16:13

Notes and Definitions

D1 Sample required dilution due to matrix.

BLK Method Blank

LCS/Dup Laboratory Control Sample/Laboratory Fortified Blank/Duplicate

MS/Dup Matrix Spike/Duplicate

Dry Sample results reported on a dry weight basis

RPD Relative Percent Difference



Sunstate Environmental Services

4743 E. 30th Place Yuma, AZ 85365
 (928) 341-9685 • Email: info@sunstatees.com

CHAIN OF CUSTODY RECORD

Laboratory Sample No.: 18K1459

Please Print Clearly

Page 1 of 1

CLIENT INFORMATION										
Client Name		Address		City	State	Zip	Phone		Fax	
Shepard water		140		Yuma	AZ	85365	19283419005			
Project Number		Contact		P.O. No.		Notes				
140		Rich Miller								
SAMPLE TYPE CODES		TURN AROUND TIME			REQUESTED ANALYSIS					
<input type="checkbox"/> Drinking Water	<input type="checkbox"/> Solid	<input type="checkbox"/> Standard 10-15 Day			AZ-18-118					
<input type="checkbox"/> Wastewater	<input type="checkbox"/> Travel Blank	<input type="checkbox"/> Other								
<input type="checkbox"/> Surface Water	<input type="checkbox"/> Filter	Laboratory Authorization Required for Rush								
<input type="checkbox"/> Groundwater	<input type="checkbox"/> Sludge									
Client's Sample Identification		Date	Time	Sample Location	Composite	Grab	Sample Type	Compliance	No. of Containers	LAB NO
Shepard Water		11/13/18	12:37	POE Oct	✓	✓	✓	✓	1	01
Comments / Special Instructions: <u>PHV</u>										

SAMPLE CONDITION UPON RECEIPT	
No. of Containers	1
Temperature	5.9°C
Custody Seals	Y <input checked="" type="checkbox"/>
Seals Intact	<input checked="" type="checkbox"/> N
Preserved	<input checked="" type="checkbox"/> N

WHITE-LAB YELLOW-LAB PINK-CLIENT

RELINQUISHED BY		SAMPLES RECEIVED BY	
Signature: <u>[Signature]</u>	Date: <u>11/13/18</u>	Signature: <u>[Signature]</u>	Date: <u>11/13/18</u>
Printed Name: <u>Lee Miller</u>	Time: <u>14:00</u>	Printed Name: <u>Cold Storage</u>	Time: <u>16:00</u>
Signature: <u>[Signature]</u>	Date: <u>11/13/18</u>	Signature: <u>[Signature]</u>	Date: <u>11/13/18</u>
Printed Name: <u>Cold Storage</u>	Time: <u>16:00</u>	Printed Name: <u>UPS</u>	Time: <u>16:00</u>
Signature: <u>[Signature]</u>	Date: <u>11/14/18</u>	Signature: <u>[Signature]</u>	Date: <u>11/14/18</u>
Printed Name: <u>UPS</u>	Time: <u>1300</u>	Printed Name: <u>[Signature]</u>	Time: <u>1300</u>