

**ANNUAL REPORT**

Of

Company Name: Sahuarita Water Company L.L.C.  
4549 E. Fort Lowell Rd.

Mailing Address: Tucson AZ  
85712

Docket No.: W-03718A  
For the Year Ended: 12/31/19

**RECEIVED  
BY EMAIL**

4/10/2020, 10:12 AM  
ARIZONA CORPORATION COMMISSION  
UTILITIES DIVISION

**WATER UTILITY**

To

Arizona Corporation Commission

**Due on April 15th**

Email: rdelafuente@azcc.gov, mail or deliver the completed Annual Report to:  
Arizona Corporation Commission  
Compliance Section - Utilities Division  
1200 West Washington Street  
Phoenix, Arizona 85007

Application Type: Original Filing

Application Date: 4/10/2020

ARIZONA CORPORATION COMMISSION  
WATER UTILITY ANNUAL REPORT  
Sahuarita Water Company L.L.C.  
A Class  Utility

For the Calendar Year Ended:

Primary Address:   
City:  State:  Zip Code:

Telephone Number:

Date of Original Organization of Utility:

Person to whom correspondence should be addressed concerning this report:

Name:   
Telephone No. :   
Address:   
City:  State:  Zip Code:   
Email:

Name:   
Telephone No. :   
Address:   
City:  State:  Zip Code:   
Email:

Name:   
Telephone No. :   
Address:   
City:  State:  Zip Code:   
Email:

Name:   
Telephone No. :   
Address:   
City:  State:  Zip Code:   
Email:

Name:   
Telephone No. :   
Address:   
City:  State:  Zip Code:   
Email:

Ownership:

Counties Served:

<b>Important changes during the year</b>	
--	--

N/A	For those companies not subject to the affiliated interest rules, has there been a change in ownership or direct control during the year?
	If yes, please provide specific details in the box below.
	No

No	Has the company been notified by any other regulatory authorities during the year, that they are out of compliance?
	If yes, please provide specific details in the box below.
	No

Utility Plant in Service (Water)							
Account No.	Description	Beginning Year Original Cost	Current Year Additions	Current Year Retirements	Adjusted Original Cost	Accumulated Depreciation	OCLD (OC less AD)
301	Organization	\$7,541	\$0	\$0	\$7,541	\$0	\$7,541
302	Franchises	352,403	0	0	352,403	0	352,403
303	Land and Land Rights	13,636	0	0	13,636	0	13,636
304	Structures and Improvements	413,607	970	0	414,577	152,325	262,252
305	Collecting & Improving Reservoirs	0	0	0	0	0	0
306	Lake, River, Canal Intakes	0	0	0	0	0	0
307	Wells and Springs	2,131,475	2,116	1,506	2,132,085	595,137	1,536,948
308	Infiltration Galleries	0	0	0	0	0	0
309	Supply Mains	0	0	0	0	0	0
310	Power Generation Equipment	551,274	8,021	3,116	556,179	244,344	311,835
311	Pumping Equipment	235,858	17,131	30,490	222,499	197,560	24,939
320	Water Treatment Equipment	0	0	0	0	0	0
320.1	Water Treatment Plants	1,499,569	0	0	1,499,569	509,488	990,081
320.2	Solution Chemical Feeders	46,479	2,098	0	48,577	46,689	1,888
320.3	Point-of-Use Treatment Devices	0	0	0	0	0	0
320.4	Arsenic Media	417,503	0	0	417,503	17,235	
320.5	Arsenic Media Regeneration	180,410	181,693	180,410	181,693	(41,776)	
330	Distribution Reservoirs and Standpipes	0	0	0	0	0	0
330.1	Storage Tanks	1,811,998	21,054	0	1,833,052	574,803	1,258,249
330.2	Pressure Tanks	38,199	0	0	38,199	19,590	18,609
331	Transmission and Distribution Mains	13,957,338	1,033,912	0	14,991,250	3,436,295	11,554,955
333	Services	2,582,258	452,759	0	3,035,017	947,850	2,087,167
334	Meters and Meter Installations	1,580,436	115,579	77,258	1,618,757	1,468,106	150,651
335	Hydrants	792,697	155,111	0	947,808	161,789	786,019
336	Backflow Prevention Devices	1,660	0	0	1,660	1,010	650
339	Other Plant and Misc. Equipment	0	0	0	0	0	0
340	Office Furniture and Equipment	160,855	750	0	161,605	34,234	127,371
340.1	Computer & Software	130,904	4,551	6,435	129,020	129,020	0
341	Transportation Equipment	170,255	2,066	0	172,321	138,766	33,555
342	Stores Equipment	0	0	0	0	0	0
343	Tools, Shop and Garage Equipment	45,743	1,108	0	46,851	20,265	26,586
344	Laboratory Equipment	132	0	0	132	132	0
345	Power Operated Equipment	0	0	0	0	0	0
346	Communication Equipment	575,957	16,574	152	592,379	565,425	26,954
347	Miscellaneous Equipment	695	0	0	695	695	0
348	Other Tangible Plant	1,014,554	0	0	1,014,554	1,014,554	0
	<b>Totals</b>	<b>\$28,713,438</b>	<b>\$2,015,493</b>	<b>\$299,367</b>	<b>\$30,429,564</b>	<b>\$10,233,536</b>	<b>\$19,572,291</b>

Sahuarita Water Company L.L.C.  
Annual Report  
Depreciation Expense for the Current Year (Water)  
12/31/19

Depreciation Expense for the Current Year (Water)									
Account No.	Description	Beginning Year Original Cost	Current Year Additions	Current Year Retirements	Adjusted Original Cost	Fully Depreciated/Non-depreciable Plant	Depreciable Plant	Depreciation Percentages	Depreciation Expense
301	Organization	\$7,541	\$0	\$0	\$7,541	\$0	\$7,541	0.00%	\$0
302	Franchises	352,403	0	0	352,403	0	352,403	0.00%	0
303	Land and Land Rights	13,636	0	0	13,636	0	13,636	0.00%	0
304	Structures and Improvements	413,607	970	0	414,577	0	414,577	3.33%	13,789
305	Collecting & Improving Reservoirs	0	0	0	0	0	0	0.00%	0
306	Lake, River, Canal Intakes	0	0	0	0	0	0	0.00%	0
307	Wells and Springs	2,131,475	2,116	1,506	2,132,085	0	2,132,085	3.33%	70,988
308	Infiltration Galleries	0	0	0	0	0	0	0.00%	0
309	Supply Mains	0	0	0	0	0	0	0.00%	0
310	Power Generation Equipment	551,274	8,021	3,116	556,179	0	556,179	5.00%	27,686
311	Pumping Equipment	235,858	17,131	30,490	222,499	0	222,499	12.50%	28,647
320	Water Treatment Equipment	0	0	0	0	0	0	0.00%	0
320.1	Water Treatment Plants	1,499,569	0	0	1,499,569	0	1,499,569	3.33%	49,936
320.2	Solution Chemical Feeders	46,479	2,098	0	48,577	46,479	2,098	20.00%	210
320.3	Point-of-Use Treatment Devices	0	0	0	0	0	0	0.00%	0
320.4	Arsenic Media	417,503	0	0	417,503	0	417,503	6.67%	27,847
320.5	Arsenic Media Regeneration	180,410	181,693	180,410	181,693	0	181,693	40.00%	72,421
330	Distribution Reservoirs and Standpipes	0	0	0	0	0	0	0.00%	0
330.1	Storage Tanks	1,811,998	21,054	0	1,833,052	0	1,833,052	2.22%	40,460
330.2	Pressure Tanks	38,199	0	0	38,199	0	38,199	5.00%	1,910
331	Transmission and Distribution Mains	13,957,338	1,033,912	0	14,991,250	0	14,991,250	2.00%	289,486
333	Services	2,582,258	452,759	0	3,035,017	0	3,035,017	3.33%	93,528
334	Meters and Meter Installations	1,580,436	115,579	77,258	1,618,757	0	1,618,757	8.33%	133,246
335	Hvdrants	792,697	155,111	0	947,808	0	947,808	2.00%	17,405
336	Backflow Prevention Devices	1,660	0	0	1,660	0	1,660	6.67%	111
339	Other Plant and Misc. Equipment	0	0	0	0	0	0	0.00%	0
340	Office Furniture and Equipment	160,855	750	0	161,605	0	161,605	6.67%	10,754
340.1	Computer & Software	130,904	4,551	6,435	129,020	92,797	36,223	20.00%	7,433
341	Transportation Equipment	170,255	2,066	0	172,321	80,120	92,201	20.00%	18,234
342	Stores Equipment	0	0	0	0	0	0	4.00%	0
343	Tools, Shop and Garage Equipment	45,743	1,108	0	46,851	0	46,851	5.00%	2,315
344	Laboratory Equipment	132	0	0	132	132	0	10.00%	0
345	Power Operated Equipment	0	0	0	0	0	0	5.00%	0
346	Communication Equipment	575,957	16,574	152	592,379	0	592,379	10.00%	58,417
347	Miscellaneous Equipment	695	0	0	695	695	0	10.00%	0
348	Other Tangible Plant	1,014,554	0	0	1,014,554	1,014,554	0	10.00%	0
	<b>Subtotal</b>	<b>\$28,713,438</b>	<b>\$2,015,493</b>	<b>\$299,367</b>	<b>\$30,429,564</b>	<b>\$1,234,777</b>	<b>\$29,194,787</b>		<b>\$964,824</b>

Contribution(s) in Aid of Construction (Gross)	\$12,482,456
Less: Non Amortizable Contribution(s)	0
Fully Amortized Contribution(s)	2,611,622
Amortizable Contribution(s)	<u>\$9,870,834</u>
Times: Proposed Amortization Rate	3.30%
<b>Amortization of CIAC</b>	<b>\$326,209</b>

Less: Amortization of CIAC \$326,209

**DEPRECIATION EXPENSE** **\$638,614**

Sahuarita Water Company L.L.C.  
Annual Report  
Balance Sheet Assets  
12/31/19

Balance Sheet Assets				
	Assets		Balance at Beginning of Year (2019)	Balance at End of Year (2019)
Account No.	<b>Current and Accrued Assets</b>			
131	Cash		\$2,427,180	\$2,315,567
134	Working Funds		0	0
135	Temporary Cash Investments		0	0
141	Customer Accounts Receivable		0	0
146	Notes Receivable from Associated Companies		2,057	4,173
151	Plant Material and Supplies		63,362	42,719
162	Prepayments		95,494	216,581
174	Miscellaneous Current and Accrued Assets		226,463	232,124
	<b>Total Current and Accrued Assets</b>		<b>\$2,814,556</b>	<b>\$2,811,165</b>
Account No.	<b>Fixed Assets</b>			
101	Utility Plant in Service*		\$28,713,438	\$30,429,564
103	Property Held for Future Use		414,912	367,715
105	Construction Work in Progress		55,983	66,422
108	Accumulated Depreciation (enter as negative)*		(9,568,082)	(10,233,536)
121	Non-Utility Property		77,621	77,621
122	Accumulated Depreciation - Non Utility		(50,255)	(55,114)
	<b>Total Fixed Assets</b>		<b>\$19,643,617</b>	<b>\$20,652,673</b>
	<b>Total Assets</b>		<b>\$22,458,173</b>	<b>\$23,463,838</b>

\*Note these items feed automatically from AR3 UPIS Page 4

Sahuarita Water Company L.L.C.  
Annual Report  
Balance Sheet Liabilities and Owners Equity

<b>Balance Sheet Liabilities and Owners Equity</b>				
	<b>Liabilities</b>		<b>Balance at Beginning of Year (2019)</b>	<b>Balance at End of Year (2019)</b>
<b>Account No.</b>	<b>Current Liabilities</b>			
231	Accounts Payable		\$300,150	\$0
232	Notes Payable (Current Portion)		211,822	211,822
234	Notes Payable to Associated Companies		0	0
235	Customer Deposits		140,074	142,732
236	Accrued Taxes		26,583	26,217
237	Accrued Interest		3,412	3,595
242	Miscellaneous Current and Accrued Liabilities		128,406	131,297
	<b>Total Current Liabilities</b>		<b>\$810,447</b>	<b>\$515,663</b>
	<b>Long Term Debt</b>			
224	Long Term Debt (Notes and Bonds)		\$1,618,053	\$1,480,457
	<b>Deferred Credits</b>			
251	Unamortized Premium on Debt		\$0	\$0
252	Advances in Aid of Construction		2,091,497	2,610,391
255	Accumulated Deferred Investment Tax Credits		0	0
271	Contributions in Aid of Construction		11,744,039	9,544,585
272	Less: Amortization of Contributions		(2,611,662)	
281	Accumulated Deferred Income Tax		0	0
	<b>Total Deferred Credits</b>		<b>\$11,223,874</b>	<b>\$12,154,976</b>
	<b>Total Liabilities</b>		<b>\$13,652,374</b>	<b>\$14,151,096</b>
	<b>Capital Accounts</b>			
201	Common Stock Issued		\$0	\$0
211	Other Paid-In Capital		0	0
215	Retained Earnings		937,671	506,946
218	Proprietary Capital (Sole Props and Partnerships)		7,868,126	8,805,797
	<b>Total Capital</b>		<b>\$8,805,797</b>	<b>\$9,312,743</b>
	<b>Total Liabilities and Capital</b>		<b>\$22,458,171</b>	<b>\$23,463,839</b>

**Note: Total liabilities and Capital must match total assets for the beginning and end of the year!**

Sahuarita Water Company L.L.C.  
Annual Report  
Water Comparative Income Statement  
12/31/19

<b>Water Comparative Income Statement</b>			
Account No.	Calendar Year	Current Year 01/01/2019 - 12/31/2019	Last Year 01/01/2018 - 12/31/2018
	<b>Operating Revenue</b>		
461	Metered Water Revenue	\$3,897,462	\$3,539,634
460	Unmetered Water Revenue	0	0
462	Fire Protection Revenue	0	0
469	Guaranteed Revenues (Surcharges)	0	0
471	Miscellaneous Service Revenues	79,089	704,726
474	Other Water Revenue	19,996	17,242
	<b>Total Revenues</b>	<b>\$3,996,547</b>	<b>\$4,261,602</b>
	<b>Operating Expenses</b>		
601	Salaries and Wages	\$0	\$0
604	Employee Pensions and Benefits	0	0
610	Purchased Water	991,628	942,869
615	Purchased Power	187,074	189,950
618	Chemicals	17,136	17,628
620	Materials and Supplies	0	0
620.1	Repairs and Maintenance	79,507	87,157
620.2	Office Supplies and Expense	12,340	11,451
630	Contractual Services	0	0
631	Contractual Services - Engineering	2,927	910
632	Contractual Services - Accounting	24,743	21,466
633	Contractual Services - Legal	887	1,885
634	Contractual Services - Management Fees	1,044,460	934,443
635	Contractual Services - Water Testing	13,586	12,189
636	Contractual Services - Other	135,531	129,098
640	Rents	0	0
641	Rental of Building/Real Property	1,538	1,538
642	Rental of Equipment	0	0
650	Transportation Expenses	25,782	19,693
657	Insurance - General Liability	17,402	16,791
657.1	Insurance - Health and Life	0	0
665	Regulatory Commission Expense - Rate	18,464	18,464
670	Bad Debt Expense	131	165
675	Miscellaneous Expense	25,428	29,258
403	Depreciation Expense (From Schedule AR4)	638,614	625,292
408	Taxes Other Than Income	0	0
408.11	Property Taxes	209,765	202,070
409	Income Taxes	0	0
427.1	Customer Security Deposit Interest	7,467	8,171
	<b>Total Operating Expenses</b>	<b>\$3,454,409</b>	<b>\$3,270,488</b>
	<b>Operating Income / (Loss)</b>	<b>\$542,138</b>	<b>\$991,114</b>
	<b>Other Income / (Expense)</b>		
419	Interest and Dividend Income	\$27,848	\$12,859
421	Non-Utility Income	28,680	28,656
426	Miscellaneous Non-Utility (Expense)	(16,794)	(15,082)
427	Interest (Expense)	(74,925)	(79,876)
	<b>Total Other Income / (Expense)</b>	<b>(\$35,192)</b>	<b>(\$53,443)</b>
	<b>Net Income / (Loss)</b>	<b>\$506,946</b>	<b>\$937,671</b>



**Full time equivalent employees**

	Direct Company	Allocated	Outside service	Total
President	0.0	0.0	0.0	0.0
Vice-president	0.0	0.5	0.0	0.5
Manager	3.0	0.0	0.0	3.0
Engineering Staff	0.0	0.0	0.0	0.0
System Operator(s)	5.0	0.0	0.0	5.0
Meter reader	0.0	0.0	0.0	0.0
Customer Service	2.0	0.0	0.0	2.0
Accounting	0.9	0.0	0.0	0.9
Business Office	0.0	0.0	0.0	0.0
Rates Department	0.0	0.0	0.0	0.0
Administrative Staff	1.0	0.2	0.0	1.2
Other	0.0	0.0	0.0	0.0
<b>Total</b>	11.9	0.7	0.0	12.5

Supplemental Financial Data (Long-Term Debt)				
	Loan #1	Loan #2	Loan #3	Loan #4
Date Issued	9/4/2009	1/0/1900	1/0/1900	1/0/1900
Source of Loan	WIFA	0	0	0
ACC Decision No.	70984	0	0	0
Reason for Loan	Arsenic Treatment	0	0	0
Dollar Amt. Issued	\$4,694,523	\$0	\$0	\$0
Amount Outstanding	\$1,692,279	\$0	\$0	\$0
Date of Maturity	9/1/2029	1/0/1900	1/0/1900	1/0/1900
Interest Rate	4.20%	0.00%	0.00%	0.00%
Current Year Interest	\$143,488	\$0	\$0	\$0
Current Year Principal	\$68,334	\$0	\$0	\$0

Meter Deposit Balance at Test Year End:	\$100,367
---	-----------

Meter Deposits Refunded During the Test Year:	\$32,491
---	----------

**List all bonds, notes, loans, and other types of indebtedness in which the proceeds were used in the provision of public utility service. Indebtedness incurred for personal uses by the owner of the utility should not be listed. Input 0 or none if there is nothing to report for that cell.**

Well and Water Usage											
Name of the System:		SAHUARITA WATER COMPANY									
ADEQ Public Water System Number:		AZ0410312									
ADWR PCC Number:		91-000495.0000									
Well registry 55# (55-XXXXXX):	Pump Horsepower	Pump Yield (gpm)	Casing Depth (feet)	Casing Diameter (inches)	Pump Motor Type **	Year Drilled	Water level 2010	Water level 2019	Meter Size (inches)	How measured:	Active
55-611144	300	1,400	905	24	Turbine	1975	267	254	10	Metered	Yes
55-216840	300	1,800	1,080	18	Turbine	2008	362	331	10	Metered	Yes
55-562962	not equipped	0	500	8	N/A	1997	0	0	N/A	0	No
55-611141	not equipped	0	982	24	N/A	1970	0	0	N/A	0	No
55-611143	not equipped	0	1,053	24	N/A	1974	0	0	N/A	0	No
55-611145	not equipped	0	990	24	N/A	1981	0	0	N/A	0	No
55-611146	not equipped	0	973	16	N/A	1969	0	0	N/A	0	No
55-611172*	400	1,800	1,135	24	Turbine	1,970	245	285	10	Metered	Yes
0	0	0	0	0	0	0	0	0	0	0	0
0	0	0	0	0	0	0	0	0	0	0	0
0	0	0	0	0	0	0	0	0	0	0	0
0	0	0	0	0	0	0	0	0	0	0	0
0	0	0	0	0	0	0	0	0	0	0	0
0	0	0	0	0	0	0	0	0	0	0	0
0	0	0	0	0	0	0	0	0	0	0	0
0	0	0	0	0	0	0	0	0	0	0	0
0	0	0	0	0	0	0	0	0	0	0	0
0	0	0	0	0	0	0	0	0	0	0	0
0	0	0	0	0	0	0	0	0	0	0	0

Name of system water delivered to:	SAHUARITA WATER COMPANY
ADWR PCC Number:	91-000495.0000
Source of water delivered to another system	Other

Name of system water received from:	SAHUARITA WATER COMPANY
ADWR PCC Number:	91-000495.0000
Source of water received	Ground Water
Well registry 55# (55-XXXXXX):	0.1

Month	Water withdrawn (gallons) <sup>1</sup>	Water sold (gallons) <sup>2</sup>	Water delivered (sold) to other systems (gallons) <sup>3</sup>	Water received (purchased) from other systems (gallons) <sup>4</sup>	Estimated authorized use (gallons) <sup>5</sup>	Purchased Power Expense <sup>6</sup>	Purchased Power (kWh) <sup>7</sup>
January	37,450,726.00	33,535,847.00	0.00	0.00	0.00	\$15,721	107,400
February	31,629,726.00	28,285,770.00	0.00	0.00	0.00	13,015	103,000
March	32,883,726.00	31,051,422.00	0.00	0.00	0.00	12,093	109,639
April	46,167,726.00	40,307,954.00	0.00	0.00	0.00	10,675	123,240
May	48,051,726.00	41,705,548.00	0.00	0.00	0.00	12,510	116,080
June	45,967,726.00	41,740,249.00	0.00	0.00	0.00	19,512	154,360
July	53,196,726.00	51,087,463.00	0.00	0.00	0.00	19,204	154,640
August	38,980,726.00	44,354,585.00	0.00	0.00	0.00	16,298	139,440
September	27,361,726.00	38,205,382.00	0.00	0.00	0.00	10,006	97,080
October	51,601,726.00	43,091,569.00	0.00	0.00	0.00	12,929	120,680
November	40,815,726.00	35,349,379.00	0.00	0.00	0.00	12,654	131,600
December	38,972,726.00	34,379,311.00	0.00	0.00	0.00	11,484	119,600
Totals	493,080,712.00	463,094,479.00	0.00	0.00	0.00	\$166,101	1,476,759

If applicable, in the space below please provide a description for all un-metered water use along with amounts:  
 \*The Well with ADWR ID Ni 55-611172 is part of our water system but leased to the Water Company by the Town of Sahuarita.

- 1 Water withdrawn - Total gallons of water withdrawn from pumped sources.
- 2 Water sold - Total gallons from customer meters, and other sales such as construction water.
- 3 Water delivered (sold) to other systems - Total gallons of water delivered to other systems.
- 4 Water received (purchased) from other systems - Total gallons of water purchased/received from other systems.
- 5 Estimated authorized use - Total estimated gallons from authorized metered or unmetered use. Authorized uses such as flushing (mains, services and hydrants) draining/cleaning tanks, process, construction, fire fighting, etc. Non-authorized use (real losses) are service line breaks and leaks, water main breaks, meter inaccuracies and theft.
- 6 Enter the total purchased power costs for the power meters associated with this system.
- 7 Enter the total purchased kWh used by the power meters associated with this system.

Water Utility Plant Description			
Name of the System:	SAHUARITA WATER COMPANY		
ADEQ Public Water System Number:	AZ0410312		
ADWR PCC Number:	91-000495.0000		

MAINS		
Sizes (inches)	Material	Length (feet)
4.00	PVC & DI	5,966
6.00	PVC & DI	27,931
8.00	PVC & DI	204,547
12.00	PVC & DI	72,705
16.00	PVC & DI	11,246
24.00	PVC & DI	7,180
0.00	NA	0
0.00	NA	0
0.00	NA	0
0.00	NA	0
0.00	NA	0
0.00	NA	0
0.00	NA	0
0.00	NA	0
0.00	NA	0

CUSTOMER METERS			
Size (inches)	Quantity	Percent over 1,00,000 gallons	Percent over 10 years old
5/8 X 3/4	5,022	25%	76%
0.75	766	25%	55%
1	150	45%	50%
1.5	25	36%	0%
2	85	60%	0%
3	2	100%	0%
4	1	100%	100%
6	2	0%	100%
NA	0	0%	0%
NA	0	0%	0%
NA	0	0%	0%
NA	0	0%	0%
NA	0	0%	0%
NA	0	0%	0%
NA	0	0%	0%
NA	0	0%	0%
NA	0	0%	0%
NA	0	0%	0%
NA	0	0%	0%
NA	0	0%	0%
NA	0	0%	0%

SERVICE LINES			
Material	Percent of system	Year installed	
Copper	100%	9-present	
NA	0%	0	
NA	0%	0	
NA	0%	0	
NA	0%	0	

BOOSTER PUMPS			
Horsepower	GPM	Quantity	
10	250	1	
20	250	1	
25	550	2	
30	325	1	
40	630	2	
50	800	2	
75	850	2	
100	1,000	1	

FIRE HYDRANTS	
Type	Quantity
Standard *	437
Other	0

STORAGE TANKS				
Capacity (gallons)	Material	Quantity	Year installed	
1,000,000	Steel	1	1999	
1,200,000	Steel	1	2006	
350,000	Steel	1	2003	
N/A	N/A	N/A	N/A	
N/A	N/A	N/A	N/A	
N/A	N/A	N/A	N/A	

PRESSURE/BLADDER TANKS			
Capacity (gallons)	Material	Quantity	Year installed
5,000	Steel	1	1999
5,000	Steel	1	1999
5,000	Steel	1	2000
5,000	Steel	1	2003
5,000	Steel	1	2004
5,000	Steel	1	2009

\* A standard fire hydrant has two 2.5 inch hose connection nozzles with 7.5 threads per inch, and one 4.5 inch pumper connection nozzle with 4 threads per inch.

**Water Utility Plant Description (Continued)**

For the following three items, list the utility owned assets in each category for each system.

<b>TREATMENT EQUIPMENT:</b>	2000 gpm Arsenic Treatment Plant
-----------------------------	----------------------------------

<b>STRUCTURES:</b>	Fences, walls and gates surrounding storage yards, wells, reservoirs, boosters and arsenic treatment plant. Modular office buildings. Two 8' 20' Conex storage containers.
--------------------	--

<b>OTHER:</b>	Three (3) stand-by power generators: one (1) 400 kW at Booster Station 1, one (1) 230 kW at Booster Station 2, and one (1) 500 kW at Arsenic Treatment Plant/Well 23.
---------------	---

**Provide a calculation used to determine the value of one water equivalent residential connection (ERC).**

Use one of the following methods:

- (a) If actual flow data are available from the preceding 12 months, divide the total annual single family residence (SFR) gallons sold by the average number of single family residence customers for the same period and divide the result by 365
- (b) If no historical flow data are available, use:  
 $ERC = ( \text{Total SFR gallons sold (Omit 000)} / 365 \text{ days} / 350 \text{ gallons per day} )$

ERC		162
Method used:	(a)	

Customer and Other Information	
Name of the System:	SAHUARITA WATER COMPANY
ADEQ Public Water System Number:	AZ0410312
ADWR PCC Number:	91-000495.0000

Month	Number of Customers				Other Non-Residential
	Single-Family	Multi-Family	Commercial	Turf/Irrigation	
January	5,705	0	21	146	37
February	5,713	0	21	146	38
March	5,723	0	21	147	39
April	5,727	0	22	147	38
May	5,731	0	21	147	36
June	5,731	0	22	147	40
July	5,737	0	21	148	39
August	5,742	0	22	148	39
September	5,757	0	24	148	39
October	5,770	0	23	148	39
November	5,769	0	23	148	37
December	5,779	0	23	146	39

If the system has fire hydrants, what is the fire flow requirements?  GPM for  hrs.

Does the system have chlorination treatment?

Does the Company have an ADWR Gallons Per Capita Per Day (GCPCPD) requirement?

If yes, provide the GPCPD amount:

Is the Water Utility located in an ADWR Active Management Area (AMA)?

If yes, which AMA?

What is the present system connection capacity (in ERCs \*) using existing lines?

What is the future system connection capacity (in ERCs \*) upon service area buildout?

Describe any plans and estimated completion dates for any enlargements or improvements of this system.

\*New lines must be added for additional connections to be made. \*We do not have enough information on the ERC calculation as it is not a standard engineering unit used by SWC or its engineer. SWC does not have enough information to provide ERC capacity at buildout.

\* an ERC is based on the calculation on the bottom of AR9 page 12.

Sahuarita Water Company L.L.C.  
 Annual Report  
 Utility Shutoffs / Disconnects  
 12/31/19

Utility Shutoffs / Disconnects		
Name of the System:	SAHUARITA WATER COMPANY	
ADEQ Public Water System Number:	AZ0410312	
ADWR PCC Number:	91-000495.0000	

Month	Termination without Notice R14-2-410.B	Termination with Notice R14-2-410.C	Other
January	0	37	0
February	0	24	0
March	0	23	0
April	0	19	0
May	0	28	0
June	0	25	0
July	0	26	0
August	0	17	0
September	0	31	0
October	0	20	0
November	0	26	0
December	0	27	0
<b>Total</b>	<b>0</b>	<b>303</b>	<b>0</b>

Other (description):

N/A
-----

**Instructions:** Fill out the Grey Cells with the relevant information. Input 0 or none if there is nothing recorded in that account or there is no applicable information to report.

<b>Property Taxes</b>	
-----------------------	--

Amount of actual property taxes paid during Calendar Year 2019 was	\$211,646
--	-----------

If no property taxes paid, explain why.
---

N/A
-----

<b>Instructions:</b> Fill out the Grey Cells with the relevant information. Input 0 or none if there is nothing recorded in that account or there is no applicable information to report.
---



Verification and Sworn Statement (Taxes)

Verification: State of ARIZONA I, the undersigned of the  
(state name)

County of (county name): PIMA  
Name (owner or official) title: SAHUARITA WATER COMPANY LLC  
Company name: Sahuarita Water Company L.L.C.

DO SAY THAT THIS ANNUAL UTILITY PROPERTY TAX AND SALES TAX REPORT TO THE ARIZONA CORPORATION COMMISSION.

FOR THE YEAR ENDING: 12/31/19

HAS BEEN PREPARED UNDER MY DIRECTION, FROM THE ORIGINAL BOOKS, PAPERS AND RECORDS OF SAID UTILITY; THAT I HAVE CAREFULLY EXAMINED THE SAME, AND DECLARE THE SAME TO BE A COMPLETE AND CORRECT STATEMENT OF BUSINESS AND AFFAIRS OF SAID UTILITY FOR THE PERIOD COVERED BY THIS REPORT IN RESPECT TO EACH AND EVERY MATTER AND THING SET FORTH, TO THE BEST OF MY KNOWLEDGE, INFORMATION AND BELIEF.

Sworn Statement: I HEREBY ATTEST THAT ALL PROPERTY TAXES FOR SAID COMPANY ARE CURRENT AND PAID IN FULL.

I HEREBY ATTEST THAT ALL SALES TAXES FOR SAID COMPANY ARE CURRENT AND PAID IN FULL.

RECEIVED  
BY EMAIL

4/10/2020, 10:12 AM  
ARIZONA CORPORATION COMMISSION  
UTILITIES DIVISION

*Manson Homach*

signature of owner/official

520-299-8766

telephone no.

SUBSCRIBED AND SWORN TO BEFORE ME A NOTARY PUBLIC  
IN AND FOR THE COUNTY

THIS

9th

DAY OF


Pima  
(county name)  
April 2020  
(month) and (year)

MY COMMISSION EXPIRES

June 8, 2021  
(date)

*Cynthia Gauntt*

(signature of notary public)



**Verification and Sworn Statement**

**Verification:**

State of ARIZONA I, the undersigned of the  
(state name)  
County of (county name): PIMA  
Name (owner or official) title: SAHUARITA WATER COMPANY LLC  
Company name: Sahuarita Water Company L.L.C.

DO SAY THAT THIS ANNUAL UTILITY PROPERTY TAX AND SALES TAX REPORT TO THE ARIZONA CORPORATION COMMISSION.

FOR THE YEAR ENDING: 12/31/19

HAS BEEN PREPARED UNDER MY DIRECTION, FROM THE ORIGINAL BOOKS, PAPERS AND RECORDS OF SAID UTILITY; THAT I HAVE CAREFULLY EXAMINED THE SAME, AND DECLARE THE SAME TO BE A COMPLETE AND CORRECT STATEMENT OF BUSINESS AND AFFAIRS OF SAID UTILITY FOR THE PERIOD COVERED BY THIS REPORT IN RESPECT TO EACH AND EVERY MATTER AND THING SET FORTH, TO THE BEST OF MY KNOWLEDGE, INFORMATION AND BELIEF.

**Sworn Statement:** IN ACCORDANCE WITH THE REQUIREMENTS OF TITLE 40, ARTICLE 8, SECTION 40-401, ARIZONA REVISED STATUTES, IT IS HEREIN REPORTED THAT THE GROSS OPERATING REVENUE OF SAID UTILITY DERIVED FROM ARIZONA INTRASTATE UTILITY OPERATIONS DURING THE CALENDAR YEAR WAS:

Arizona Intrastate Gross Operating Revenues Only (\$)

\$4,301,471

(The amount in the box above includes

\$322,619 in sales taxes  
billed or collected)

**RECEIVED  
BY EMAIL**

4/10/2020, 10:12 AM  
ARIZONA CORPORATION COMMISSION  
UTILITIES DIVISION


Mason Homick  
signature of owner/official

520-299-8766  
telephone no.

SUBSCRIBED AND SWORN TO BEFORE ME A NOTARY PUBLIC  
IN AND FOR THE COUNTY

THIS 9<sup>th</sup> DAY OF Pima (county name)  
April 2020 (month) and (year)

MY COMMISSION EXPIRES June 8, 2021 (date)



Cynthia Gauntt  
(signature of notary public)

**Verification and Sworn Statement (Residential Revenue)**

**Verification:**

State of ARIZONA I, the undersigned of the  
(state name)

County of (county name): PIMA  
Name (owner or official) title: SAHUARITA WATER COMPANY LLC  
Company name: Sahuarita Water Company L.L.C.

DO SAY THAT THIS ANNUAL UTILITY PROPERTY TAX AND SALES TAX REPORT TO THE ARIZONA CORPORATION COMMISSION.

FOR THE YEAR ENDING: 12/31/19

HAS BEEN PREPARED UNDER MY DIRECTION, FROM THE ORIGINAL BOOKS, PAPERS AND RECORDS OF SAID UTILITY; THAT I HAVE CAREFULLY EXAMINED THE SAME, AND DECLARE THE SAME TO BE A COMPLETE AND CORRECT STATEMENT OF BUSINESS AND AFFAIRS OF SAID UTILITY FOR THE PERIOD COVERED BY THIS REPORT IN RESPECT TO EACH AND EVERY MATTER AND THING SET FORTH, TO THE BEST OF MY KNOWLEDGE, INFORMATION AND BELIEF.

**Sworn Statement:**

IN ACCORDANCE WITH THE REQUIREMENTS OF TITLE 40, ARTICLE 8, SECTION 40-401, ARIZONA REVISED STATUTES, IT IS HEREIN REPORTED THAT THE GROSS OPERATING REVENUE OF SAID UTILITY DERIVED FROM ARIZONA INTRASTATE UTILITY OPERATIONS RECEIVED FROM RESIDENTIAL CUSTOMERS DURING THE CALENDAR YEAR WAS:

Arizona Intrastate Gross Operating Revenues Only (\$)

\$2,723,192  
(The amount in the box above includes  
\$204,050 in sales taxes  
billed or collected)

**RECEIVED  
BY EMAIL**

4/10/2020, 10:12 AM

ARIZONA CORPORATION COMMISSION  
UTILITIES DIVISION

Mason Homish  
signature of owner/official

520-299-8766  
telephone no.

SUBSCRIBED AND SWORN TO BEFORE ME A NOTARY PUBLIC  
IN AND FOR THE COUNTY

Pima  
(county name)

THIS


9<sup>th</sup>

DAY OF

April 2020  
(month) and (year)

MY COMMISSION EXPIRES

June 8, 2021  
(date)



Cynthia Gauntt  
(signature of notary public)