

ANNUAL REPORT

Of

Company Name: Sahuarita Water Company L.L.C.
4549 E. Fort Lowell Rd.

Mailing Address: Tucson AZ
85712

Docket No.: W-03718A
For the Year Ended: 12/31/18

WATER UTILITY

To

Arizona Corporation Commission

RECEIVED
APR 09 2019
ARIZONA CORP COMMISSION
UTILITIES DIVISION - DIRECTOR'S OFFICE

Due on April 15th

Email: rdefuente@azcc.gov, mail or deliver the completed Annual Report to:

Arizona Corporation Commission
Compliance Section - Utilities Division
1200 West Washington Street
Phoenix, Arizona 85007

Application Type: Original Filing
Application Date: 4/9/2019

4-10-19

ARIZONA CORPORATION COMMISSION
WATER UTILITY ANNUAL REPORT
Sahuarita Water Company L.L.C.
A Class A B Utility

1. For the Calendar Year Ended:

2. Address:
City: State: Zip Code:

3. Telephone Number:

4. Date of Original Organization of Utility:

5. Person to whom correspondence should be addressed concerning this report:

Name:
Telephone No. :
Address:
City: State: Zip Code:
Email:

6. On-Site Manager:

Name:
Telephone No. :
Address:
City: State: Zip Code:
Email:

7. Ownership:

8. Counties Served:

Utility Plant in Service (Water)							
Account No.	Description	Beginning Year Original Cost	Current Year Additions	Current Year Retirements	Adjusted Original Cost	Accumulated Depreciation	OCLD (OC less AD)
301	Organization	\$7,541	0	0	\$7,541	\$0	\$7,541
302	Franchises	352,403	0	0	352,403	0	352,403
303	Land and Land Rights	13,636	0	0	13,636	0	13,636
304	Structures and Improvements	413,607	0	0	413,607	138,536	275,071
305	Collecting & Improving Reservoirs	0	0	0	0	0	0
306	Lake, River, Canal Intakes	0	0	0	0	0	0
307	Wells and Springs	2,137,283	0	5,808	2,131,475	525,655	1,605,820
308	Infiltration Galleries	0	0	0	0	0	0
309	Supply Mains	0	0	0	0	0	0
310	Power Generation Equipment	551,274	0	0	551,274	219,773	331,501
311	Pumping Equipment	218,650	17,208	0	235,858	199,403	36,455
320	Water Treatment Equipment	0	0	0	0	0	0
320.1	Water Treatment Plants	1,499,569	0	0	1,499,569	459,553	1,040,016
320.2	Solution Chemical Feeders	46,479	0	0	46,479	46,479	0
320.3	Point-of-Use Treatment Devices	0	0	0	0	0	0
320.4	Arsenic Media	417,503	0	0	417,503	(10,612)	428,115
320.5	Arsenic Media Regeneration	150,657	180,410	150,657	180,410	66,213	114,197
330	Distribution Reservoirs and Standpipes	0	0	0	0	0	0
330.1	Storage Tanks	1,811,998	0	0	1,811,998	534,343	1,277,655
330.2	Pressure Tanks	38,199	0	0	38,199	17,680	20,519
331	Transmission and Distribution Mains	13,364,911	592,427	0	13,957,338	3,146,809	10,810,529
333	Services	2,331,683	250,576	0	2,582,259	854,323	1,727,936
334	Meters and Meter Installations	1,542,715	128,575	90,854	1,580,436	1,412,118	168,318
335	Hydrants	756,042	41,628	4,973	792,697	144,384	648,313
336	Backflow Prevention Devices	1,660	0	0	1,660	900	760
339	Other Plant and Misc. Equipment	0	0	0	0	0	0
340	Office Furniture and Equipment	160,855	0	0	160,855	23,480	137,375
340.1	Computer & Software	130,904	0	0	130,904	128,022	2,882
341	Transportation Equipment	165,907	4,348	0	170,255	120,533	49,722
342	Stores Equipment	0	0	0	0	0	0
343	Tools, Shop and Garage Equipment	44,109	1,634	0	45,743	17,950	27,793
344	Laboratory Equipment	132	0	0	132	132	0
345	Power Operated Equipment	0	0	0	0	0	0
346	Communication Equipment	578,222	12,879	15,144	575,957	507,159	68,798
347	Miscellaneous Equipment	695	0	0	695	695	0
348	Other Tangible Plant	1,014,554	0	0	1,014,554	1,014,554	0
	Totals	\$27,751,189	\$1,229,685	\$267,436	\$28,713,438	\$9,568,082	\$19,145,355

Instructions: Fill out the Grey Cells with the relevant information. Input 0 or none if there is nothing recorded in that account or there is no applicable information to report.

Sahuarita Water Company L.L.C.
 Annual Report
 Depreciation Expense for the Current Year (Water)
 12/31/18

Depreciation Expense for the Current Year (Water)								
Account No.	Description	Beginning Year Original Cost	Current Year Additions	Current Year Retirements	Adjusted Original Cost	Fully Depreciated/Non-depreciable Plant	Depreciation Percentages	Depreciation Expense
301	Organization	\$7,541	\$0	\$0	\$7,541	\$7,541	0.00%	\$0
302	Franchises	352,403	0	0	352,403	352,403	0.00%	0
303	Land and Land Rights	13,636	0	0	13,636	13,636	0.00%	0
304	Structures and Improvements	413,607	0	0	413,607	0	3.33%	13,773
305	Collecting & Improving Reservoirs	0	0	0	0	0	0.00%	0
306	Lake, River, Canal Intakes	0	0	0	0	0	0.00%	0
307	Wells and Springs	2,137,283	0	5,808	2,131,475	0	3.33%	71,075
308	Infiltration Galleries	0	0	0	0	0	0.00%	0
309	Supply Mains	0	0	0	0	0	0.00%	0
310	Power Generation Equipment	551,274	0	0	551,274	0	5.00%	27,564
311	Pumping Equipment	218,650	17,208	0	235,858	195,177	12.50%	4,010
320	Water Treatment Equipment	0	0	0	0	0	0.00%	0
320.1	Water Treatment Plants	1,499,569	0	0	1,499,569	0	3.33%	49,936
320.2	Solution Chemical Feeders	46,479	0	0	46,479	46,479	20.00%	0
320.3	Point-of-Use Treatment Devices	0	0	0	0	0	0.00%	0
320.4	Arsenic Media	417,503	0	0	417,503	0	6.67%	27,847
320.5	Arsenic Media Regeneration	150,657	180,410	150,657	180,410	0	40.00%	66,213
330	Distribution Reservoirs and Standpipes	0	0	0	0	0	0.00%	0
330.1	Storage Tanks	1,811,998	0	0	1,811,998	0	2.22%	40,226
330.2	Pressure Tanks	38,199	0	0	38,199	0	5.00%	1,910
331	Transmission and Distribution Mains	13,364,911	592,427	0	13,957,338	0	2.00%	273,222
333	Services	2,331,683	250,576	0	2,582,259	0	3.33%	81,817
334	Meters and Meter Installations	1,542,715	128,575	90,854	1,580,436	0	8.33%	130,079
335	Hydrants	756,042	41,628	4,973	792,697	0	2.00%	15,487
336	Backflow Prevention Devices	1,660	0	0	1,660	0	6.67%	111
339	Other Plant and Misc. Equipment	0	0	0	0	0	6.67%	0
340	Office Furniture and Equipment	160,855	0	0	160,855	0	6.67%	10,729
340.1	Computer & Software	130,904	0	0	130,904	126,784	20.00%	824
341	Transportation Equipment	165,907	4,348	0	170,255	71,966	20.00%	19,223
342	Stores Equipment	0	0	0	0	0	4.00%	0
343	Tools, Shop and Garage Equipment	44,109	1,634	0	45,743	0	5.00%	2,246
344	Laboratory Equipment	132	0	0	132	132	10.00%	0
345	Power Operated Equipment	0	0	0	0	0	5.00%	0
346	Communication Equipment	578,222	12,879	15,144	575,957	0	10.00%	57,709
347	Miscellaneous Equipment	695	0	0	695	695	10.00%	0
348	Other Tangible Plant	1,014,554	0	0	1,014,554	319,744	10.00%	69,481
	Subtotal	\$27,751,189	\$1,229,685	\$267,436	\$28,713,438	\$1,134,557		\$963,483

Contribution(s) in Aid of Construction (Gross)	\$11,744,039
Less: Non Amortizable Contribution(s)	0
Fully Amortized Contribution(s)	2,273,470
Amortizable Contribution(s)	\$9,470,569
Times: Proposed Amortization Rate	3.57%
Amortization of CIAC	\$338,192
Less: Amortization of CIAC	\$338,192
DEPRECIATION EXPENSE	\$625,292

Instructions: Fill out the Grey Cells with the relevant information. Input 0 or none if there is nothing recorded in that account or there is no applicable information to report.

Sahuarita Water Company L.L.C.
 Annual Report
 Balance Sheet Assets
 12/31/18

Balance Sheet Assets				
	Assets		Balance at Beginning of Year (2018)	Balance at End of Year (2018)
Account No.	Current and Accrued Assets			
131	Cash		\$2,780,825	\$2,427,180
134	Working Funds		0	
135	Temporary Cash Investments		0	
141	Customer Accounts Receivable		1,305	2,057
146	Notes Receivable from Associated Companies		0	0
151	Plant Material and Supplies		41,334	63,362
162	Prepayments		140,870	95,494
174	Miscellaneous Current and Accrued Assets		222,080	226,463
	Total Current and Accrued Assets		\$3,186,414	\$2,814,557
Account No.	Fixed Assets			
101	Utility Plant in Service*		\$27,751,189	\$28,713,438
103	Property Held for Future Use		67,336	414,912
105	Construction Work in Progress		616,729	55,983
108	Accumulated Depreciation (enter as negative)*		(8,871,561)	(9,568,082)
121	Non-Utility Property		77,621	77,621
122	Accumulated Depreciation - Non Utility		(45,396)	(50,255)
	Total Fixed Assets		\$19,595,918	\$19,643,616
	Total Assets		\$22,782,332	\$22,458,174

Instructions: Fill out the Grey Cells with the relevant information. Input 0 or none if there is nothing recorded in that account or there is no applicable information to report.

*Note these items feed automatically from AR3 UPIS Page 3

Sahuarita Water Company L.L.C.
 Annual Report
 Balance Sheet Liabilities and Owners Equity

Balance Sheet Liabilities and Owners Equity				
	Liabilities		Balance at Beginning of Year (2018)	Balance at End of Year (2018)
Account No.	Current Liabilities			
231	Accounts Payable		\$127,108	\$300,150
232	Notes Payable (Current Portion)		211,822	211,822
234	Notes Payable to Associated Companies		0	0
235	Customer Deposits		134,751	140,074
236	Accrued Taxes		29,738	26,583
237	Accrued Interest		3,578	3,412
242	Miscellaneous Current and Accrued Liabilities		127,320	128,406
	Total Current Liabilities		\$634,317	\$810,448
	Long Term Debt			
224	Long Term Debt (Notes and Bonds)		\$1,749,999	\$1,618,053
	Deferred Credits			
251	Unamortized Premium on Debt		\$0	\$0
252	Advances in Aid of Construction		2,205,555	2,091,497
255	Accumulated Deferred Investment Tax Credits		0	0
271	Contributions in Aid of Construction		10,677,804	11,744,039
272	Less: Amortization of Contributions		(2,273,470)	(2,611,662)
281	Accumulated Deferred Income Tax		0	0
	Total Deferred Credits		\$10,609,889	\$11,223,874
	Total Liabilities		\$12,994,206	\$13,652,375
	Capital Accounts			
201	Common Stock Issued		\$0	\$0
211	Other Paid-In Capital		0	0
215	Retained Earnings		1,283,903	937,671
218	Proprietary Capital (Sole Props and Partnerships)		8,504,223	7,868,126
	Total Capital		\$9,788,126	\$8,805,797
	Total Liabilities and Capital		\$22,782,331	\$22,458,172

Instructions: Fill out the Grey Cells with the relevant information. Input 0 or none if there is nothing recorded in that account or there is no applicable information to report.

Note: Total liabilities and Capital must match total assets for the beginning and end of the year!

Sahuarita Water Company L.L.C.
Annual Report
Water Comparative Income Statement
12/31/18

Water Comparative Income Statement			
Account No.	Calendar Year	Current Year 01/01/2018 - 12/31/2018	Last Year 01/01/2017 - 12/31/2017
	Operating Revenue		
461	Metered Water Revenue	\$3,539,634	\$3,394,812
460	Unmetered Water Revenue	0	0
462	Fire Protection Revenue	0	0
469	Guaranteed Revenues (Surcharges)	0	0
471	Miscellaneous Service Revenues	704,726	952,094
474	Other Water Revenue	17,242	200
	Total Revenues	\$4,261,601	\$4,347,106
	Operating Expenses		
601	Salaries and Wages	\$0	\$0
604	Employee Pensions and Benefits	0	0
610	Purchased Water	942,869	839,955
615	Purchased Power	189,950	165,370
618	Chemicals	17,628	16,879
620	Materials and Supplies	0	0
620.1	Repairs and Maintenance	87,157	69,628
620.2	Office Supplies and Expense	11,451	11,525
630	Contractual Services	0	0
631	Contractual Services -Engineering	910	2,749
632	Contractual Services - Accounting	21,466	18,283
633	Contractual Services - Legal	1,885	3,335
634	Contractual Services - Management Fees	934,443	770,791
635	Contractual Services - Water Testing	12,189	12,109
636	Contractual Services - Other	129,098	140,280
640	Rents	0	0
641	Rental of Building/Real Property	1,538	1,538
642	Rental of Equipment	0	0
650	Transportation Expenses	19,693	15,322
657	Insurance - General Liability	16,791	16,565
657.1	Insurance - Health and Life	0	0
665	Regulatory Commission Expense - Rate	18,464	18,464
670	Bad Debt Expense	165	(186)
675	Miscellaneous Expense	29,258	29,474
403	Depreciation Expense (From Schedule AR4)	625,292	672,076
408	Taxes Other Than Income	0	0
408.11	Property Taxes	202,070	203,196
409	Income Taxes	0	0
427.1	Customer Security Deposit Interest	8,171	7,012
	Total Operating Expenses	\$3,270,486	\$3,014,366
	Operating Income / (Loss)	\$991,115	\$1,332,741
	Other Income / (Expense)		
419	Interest and Dividend Income	\$12,859	\$7,684
421	Non-Utility Income	28,656	35,821
426	Miscellaneous Non-Utility (Expense)	(15,082)	(7,048)
427	Interest (Expense)	(79,876)	(85,293)
	Total Other Income / (Expense)	(\$53,443)	(\$48,836)
	Net Income / (Loss)	\$937,672	\$1,283,904

Instructions: Fill out the Grey Cells with the relevant information. Input 0 or none if there is nothing recorded in that account or there is no applicable information to report.

Sahuarita Water Company L.L.C.
 Annual Report
 Full time equivalent employees
 12/31/18

Full time equivalent employees

	Direct Company	Outside service	Total
President	0.0	0.0	0.0
Vice-president	0.0	0.5	0.5
Manager	3.0	0.0	3.0
Engineering Staff	0.0	0.0	0.0
System Operator(s)	4.0	0.0	4.0
Meter reader	1.0	0.0	1.0
Customer Service	2.0	0.0	2.0
Accounting	0.9	0.0	0.9
Business Office	0.0	0.0	0.0
Rates Department	0.0	0.0	0.0
Administrative Staff	1.0	0.2	1.2
Other	0.0	0.0	0.0
Total	11.9	0.7	12.5

Instructions: Fill out the Grey Cells with the relevant information. Input 0 or none if there is nothing recorded in that account or there is no applicable information to report. A full-time employee is based on 2080 total hours per year. Please calculate partial employees using 2080 hours.

Sahuarita Water Company L.L.C.
 Annual Report
 Supplemental Financial Data (Long-Term Debt)
 12/31/18

Supplemental Financial Data (Long-Term Debt)				
	Loan #1	Loan #2	Loan #3	Loan #4
Date Issued	9/4/2009	1/0/1900	1/0/1900	1/0/1900
Source of Loan	WIFA	0	0	0
ACC Decision No.	70984	0	0	0
Reason for Loan	Arsenic Treatment	0	0	0
Dollar Amt. Issued	\$4,694,523	\$0	\$0	\$0
Amount Outstanding	\$1,829,875	\$0	\$0	\$0
Date of Maturity	9/1/2029	1/0/1900	1/0/1900	1/0/1900
Interest Rate	4.20%	0.00%	0.00%	0.00%
Current Year Interest	\$74,224	\$0	\$0	\$0
Current Year Principal	\$137,598	\$0	\$0	\$0

Meter Deposit Balance at Test Year End:	\$116,108
---	-----------

Meter Deposits Refunded During the Test Year:	\$41,031
---	----------

List all bonds, notes, loans, and other types of indebtedness in which the proceeds were used in the provision of public utility service. Indebtedness incurred for personal uses by the owner of the utility should not be listed. Input 0 or none if there is nothing to report for that cell.

Sahuarita Water Company L.L.C.
 Annual Report
 Well and Water Usage
 12/31/18

Well and Water Usage									
Name of the System:		SAHUARITA WATER COMPANY							
ADEQ Public Water System Number:		AZ0410312							
ADWR PCC Number:		91-000495.0000							
Well registry 55# (55-XXXXXX):	Pump Horsepower	Pump Yield (gpm)	Casing Depth (feet)	Casing Diameter (inches)	Pump Motor Type **	Year Drilled	Meter Size (inches)	How measured:	Active
55-611144	300	1,400	905	24	Turbine	1975	10	Metered	Yes
55-216840	300	1,800	1,080	18	Turbine	2008	10	Metered	Yes
55-562962	not equipped	0	500	8	N/A	1997	N/A	0	No
55-611141	not equipped	0	982	24	N/A	1970	N/A	0	No
55-611143	not equipped	0	1,053	24	N/A	1974	N/A	0	No
55-611145	not equipped	0	990	24	N/A	1981	N/A	0	No
55-611146	not equipped	0	973	16	N/A	1969	N/A	0	No
55-611172*	400	1,800	1,135	24	Turbine	1,970	10	Metered	Yes
0	0	0	0	0	0	0	0	0	0
0	0	0	0	0	0	0	0	0	0
0	0	0	0	0	0	0	0	0	0
0	0	0	0	0	0	0	0	0	0
0	0	0	0	0	0	0	0	0	0
0	0	0	0	0	0	0	0	0	0
0	0	0	0	0	0	0	0	0	0
0	0	0	0	0	0	0	0	0	0
0	0	0	0	0	0	0	0	0	0
0	0	0	0	0	0	0	0	0	0
0	0	0	0	0	0	0	0	0	0
0	0	0	0	0	0	0	0	0	0

Name of system water delivered to:		SAHUARITA WATER COMPANY	
ADWR PCC Number:		91-000495.0000	
Source of water delivered to another system		Other	
Name of system water received from:		SAHUARITA WATER COMPANY	
ADWR PCC Number:		91-000495.0000	
Source of water received		Ground Water	
Well registry 55# (55-XXXXXX):		0.1	

Month	Water withdrawn (acre ft) ¹	Water sold (acre ft) ²	Water delivered (sold) to other systems (acre ft) ³	Water received (purchased) from other systems (acre ft) ⁴	Estimated authorized use (acre ft) ⁵	Purchased Power Expense ⁶	Purchased Power (kWh) ⁷
January	137	128	0	0	0	\$12,565	130,440
February	111	104	0	0	0	13,069	114,800
March	130	120	0	0	0	11,757	126,840
April	149	139	0	0	0	12,982	145,760
May	186	178	0	0	0	16,347	158,680
June	170	160	0	0	0	18,686	169,680
July	171	163	0	0	0	19,113	145,640
August	157	149	0	0	0	16,866	152,040
September	141	133	0	0	1	17,261	148,680
October	142	133	0	0	0	16,633	132,080
November	131	122	0	0	0	13,683	124,400
December	109	100	0	0	0	14,772	116,360
Totals	1,733	1,629	0	0	1	\$183,733	1,665,400

If applicable, in the space below please provide a description for all un-metered water use along with amounts:
 *The Well with ADWR ID Ni 55-611172 is part of our water system but leased to the Water Company by the Town of Sahuarita.

Instructions: Fill out the Grey Cells with the relevant information. Input 0 or none if there is nothing recorded in that account or there is no applicable information to report.

- 1 Water withdrawn - Total acre feet of water withdrawn from pumped sources.
- 2 Water sold - Total acre feet from customer meters, and other sales such as construction water.
- 3 Water delivered (sold) to other systems - Total acre feet of water delivered to other systems.
- 4 Water received (purchased) from other systems - Total acre feet of water purchased/received from other systems.
- 5 Estimated authorized use - Total estimated acre feet from authorized metered or un-metered use. Authorized uses such as flushing (mains, services and hydrants) draining/cleaning tanks, process, construction, fire fighting, etc. Non-authorized use (real losses) are service line breaks and leaks, water main breaks, meter inaccuracies and theft.
- 6 Enter the total purchased power costs for the power meters associated with this system.
- 7 Enter the total purchased kWh used by the power meters associated with this system.

Water Utility Plant Description

Name of the System:	Sahuarita Water Company, LLC	
ADEQ Public Water System Number:	10-312	
ADWR PCC Number:	91-000495.0000	

MAINS		
Sizes (inches)	Material	Length (feet)
4.00	PVC & DI	5,966
6.00	PVC & DI	27,931
8.00	PVC & DI	196,574
12.00	PVC & DI	72,705
16.00	PVC & DI	11,246
24.00	PVC & DI	7,180
0.00	NA	0
0.00	NA	0
0.00	NA	0
0.00	NA	0
0.00	NA	0
0.00	NA	0
0.00	NA	0
0.00	NA	0
0.00	NA	0

CUSTOMER METERS	
Size (inches)	Quantity
5/8 X 3/4	4,927
0.75	748
1	150
1.5	25
Turbine 2	85
Compound 3	1
Turbine 3	1
Turbine 4	1
Compound 6	2
NA	0
NA	0
NA	0
NA	0
NA	0
NA	0
NA	0
NA	0
NA	0
NA	0

SERVICE LINES	
Material	Percent of system
Copper	100%
NA	0%
NA	0%
NA	0%
NA	0%

BOOSTER PUMPS			
Horsepower	GPM	Quantity	
10	250	1	
20	250	1	
25	550	2	
30	325	1	
40	630	2	
50	800	2	
75	850	2	
100	1,000	1	

FIRE HYDRANTS	
Type	Quantity
Standard *	444
Other	0

STORAGE TANKS			
Capacity (gallons)	Material	Quantity	
1,000,000	Steel	1	
1,200,000	Steel	1	
350,000	Steel	1	
0	0	0	
0	0	0	
0	0	0	

PRESSURE/BLADDER TANKS		
Capacity (gallons)	Material	Quantity
5,000	Steel	6
0	0	0
0	0	0
0	0	0
0	0	0
0	0	0

Instructions: Fill out the Grey Cells with the relevant information. Input 0 or none if there is nothing recorded in that account or there is no applicable information to report. Copy and paste this sheet as many times as is necessary.

* A standard fire hydrant has two 2.5 inch hose connection nozzles with 7.5 threads per inch, and one 4.5 inch pumper connection nozzle with 4 threads per inch.

Water Utility Plant Description (Continued)

For the following three items, list the utility owned assets in each category for each system.

TREATMENT EQUIPMENT:	2000 gpm Arsenic Treatment Plant
-----------------------------	----------------------------------

STRUCTURES:	Fences, walls and gates surrounding storage yards, wells, reservoirs, boosters and arsenic treatment plant. Modular office buildings. Two 8' 20' Conex storage containers.
--------------------	--

OTHER:	Three (3) stand-by power generators: one (1) 400 kW at Booster Station 1, one (1) 230 kW at Booster Station 2, and one (1) 500 kW at Arsenic Treatment Plant/Well 23.
---------------	---

Instructions: Fill out the Grey Cells with the relevant information. Input 0 or none if there is nothing recorded in that account or there is no applicable information to report. Copy and paste this sheet as many times as is necessary.

Customer and Other Information	
Name of the System:	SAHUARITA WATER COMPANY
ADEQ Public Water System Number:	AZ0410312
ADWR PCC Number:	91-000495.0000

Month	Number of Customers				
	Single-Family	Multi-Family	Commercial	Turf/Irrigation	Other Non-Residential
January	5,637	0	45	146	4
February	5,649	0	44	146	4
March	5,665	0	43	146	5
April	5,665	0	43	145	4
May	5,668	0	43	146	5
June	5,671	0	46	146	6
July	5,667	0	47	146	4
August	5,673	0	46	147	4
September	5,671	0	51	148	5
October	5,686	0	52	150	5
November	5,694	0	51	151	4
December	5,699	0	52	151	4

If the system has fire hydrants, what is the fire flow requirements? GPM for hrs.

Does the system have chlorination treatment?

Does the Company have an ADWR Gallons Per Capita Per Day (GPCPD) requirement?

If yes, provide the GPCPD amount:

Is the Water Utility located in an ADWR Active Management Area (AMA)?
 If yes, which AMA?

Instructions: Fill out the Grey Cells with the relevant information. Input 0 or none if there is nothing recorded in that account or there is no applicable information to report. Copy and paste this sheet as many times as is necessary.

Sahuarita Water Company L.L.C.
Annual Report
Property Taxes
12/31/18

Property Taxes	
Amount of actual property taxes paid during Calendar Year 2018 was	\$202,070

If no property taxes paid, explain why.

0

Instructions: Fill out the Grey Cells with the relevant information. Input 0 or none if there is nothing recorded in that account or there is no applicable information to report.

Sahuarita Water Company L.L.C.
Annual Report
Verification and Sworn Statement (Taxes)
12/31/18

RECEIVED
APR 09 2019
ARIZONA CORP COMMISSION
UTILITIES DIVISION - DIRECTOR'S OFFICE

Verification and Sworn Statement (Taxes)

Verification: State of Arizona, the undersigned of the
(state name)

County of (county name): Pima
Name (owner or official) title: Marian Homiak, Controller
Company name: Sahuarita Water Company L.L.C.

DO SAY THAT THIS ANNUAL UTILITY PROPERTY TAX AND SALES TAX REPORT TO THE ARIZONA CORPORATION COMMISSION.

FOR THE YEAR ENDING: 12/31/18

HAS BEEN PREPARED UNDER MY DIRECTION, FROM THE ORIGINAL BOOKS, PAPERS AND RECORDS OF SAID UTILITY; THAT I HAVE CAREFULLY EXAMINED THE SAME, AND DECLARE THE SAME TO BE A COMPLETE AND CORRECT STATEMENT OF BUSINESS AND AFFAIRS OF SAID UTILITY FOR THE PERIOD COVERED BY THIS REPORT IN RESPECT TO EACH AND EVERY MATTER AND THING SET FORTH, TO THE BEST OF MY KNOWLEDGE, INFORMATION AND BELIEF.

Sworn Statement: I HEREBY ATTEST THAT ALL PROPERTY TAXES FOR SAID COMPANY ARE CURRENT AND PAID IN FULL.

I HEREBY ATTEST THAT ALL SALES TAXES FOR SAID COMPANY ARE CURRENT AND PAID IN FULL.


Marian Homiak
signature of owner/official

520-299-8766
telephone no.

SUBSCRIBED AND SWORN TO BEFORE ME A NOTARY PUBLIC
IN AND FOR THE COUNTY

THIS 8th DAY OF April 2019
(month) and (year)

MY COMMISSION EXPIRES June 8, 2021
(date)



Cynthia Gauntt
(signature of notary public)

Verification and Sworn Statement

Verification:

State of Arizona I, the undersigned of the
(state name)
County of (county name): Pima
Name (owner or official) title: Marian Homiak, Controller
Company name: Sahuarita Water Company L.L.C.

RECEIVED

APR 09 2019

ARIZONA CORP COMMISSION
UTILITIES DIVISION - DIRECTOR'S OFFICE

DO SAY THAT THIS ANNUAL UTILITY PROPERTY TAX AND SALES TAX REPORT TO THE ARIZONA CORPORATION COMMISSION.

FOR THE YEAR ENDING: 12/31/18

HAS BEEN PREPARED UNDER MY DIRECTION, FROM THE ORIGINAL BOOKS, PAPERS AND RECORDS OF SAID UTILITY; THAT I HAVE CAREFULLY EXAMINED THE SAME, AND DECLARE THE SAME TO BE A COMPLETE AND CORRECT STATEMENT OF BUSINESS AND AFFAIRS OF SAID UTILITY FOR THE PERIOD COVERED BY THIS REPORT IN RESPECT TO EACH AND EVERY MATTER AND THING SET FORTH, TO THE BEST OF MY KNOWLEDGE, INFORMATION AND BELIEF.

Sworn Statement: IN ACCORDANCE WITH THE REQUIREMENTS OF TITLE 40, ARTICLE 8, SECTION 40-401, ARIZONA REVISED STATUTES, IT IS HEREIN REPORTED THAT THE GROSS OPERATING REVENUE OF SAID UTILITY DERIVED FROM ARIZONA INTRASTATE UTILITY OPERATIONS DURING THE CALENDAR YEAR WAS:

Arizona Intrastate Gross Operating Revenues Only (\$)

\$4,588,438

(The amount in the box above includes

\$344,076 in sales taxes
billed or collected)

Marian Homiak
signature of owner/official

520-299-8766
telephone no.

SUBSCRIBED AND SWORN TO BEFORE ME A NOTARY PUBLIC
IN AND FOR THE COUNTY

THIS

8th


DAY OF

Pima
(county name)

April 2019
(month) and (year)

MY COMMISSION EXPIRES

June 8, 2021
(date)



Cynthia Gauntt
(signature of notary public)

Verification and Sworn Statement (Residential Revenue)

Verification:

State of Arizona I, the undersigned of the
(state name)

County of (county name): Pima
Name (owner or official) title: Marian Homiak, Controller
Company name: Sahuarita Water Company L.L.C.

RECEIVED
APR 09 2019
ARIZONA CORP COMMISSION
UTILITIES DIVISION - DIRECTOR'S OFFICE

DO SAY THAT THIS ANNUAL UTILITY PROPERTY TAX AND SALES TAX REPORT TO THE ARIZONA CORPORATION COMMISSION.

FOR THE YEAR ENDING: 12/31/18

HAS BEEN PREPARED UNDER MY DIRECTION, FROM THE ORIGINAL BOOKS, PAPERS AND RECORDS OF SAID UTILITY; THAT I HAVE CAREFULLY EXAMINED THE SAME, AND DECLARE THE SAME TO BE A COMPLETE AND CORRECT STATEMENT OF BUSINESS AND AFFAIRS OF SAID UTILITY FOR THE PERIOD COVERED BY THIS REPORT IN RESPECT TO EACH AND EVERY MATTER AND THING SET FORTH, TO THE BEST OF MY KNOWLEDGE, INFORMATION AND BELIEF.

Sworn Statement: IN ACCORDANCE WITH THE REQUIREMENTS OF TITLE 40, ARTICLE 8, SECTION 40-401, ARIZONA REVISED STATUTES, IT IS HEREIN REPORTED THAT THE GROSS OPERATING REVENUE OF SAID UTILITY DERIVED FROM ARIZONA INTRASTATE UTILITY OPERATIONS RECEIVED FROM RESIDENTIAL CUSTOMERS DURING THE CALENDAR YEAR WAS:

Arizona Intrastate Gross Operating Revenues Only (\$)

\$3,472,211

(The amount in the box above includes

\$260,174 in sales taxes
billed or collected)


Marian Homiak
signature of owner/official

520-299-8766
telephone no.

SUBSCRIBED AND SWORN TO BEFORE ME A NOTARY PUBLIC
IN AND FOR THE COUNTY Pima
(county name)

THIS 8th DAY OF April 2019
(month) and (year)

MY COMMISSION EXPIRES June 8, 2021
(date)



Cynthia Gauntt
(signature of notary public)