

RECEIVED
UTILITIES DIVISION

2022 MAY -3 A 9:55

ARIZONA CORPORATION
COMMISSION

ANNUAL REPORT

Of

Company Name: Saguaro Water Company
PO Box 85160

Mailing Address: Tucson AZ
85754

Docket No.: W-01790A
For the Year Ended: 12/31/21

WATER UTILITY

To

Arizona Corporation Commission

Due on April 15th

Email: Util-Compliance@azcc.gov, mail or deliver the completed Annual Report to:

Arizona Corporation Commission
Compliance Section - Utilities Division
1200 West Washington Street
Phoenix, Arizona 85007

Application Type: Original Filing

Application Date: 5/2/2022

ARIZONA CORPORATION COMMISSION
WATER UTILITY ANNUAL REPORT
Saguaro Water Company
A Class Utility

For the Calendar Year Ended: 12/31/21

Primary Address:
City: State: Zip Code:

Telephone Number:

Date of Original Organization of Utility:

Person to whom correspondence should be addressed concerning this report:

Name:
Telephone No. :
Address:
City: State: Zip Code:
Email:

Name:
Telephone No. :
Address:
City: State: Zip Code:
Email:

Name:
Telephone No. :
Address:
City: State: Zip Code:
Email:

Name:
Telephone No. :
Address:
City: State: Zip Code:
Email:

Name:
Telephone No. :
Address:
City: State: Zip Code:
Email:

Ownership:

Counties Served:

Important changes during the year
--

No	For those companies not subject to the affiliated interest rules, has there been a change in ownership or direct control during the year?
	If yes, please provide specific details in the box below.
	N/A

No	Has the company been notified by any other regulatory authorities during the year, that they are out of compliance?
	If yes, please provide specific details in the box below.
	N/A

Saguaro Water Company
Annual Report
Utility Plant in Service (Water)
12/31/21

Utility Plant in Service (Water)							
Account No.	Description	Beginning Year Original Cost	Current Year Additions	Current Year Retirements	Adjusted Original Cost	Accumulated Depreciation	OCLD (OC less AD)
301	Organization	\$29,256			\$29,256	\$29,256	\$0
302	Franchises				0		0
303	Land and Land Rights	51,700			51,700		51,700
304	Structures and Improvements				0		0
305	Collecting & Improving Reservoirs				0		0
306	Lake, River, Canal Intakes				0		0
307	Wells and Springs	198,612			198,612	162,014	36,598
308	Infiltration Galleries				0		0
309	Supply Mains				0		0
310	Power Generation Equipment				0		0
311	Pumping Equipment	176,676			176,676	168,776	7,900
320	Water Treatment Equipment	31,727			31,727	18,171	13,556
320.1	Water Treatment Plants				0		0
320.2	Solution Chemical Feeders				0		0
320.3	Point-of-Use Treatment Devices				0		0
330	Distribution Reservoirs and Standpipes	587,304			587,304	592,510	(5,206)
330.1	Storage Tanks				0		0
330.2	Pressure Tanks				0		0
331	Transmission and Distribution Mains	5,841,036			5,841,036	3,984,322	1,856,714
333	Services	1,176	8,643		9,819	1,392	8,427
334	Meters and Meter Installations	277,295	6,347		283,642	194,604	89,038
335	Hydrants		1,743		1,743		1,743
336	Backflow Prevention Devices				0		0
339	Other Plant and Misc. Equipment	250			250	250	0
340	Office Furniture and Equipment				0		0
340.1	Computer & Software				0		0
341	Transportation Equipment				0		0
342	Stores Equipment				0		0
343	Tools, Shop and Garage Equipment	402			402	150	252
344	Laboratory Equipment				0		0
345	Power Operated Equipment				0		0
346	Communication Equipment				0		0
347	Miscellaneous Equipment				0		0
348	Other Tangible Plant				0		0
	Totals	\$7,195,434	\$16,733	\$0	\$7,212,167	\$5,151,445	\$2,060,722

Saguaro Water Company
Annual Report
Depreciation Expense for the Current Year (Water)
12/31/21

Depreciation Expense for the Current Year (Water)									
Account No.	Description	Beginning Year Original Cost	Current Year Additions	Current Year Retirements	Adjusted Original Cost	Fully Depreciated/Non-depreciable Plant	Depreciable Plant	Depreciation Percentages	Depreciation Expense
301	Organization	\$29,256	\$0	\$0	\$29,256	\$29,256	\$0	0.00%	\$0
302	Franchises	0	0	0	0	0	0	0.00%	0
303	Land and Land Rights	51,700	0	0	51,700	51,700	0	0.00%	0
304	Structures and Improvements	0	0	0	0	0	0	0.00%	0
305	Collecting & Improving Reservoirs	0	0	0	0	0	0	0.00%	0
306	Lake, River, Canal Intakes	0	0	0	0	0	0	0.00%	0
307	Wells and Springs	198,612	0	0	198,612	8,928	189,684	5.00%	9,484
308	Infiltration Galleries	0	0	0	0	0	0	0.00%	0
309	Supply Mains	0	0	0	0	0	0	0.00%	0
310	Power Generation Equipment	0	0	0	0	0	0	0.00%	0
311	Pumping Equipment	176,676	0	0	176,676	40,459	136,217	5.00%	6,811
320	Water Treatment Equipment	31,727	0	0	31,727	25	31,702	5.00%	1,585
320.1	Water Treatment Plants	0	0	0	0	0	0	0.00%	0
320.2	Solution Chemical Feeders	0	0	0	0	0	0	0.00%	0
320.3	Point-of-Use Treatment Devices	0	0	0	0	0	0	0.00%	0
330	Distribution Reservoirs and Standpipes	587,304	0	0	587,304	0	587,304	5.00%	29,365
330.1	Storage Tanks	0	0	0	0	0	0	0.00%	0
330.2	Pressure Tanks	0	0	0	0	0	0	0.00%	0
331	Transmission and Distribution Mains	5,841,036	0	0	5,841,036	192,062	5,648,974	5.00%	282,449
333	Services	1,176	8,643	0	9,819	1,176	8,643	5.00%	216
334	Meters and Meter Installations	277,295	6,347	0	283,642	4,462	279,180	5.00%	13,800
335	Hydrants	0	1,743	0	1,743	0	1,743	4.50%	39
336	Backflow Prevention Devices	0	0	0	0	0	0	0.00%	0
339	Other Plant and Misc. Equipment	250	0	0	250	250	0	5.00%	0
340	Office Furniture and Equipment	0	0	0	0	0	0	0.00%	0
340.1	Computer & Software	0	0	0	0	0	0	0.00%	0
341	Transportation Equipment	0	0	0	0	0	0	0.00%	0
342	Stores Equipment	0	0	0	0	0	0	0.00%	0
343	Tools, Shop and Garage Equipment	402	0	0	402	0	402	5.00%	20
344	Laboratory Equipment	0	0	0	0	0	0	0.00%	0
345	Power Operated Equipment	0	0	0	0	0	0	0.00%	0
346	Communication Equipment	0	0	0	0	0	0	0.00%	0
347	Miscellaneous Equipment	0	0	0	0	0	0	0.00%	0
348	Other Tangible Plant	0	0	0	0	0	0	0.00%	0
	Subtotal	\$7,195,434	\$16,733	\$0	\$7,212,167	\$328,318	\$6,883,849		\$343,770

Contribution(s) in Aid of Construction (Gross)	\$4,502,396
Less: Non Amortizable Contribution(s)	0
Fully Amortized Contribution(s)	0
Amortizable Contribution(s)	\$4,502,396
Times: Proposed Amortization Rate	5.00%
Amortization of CIAC	\$225,120

Less: Amortization of CIAC \$225,120

DEPRECIATION EXPENSE \$118,650

Saguaro Water Company
Annual Report
Balance Sheet Assets
12/31/21

Balance Sheet Assets				
	Assets		Balance at Beginning of Year (2021)	Balance at End of Year (2021)
Account No.	Current and Accrued Assets			
131	Cash		\$346,325	\$473,292
134	Working Funds		0	0
135	Temporary Cash Investments		0	0
141	Customer Accounts Receivable		5,290	26,644
146	Notes Receivable from Associated Companies		259,500	259,500
151	Plant Material and Supplies		0	0
162	Prepayments		28,968	36,072
174	Miscellaneous Current and Accrued Assets		21,646	21,646
	Total Current and Accrued Assets		\$661,729	\$817,154
Account No.	Fixed Assets			
101	Utility Plant in Service*		\$7,195,434	\$7,212,167
103	Property Held for Future Use		56,000	72,286
105	Construction Work in Progress		0	0
108	Accumulated Depreciation (enter as negative)*		(4,807,715)	(5,151,445)
121	Non-Utility Property		0	0
122	Accumulated Depreciation - Non Utility		0	0
	Total Fixed Assets		\$2,443,719	\$2,133,008
	Total Assets		\$3,105,448	\$2,950,162

*Note these items feed automatically from AR3 UPIS Page 4

Saguaro Water Company
Annual Report
Balance Sheet Liabilities and Owners Equity

Balance Sheet Liabilities and Owners Equity				
	Liabilities		Balance at Beginning of Year (2021)	Balance at End of Year (2021)
Account No.	Current Liabilities			
231	Accounts Payable		\$28,656	\$27,877
232	Notes Payable (Current Portion)		0	0
234	Notes Payable to Associated Companies		0	0
235	Customer Deposits		12,642	10,626
236	Accrued Taxes		3,993	4,690
237	Accrued Interest		0	0
242	Miscellaneous Current and Accrued Liabilities		0	0
	Total Current Liabilities		\$45,291	\$43,193
	Long Term Debt			
224	Long Term Debt (Notes and Bonds)		\$0	\$0
	Deferred Credits			
251	Unamortized Premium on Debt		\$0	\$0
252	Advances in Aid of Construction		1,706,305	1,716,662
255	Accumulated Deferred Investment Tax Credits		0	0
271	Contributions in Aid of Construction		4,502,396	4,502,396
272	Less: Amortization of Contributions		(1,370,627)	(1,595,747)
281	Accumulated Deferred Income Tax		0	0
	Total Deferred Credits		\$4,838,074	\$4,623,311
	Total Liabilities		\$4,883,365	\$4,666,504
	Capital Accounts			
201	Common Stock Issued		\$102,100	\$102,100
211	Other Paid-In Capital		281,327	281,327
215	Retained Earnings		(2,161,344)	(2,099,769)
218	Proprietary Capital (Sole Props and Partnerships)		0	0
	Total Capital		(\$1,777,917)	(\$1,716,342)
	Total Liabilities and Capital		\$3,105,448	\$2,950,162

Note: Total liabilities and Capital must match total assets for the beginning and end of the year!

Saguaro Water Company
Annual Report
Water Comparative Income Statement
12/31/21

Water Comparative Income Statement			
Account No.	Calendar Year	Current Year 01/01/2021 - 12/31/2021	Last Year 01/01/2020 - 12/31/2020
	Operating Revenue		
461	Metered Water Revenue	\$852,665	\$884,331
460	Unmetered Water Revenue		
462	Fire Protection Revenue		
469	Guaranteed Revenues (Surcharges)		
471	Miscellaneous Service Revenues		
474	Other Water Revenue	9,406	6,599
	Total Revenues	\$862,071	\$890,930
	Operating Expenses		
601	Salaries and Wages		
604	Employee Pensions and Benefits		
610	Purchased Water		
615	Purchased Power	92,533	105,330
618	Chemicals		
620	Materials and Supplies	8,604	
620.1	Repairs and Maintenance	2,729	4,696
620.2	Office Supplies and Expense	1,798	1,581
630	Contractual Services		
631	Contractual Services - Engineering	663	
632	Contractual Services - Accounting	3,935	3,402
633	Contractual Services - Legal	1,899	425
634	Contractual Services - Management Fees	514,415	380,000
635	Contractual Services - Water Testing	1,648	2,190
636	Contractual Services - Other		3,492
640	Rents		
641	Rental of Building/Real Property		
642	Rental of Equipment		
650	Transportation Expenses		
657	Insurance - General Liability	2,233	2,095
657.1	Insurance - Health and Life		
665	Regulatory Commission Expense - Rate		
670	Bad Debt Expense	5,545	
675	Miscellaneous Expense	7,880	6,288
403	Depreciation Expense (From Schedule AR4)	118,650	117,139
408	Taxes Other Than Income	3,371	
408.11	Property Taxes	34,965	15,592
409	Income Taxes		
427.1	Customer Security Deposit Interest	32	11
	Total Operating Expenses	\$800,900	\$642,241
	Operating Income / (Loss)	\$61,171	\$248,689
	Other Income / (Expense)		
419	Interest and Dividend Income		\$53
421	Non-Utility Income	404	516
426	Miscellaneous Non-Utility (Expense)		
427	Interest (Expense)		
	Total Other Income / (Expense)	\$404	\$569
	Net Income / (Loss)	\$61,575	\$249,258

Saguaro Water Company
 Annual Report
 Full time equivalent employees
 12/31/21

Full time equivalent employees

	Direct Company	Allocated	Outside service	Total
President	0.5	0.0	0.0	0.5
Vice-president	0.5	0.0	0.0	0.5
Manager	0.0	0.0	1.0	1.0
Engineering Staff	0.0	0.0	0.0	0.0
System Operator(s)	0.0	0.0	1.0	1.0
Meter reader	0.0	0.0	1.0	1.0
Customer Service	0.0	0.0	0.7	0.7
Accounting	0.0	0.0	0.2	0.2
Business Office	0.0	0.0	0.3	0.3
Rates Department	0.0	0.0	0.0	0.0
Administrative Staff	0.0	0.0	0.2	0.2
Other	0.0	0.0	0.0	0.0
Total	1.0	0.0	4.4	5.4

Saguaro Water Company
 Annual Report
 Supplemental Financial Data (Long-Term Debt)
 12/31/21

Supplemental Financial Data (Long-Term Debt)				
	Loan #1	Loan #2	Loan #3	Loan #4
Date Issued	N/A			
Source of Loan				
ACC Decision No.				
Reason for Loan				
Dollar Amt. Issued				
Amount Outstanding				
Date of Maturity				
Interest Rate				
Current Year Interest				
Current Year Principal				

Meter Deposit Balance at Test Year End:	\$0
---	-----

Meter Deposits Refunded During the Test Year:	\$0
---	-----

List all bonds, notes, loans, and other types of indebtedness in which the proceeds were used in the provision of public utility service. Indebtedness incurred for personal uses by the owner of the utility should not be listed. Input 0 or none if there is nothing to report for that cell.

Water Utility Plant Description (Continued)

For the following three items, list the utility owned assets in each category for each system.

TREATMENT EQUIPMENT:	Chlorinator
STRUCTURES:	N/A
OTHER:	N/A

Provide a calculation used to determine the value of one water equivalent residential connection (ERC).

Use one of the following methods:

- (a) If actual flow data are available from the preceding 12 months, divide the total annual single family residence (SFR) gallons sold by the average number of single family residence customers for the same period and divide the result by 365
- (b) If no historical flow data are available, use:
 $ERC = (\text{Total SFR gallons sold (Omit 000)} / 365 \text{ days} / 350 \text{ gallons per day})$

ERC

313

 Method used:

(a)

Customer and Other Information	
Name of the System:	SAGUARO WATER COMPANY
ADEQ Public Water System Number:	AZ0410177
ADWR PCC Number:	91-000467.0000

Month	Number of Customers				
	Single-Family	Multi-Family	Commercial	Turf/Irrigation	Other Non-Residential
January	1,246	0	0	0	0
February	1,259	0	0	0	0
March	1,257	0	0	0	0
April	1,275	0	0	0	0
May	1,265	0	0	0	0
June	1,281	0	0	0	0
July	1,285	0	0	0	0
August	1,288	0	0	0	0
September	1,295	0	0	0	0
October	1,303	0	0	0	0
November	1,304	0	0	0	0
December	1,292	0	0	0	0

If the system has fire hydrants, what is the fire flow requirements? GPM for hrs.

Does the system have chlorination treatment?

Does the Company have an ADWR Gallons Per Capita Per Day (GCPCPD) requirement?

If yes, provide the GCPCPD amount:

Is the Water Utility located in an ADWR Active Management Area (AMA)?

If yes, which AMA?

What is the present system connection capacity (in ERCs *) using existing lines?

What is the future system connection capacity (in ERCs *) upon service area buildout?

Describe any plans and estimated completion dates for any enlargements or improvements of this system.

* an ERC is based on the calculation on the bottom of AR9 page 12.

Saguaro Water Company
 Annual Report
 Utility Shutoffs / Disconnects
 12/31/21

Utility Shutoffs / Disconnects	
Name of the System:	SAGUARO WATER COMPANY
ADEQ Public Water System Number:	AZ0410177
ADWR PCC Number:	91-000467.0000

Month	Termination without Notice R14-2-410.B	Termination with Notice R14-2-410.C	Other
January	0	2	0
February	0	1	0
March	0	0	0
April	0	0	0
May	0	1	0
June	0	2	0
July	0	0	0
August	0	1	0
September	0	1	0
October	0	1	0
November	0	4	0
December	0	0	0
Total	0	13	0

Other (description):

N/A

Instructions: Fill out the Grey Cells with the relevant information. Input 0 or none if there is nothing recorded in that account or there is no applicable information to report.

Saguaro Water Company
Annual Report
Property Taxes
12/31/21

Property Taxes	
-----------------------	--

Amount of actual property taxes paid during Calendar Year 2021 was	\$34,965
--	----------

If no property taxes paid, explain why.

NA

Instructions: Fill out the Grey Cells with the relevant information. Input 0 or none if there is nothing recorded in that account or there is no applicable information to report.

Saguaro Water Company
Annual Report
Verification and Sworn Statement (Taxes)
12/31/21

Verification and Sworn Statement (Taxes)

Verification: State of Arizona, the undersigned of the
(state name)

County of (county name): Pima
Name (owner or official) title: Dorinda Chacon, Manager
Company name: Saguaro Water Company

DO SAY THAT THIS ANNUAL UTILITY PROPERTY TAX AND SALES TAX REPORT TO THE ARIZONA CORPORATION COMMISSION.

FOR THE YEAR ENDING: 12/31/21

HAS BEEN PREPARED UNDER MY DIRECTION, FROM THE ORIGINAL BOOKS, PAPERS AND RECORDS OF SAID UTILITY; THAT I HAVE CAREFULLY EXAMINED THE SAME, AND DECLARE THE SAME TO BE A COMPLETE AND CORRECT STATEMENT OF BUSINESS AND AFFAIRS OF SAID UTILITY FOR THE PERIOD COVERED BY THIS REPORT IN RESPECT TO EACH AND EVERY MATTER AND THING SET FORTH, TO THE BEST OF MY KNOWLEDGE, INFORMATION AND BELIEF.

Sworn Statement: I HEREBY ATTEST THAT ALL PROPERTY TAXES FOR SAID COMPANY ARE CURRENT AND PAID IN FULL.

I HEREBY ATTEST THAT ALL SALES TAXES FOR SAID COMPANY ARE CURRENT AND PAID IN FULL.

RECEIVED
UTILITIES DIVISION
2022 MAY -3 A 9:56
ARIZONA CORPORATION
COMMISSION

Dorinda Chacon
signature of owner/official

520-624-1460 x 110
telephone no.

SUBSCRIBED AND SWORN TO BEFORE ME A NOTARY PUBLIC
IN AND FOR THE COUNTY

THIS


19th

DAY OF

Pima
April 2022
(county name)
(month) and (year)

MY COMMISSION EXPIRES

12/18/2022
(date)



Rose S. Chacon
(signature of notary public)

Verification and Sworn Statement

Verification:

State of Arizona I, the undersigned of the
(state name)
 County of (county name): Pima
 Name (owner or official) title: Dorinda Chacon, Manager
 Company name: Saguaro Water Company

DO SAY THAT THIS ANNUAL UTILITY PROPERTY TAX AND SALES TAX REPORT TO THE ARIZONA CORPORATION COMMISSION.

FOR THE YEAR ENDING: 12/31/21

HAS BEEN PREPARED UNDER MY DIRECTION, FROM THE ORIGINAL BOOKS, PAPERS AND RECORDS OF SAID UTILITY; THAT I HAVE CAREFULLY EXAMINED THE SAME, AND DECLARE THE SAME TO BE A COMPLETE AND CORRECT STATEMENT OF BUSINESS AND AFFAIRS OF SAID UTILITY FOR THE PERIOD COVERED BY THIS REPORT IN RESPECT TO EACH AND EVERY MATTER AND THING SET FORTH, TO THE BEST OF MY KNOWLEDGE, INFORMATION AND BELIEF.

Sworn Statement: IN ACCORDANCE WITH THE REQUIREMENTS OF TITLE 40, ARTICLE 8, SECTION 40-401, ARIZONA REVISED STATUTES, IT IS HEREIN REPORTED THAT THE GROSS OPERATING REVENUE OF SAID UTILITY DERIVED FROM ARIZONA INTRASTATE UTILITY OPERATIONS DURING THE CALENDAR YEAR WAS:

RECEIVED
 UTILITIES DIVISION
 2022 MAY -3 A 9:56
 ARIZONA CORPORATION
 COMMISSION

Arizona Intrastate Cross Operating Revenues Only (\$)
\$917,568
 (The amount in the box above includes
\$55,497 in sales taxes
 billed or collected)

Dorinda Chacon
 signature of owner/official
 520-624-1460 x 110
 telephone no.

SUBSCRIBED AND SWORN TO BEFORE ME A NOTARY PUBLIC
 IN AND FOR THE COUNTY: Pima
 THIS 14th DAY OF April 2022
(month) and (year)
 MY COMMISSION EXPIRES 12/18/2022
(date)



Rose S. Chacon
 (signature of notary public)

Verification and Sworn Statement (Residential Revenue)

Verification:

State of Arizona I, the undersigned of the
(state name)

County of (county name): Pima
 Name: (owner or official) title: Dorinda Chacon, Manager
 Company name: Saguaro Water Company

DO SAY THAT THIS ANNUAL UTILITY PROPERTY TAX AND SALES TAX REPORT TO THE ARIZONA CORPORATION COMMISSION.

FOR THE YEAR ENDING: 12/31/21

HAS BEEN PREPARED UNDER MY DIRECTION, FROM THE ORIGINAL BOOKS, PAPERS AND RECORDS OF SAID UTILITY; THAT I HAVE CAREFULLY EXAMINED THE SAME, AND DECLARE THE SAME TO BE A COMPLETE AND CORRECT STATEMENT OF BUSINESS AND AFFAIRS OF SAID UTILITY FOR THE PERIOD COVERED BY THIS REPORT IN RESPECT TO EACH AND EVERY MATTER AND THING SET FORTH, TO THE BEST OF MY KNOWLEDGE, INFORMATION AND BELIEF.

Sworn Statement: IN ACCORDANCE WITH THE REQUIREMENTS OF TITLE 40, ARTICLE 8, SECTION 40-401, ARIZONA REVISED STATUTES, IT IS HEREIN REPORTED THAT THE GROSS OPERATING REVENUE OF SAID UTILITY DERIVED FROM ARIZONA INTRASTATE UTILITY OPERATIONS RECEIVED FROM RESIDENTIAL CUSTOMERS DURING THE CALENDAR YEAR WAS:

Arizona Intrastate Gross Operating Revenues Only (\$)

\$917,568
 (The amount in the box above includes
\$55,497 in sales taxes
 billed or collected)

RECEIVED
 UTILITIES DIVISION
 2022 MAY -3 A 9:56
 ARIZONA CORPORATION
 COMMISSION

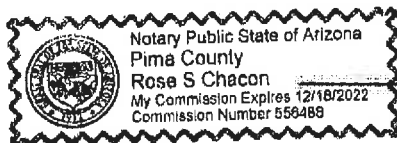
Dorinda Chacon
 signature of owner/official

520-624-1460 x 110
 telephone no.

SUBSCRIBED AND SWORN TO BEFORE ME A NOTARY PUBLIC
 IN AND FOR THE COUNTY Pima

THIS 19th DAY OF April 2022
(month) and (year)

MY COMMISSION EXPIRES 12/18/2022
(date)



Rose S Chacon
 (signature of notary public)

Saguaro Water Company
Annual Report
Full Gross-up Method for Income Tax Statement of Certification
12/31/21

Full Gross-up Method for Income Tax Statement of Certification

Verification:

State of Arizona I, the undersigned of the
(state name)

County of (county name): Pima
Name (owner or official) title: Dorinda Chacon, Manager
Company name: Saguaro Water Company

FOR THE YEAR ENDING: 12/31/21

Sworn Statement:

IN ACCORDANCE WITH THE REQUIREMENTS OF DECISION NO. 77084, BECAUSE THE UTILITY REQUIRES THE GROSS UP OF ADVANCES AND CONTRIBUTIONS, I HEREBY STATE THAT THE UTILITY HAS INCURRED OR IS EXPECTED TO INCUR A NET INCREASE IN CURRENT INCOME TAX EXPENSE OR A DECREASE IN DEFERRED TAX ASSET FOR A CARRY FORWARD ACCORDING TO GAAP IN AN AMOUNT EQUAL TO OR GREATER THAN THE AMOUNT OF THE REQUIRED GROSS UP PAID BY DEVELOPERS IN THE PERIOD COVERED BY THIS ANNUAL REPORT.

RECEIVED
UTILITIES DIVISION
2022 MAY -3 A 9:56
ARIZONA CORPORATION
COMMISSION


Dorinda Chacon
signature of owner/official

520-624-1460 x 110
telephone no.

SUBSCRIBED AND SWORN TO BEFORE ME A NOTARY PUBLIC
IN AND FOR THE COUNTY Pima
(county name)

THIS 19th DAY OF April 2022
(month) and (year)

MY COMMISSION EXPIRES 12/18/2022
(date)



Rose S. Chacon
(signature of notary public)