

**RECEIVED
BY EMAIL**
5/30/2023, 9:21 AM
**ARIZONA CORPORATION COMMISSION
UTILITIES DIVISION**

ANNUAL REPORT

Of

Company Name: **Rose Valley Water Company**
PO Box 1444

Mailing Address: Green Valley AZ
85622-1444

Docket No.: W-01539A
For the Year Ended: **12/31/22**

WATER UTILITY

To

Arizona Corporation Commission

Due on April 15th

Email: Util-Compliance@azcc.gov, mail or deliver the completed Annual Report to:
Arizona Corporation Commission
Compliance Section - Utilities Division
1200 West Washington Street
Phoenix, Arizona 85007

Application Type: **Original Filing**
Application Date: **5/30/2023**

ARIZONA CORPORATION COMMISSION
WATER UTILITY ANNUAL REPORT
Rose Valley Water Company
A Class ☒ Utility

For the Calendar Year Ended: 12/31/22

Primary Address:

PO Box 1444

City:

Green Valley

 State:

Arizona

 Zip Code:

85622

Telephone Number:

623-889-2275

Date of Original Organization of Utility:

10/23/1970

Person to whom correspondence should be addressed concerning this report:

Name:

Gary P. Brasher

Telephone No. :

623-889-2275

Address:

PO Box 1444

City:

Green Valley

 State:

Arizona

 Zip Code:

85622

Email:

info@rosevalleywaterco.com

On-site Manager
Name:

Glen Vortherns

Telephone No. :

623-546-8266

Address:

8919 W John Cabot Rd.

City:

Peoria

 State:

Arizona

 Zip Code:

85382

Email:

gvortherns@gmail.com

Owner
Name:

Gary P. Brasher

Telephone No. :

623-889-2275

Address:

PO Box 1444

City:

Green Valley

 State:

Arizona

 Zip Code:

85622

Email:

info@rosevalleywaterco.com

Statutory Agent
Name:

Jaqueline J Brasher

Telephone No. :

623-889-2275

Address:

PO Box 1444

City:

Green Valley

 State:

Arizona

 Zip Code:

85622

Email:

info@rosevalleywaterco.com

--

Name:

--

Telephone No. :

--

Address:

--

City:

--

 State:

--

 Zip Code:

--

Email:

--

Ownership:

"C" Corporation

Counties Served:

Maricopa

ARIZONA CORPORATION COMMISSION
WATER UTILITY ANNUAL REPORT
Rose Valley Water Company

Important changes during the year
--

No	For those companies not subject to the affiliated interest rules, has there been a change in ownership or direct control during the year?
	If yes, please provide specific details in the box below.
	N/A

No	Has the company been notified by any other regulatory authorities during the year, that they are out of compliance?
	If yes, please provide specific details in the box below.
	N/A

Utility Plant in Service (Water)							
Account No.	Description	Beginning Year Original Cost	Current Year Additions	Current Year Retirements	Adjusted Original Cost	Accumulated Depreciation	OCLD (OC less AD)
301	Organization	\$0	\$0	\$0	\$0	\$0	\$0
302	Franchises	0	0	0	0	0	0
303	Land and Land Rights	0	0	0	0	0	0
304	Structures and Improvements	26,003	8,848	0	34,851	23,795	11,056
305	Collecting & Improving Reservoirs	0	0	0	0	0	0
306	Lake, River, Canal Intakes	0	0	0	0	0	0
307	Wells and Springs	96,197	145,644	0	241,841	62,874	178,967
308	Infiltration Galleries	0	0	0	0	0	0
309	Supply Mains	0	0	0	0	0	0
310	Power Generation Equipment	0	0	0	0	0	0
311	Pumping Equipment	316,769	133,319	0	450,088	382,376	67,712
320	Water Treatment Equipment	0	0	0	0	0	0
320.1	Water Treatment Plants	85,000	0	0	85,000	72,938	12,062
320.2	Solution Chemical Feeders	31,400	(31,400)	0	0	0	0
320.3	Point-of-Use Treatment Devices	0	0	0	0	0	0
330	Distribution Reservoirs and Standpipes	0	0	0	0	0	0
330.1	Storage Tanks	335,500	14,749	0	350,249	336,646	13,603
330.2	Pressure Tanks	39,772	0	0	39,772	39,772	0
331	Transmission and Distribution Mains	1,916,613	55,313	0	1,971,926	1,827,360	144,566
333	Services	632,131	102,753	0	734,884	628,544	106,340
334	Meters and Meter Installations	295,207	243,698	0	538,905	154,375	384,530
335	Hydrants	239,820	19,930	0	259,750	229,705	30,045
336	Backflow Prevention Devices	1,000	0	0	1,000	1,000	0
339	Other Plant and Misc. Equipment	0	0	0	0	0	0
340	Office Furniture and Equipment	7,517	0	0	7,517	7,517	0
340.1	Computer & Software	7,208	10,950	0	18,158	14,389	3,769
341	Transportation Equipment	20,044	0	0	20,044	7,350	12,694
342	Stores Equipment	0	0	0	0	0	0
343	Tools, Shop and Garage Equipment	0	0	0	0	0	0
344	Laboratory Equipment	0	0	0	0	0	0
345	Power Operated Equipment	0	2,650	0	2,650	464	2,186
346	Communication Equipment	0	4,144	0	4,144	1,174	2,970
347	Miscellaneous Equipment	0	3,154	0	3,154	894	2,260
348	Other Tangible Plant	5,000	(5,000)	0	0	0	0
	Totals	\$4,055,181	\$708,752	\$0	\$4,763,933	\$3,791,173	\$972,760

Rose Valley Water Company
Annual Report
Depreciation Expense for the Current Year (Water)
12/31/22

Depreciation Expense for the Current Year (Water)									
Account No.	Description	Beginning Year Original Cost	Current Year Additions	Current Year Retirements	Adjusted Original Cost	Fully Depreciated/Non- depreciable Plant	Depreciable Plant	Depreciation Percentages	Depreciation Expense
301	Organization	\$0	\$0	\$0	\$0	\$0	\$0	0.00%	\$0
302	Franchises	0	0	0	0	0	0	0.00%	0
303	Land and Land Rights	0	0	0	0	0	0	0.00%	0
304	Structures and Improvements	26,003	8,848	0	34,851	22,997	11,854	3.33%	247
305	Collecting & Improving Reservoirs	0	0	0	0	0	0		0
306	Lake, River, Canal Intakes	0	0	0	0	0	0		0
307	Wells and Springs	96,197	145,644	0	241,841	0	241,841	3.33%	8,053
308	Infiltration Galleries	0	0	0	0	0	0		0
309	Supply Mains	0	0	0	0	0	0		0
310	Power Generation Equipment	0	0	0	0	0	0		0
311	Pumping Equipment	316,769	133,319	0	450,088	316,769	133,319	12.50%	14,756
320	Water Treatment Equipment	0	0	0	0	0	0		0
320.1	Water Treatment Plants	85,000	0	0	85,000	0	85,000	3.33%	2,831
320.2	Solution Chemical Feeders	31,400	(31,400)	0	0	0	0		0
320.3	Point-of-Use Treatment Devices	0	0	0	0	0	0		0
330	Distribution Reservoirs and Standpipes	0	0	0	0	0	0		0
330.1	Storage Tanks	335,500	14,749	0	350,249	335,500	14,749	2.22%	327
330.2	Pressure Tanks	39,772	0	0	39,772	39,772	0	5.00%	0
331	Transmission and Distribution Mains	1,916,613	55,313	0	1,971,926	184,315	1,787,611	2.00%	35,510
333	Services	632,131	102,753	0	734,884	529,015	205,869	3.33%	10,773
334	Meters and Meter Installations	295,207	243,698	0	538,905	11,546	527,359	8.33%	34,951
335	Hydrants	239,820	19,930	0	259,750	0	259,750	2.00%	5,195
336	Backflow Prevention Devices	1,000	0	0	1,000	1,000	0	6.67%	0
339	Other Plant and Misc. Equipment	0	0	0	0	0	0		0
340	Office Furniture and Equipment	7,517	0	0	7,517	7,517	0	6.67%	44
340.1	Computer & Software	7,208	10,950	0	18,158	12,208	5,950	20.00%	1,190
341	Transportation Equipment	20,044	0	0	20,044	0	20,044	20.00%	4,009
342	Stores Equipment	0	0	0	0	0	0		0
343	Tools, Shop and Garage Equipment	0	0	0	0	0	0		0
344	Laboratory Equipment	0	0	0	0	0	0		0
345	Power Operated Equipment	0	2,650	0	2,650	0	2,650	5.00%	133
346	Communication Equipment	0	4,144	0	4,144	0	4,144	10.00%	414
347	Miscellaneous Equipment	0	3,154	0	3,154	0	3,154	10.00%	315
348	Other Tangible Plant	5,000	(5,000)	0	0	0	0		0
	Subtotal	\$4,055,181	\$708,752	\$0	\$4,763,933	\$1,460,639	\$3,303,294		\$118,749

Contribution(s) in Aid of Construction (Gross)	\$2,307,218
Less: Non Amortizable Contribution(s)	0
Fully Amortized Contribution(s)	220,433
Amortizable Contribution(s)	\$2,086,785
Times: Proposed Amortization Rate	3.52%
Amortization of CIAC	\$73,669

Less: Amortization of CIAC **\$73,669**

DEPRECIATION EXPENSE **\$45,080**

Rose Valley Water Company
Annual Report
Balance Sheet Assets
12/31/22

Balance Sheet Assets				
	Assets		Balance at Beginning of Year (2022)	Balance at End of Year (2022)
Account No.	Current and Accrued Assets			
131	Cash		\$120,968	\$67,048
134	Working Funds		0	0
135	Temporary Cash Investments		0	0
141	Customer Accounts Receivable		29,680	13,981
146	Notes Receivable from Associated Companies		0	0
151	Plant Material and Supplies		0	0
162	Prepayments		5,127	130,127
174	Miscellaneous Current and Accrued Assets		0	0
	Total Current and Accrued Assets		\$155,775	\$211,156
Account No.	Fixed Assets			
101	Utility Plant in Service*		\$4,055,181	\$4,763,933
103	Property Held for Future Use		0	0
105	Construction Work in Progress		0	0
108	Accumulated Depreciation (enter as negative)*		(3,582,004)	(3,791,173)
121	Non-Utility Property		0	0
122	Accumulated Depreciation - Non Utility		0	0
	Total Fixed Assets		\$473,177	\$972,760
	Total Assets		\$628,952	\$1,183,916

*Note these items feed automatically from AR3 UPIS Page 4

Rose Valley Water Company
Annual Report
Balance Sheet Liabilities and Owners Equity

Balance Sheet Liabilities and Owners Equity				
	Liabilities		Balance at Beginning of Year (2022)	Balance at End of Year (2022)
Account No.	Current Liabilities			
231	Accounts Payable		\$4,213	(\$871)
232	Notes Payable (Current Portion)		0	0
234	Notes Payable to Associated Companies		0	0
235	Customer Deposits		115,125	121,290
236	Accrued Taxes		10,437	9,003
237	Accrued Interest		0	0
242	Miscellaneous Current and Accrued Liabilities		106,668	4,595
	Total Current Liabilities		\$236,443	\$134,017
	Long Term Debt			
224	Long Term Debt (Notes and Bonds)		\$0	\$300,682
	Deferred Credits			
251	Unamortized Premium on Debt		\$0	\$0
252	Advances in Aid of Construction		0	13,067
255	Accumulated Deferred Investment Tax Credits		0	0
271	Contributions in Aid of Construction		2,294,308	2,307,218
272	Less: Amortization of Contributions		(1,268,379)	(1,342,757)
281	Accumulated Deferred Income Tax		0	0
	Total Deferred Credits		\$1,025,929	\$977,528
	Total Liabilities		\$1,262,372	\$1,412,227
	Capital Accounts			
201	Common Stock Issued		\$20,000	\$20,000
211	Other Paid-In Capital		1,133,223	1,209,570
215	Retained Earnings		(1,786,643)	(1,457,881)
218	Proprietary Capital (Sole Props and Partnerships)		0	0
	Total Capital		(\$633,420)	(\$228,311)
	Total Liabilities and Capital		\$628,952	\$1,183,916

Note: Total liabilities and Capital must match total assets for the beginning and end of the year!

Rose Valley Water Company
Annual Report
Water Comparative Income Statement
12/31/22

Water Comparative Income Statement			
Account No.	Calendar Year	Current Year 01/01/2022 - 12/31/2022	Last Year 01/01/2021 - 12/31/2021
	Operating Revenue		
461	Metered Water Revenue	\$1,320,474	\$1,349,160
460	Unmetered Water Revenue	0	0
462	Fire Protection Revenue	0	0
469	Guaranteed Revenues (Surcharges)	0	0
471	Miscellaneous Service Revenues	1,836	0
474	Other Water Revenue	16,697	3,069
	Total Revenues	\$1,339,007	\$1,352,229
	Operating Expenses		
601	Salaries and Wages	\$166,653	\$157,909
604	Employee Pensions and Benefits	0	0
610	Purchased Water	1,699	0
615	Purchased Power	186,706	186,932
618	Chemicals	15,627	20,395
620	Materials and Supplies	0	0
620.1	Repairs and Maintenance	40,764	93,139
620.2	Office Supplies and Expense	42,158	89,369
630	Contractual Services	105,647	98,280
631	Contractual Services - Engineering	0	12,933
632	Contractual Services - Accounting	278,056	6,810
633	Contractual Services - Legal	5,368	315
634	Contractual Services - Management Fees	231,768	471,122
635	Contractual Services - Water Testing	8,371	2,452
636	Contractual Services - Other	58,212	27,180
640	Rents	410	0
641	Rental of Building/Real Property	25,920	25,920
642	Rental of Equipment	0	0
650	Transportation Expenses	3,223	3,660
657	Insurance - General Liability	12,202	10,146
657.1	Insurance - Health and Life	0	0
665	Regulatory Commission Expense - Rate	35,458	22,034
670	Bad Debt Expense	0	0
675	Miscellaneous Expense	24,011	3,392
403	Depreciation Expense (From Schedule AR4)	45,080	24,782
408	Taxes Other Than Income	13,162	13,158
408.11	Property Taxes	40,686	41,408
409	Income Taxes	0	1,273
427.1	Customer Security Deposit Interest	0	0
	Total Operating Expenses	\$1,341,181	\$1,312,609
	Operating Income / (Loss)	(\$2,174)	\$39,620
	Other Income / (Expense)		
419	Interest and Dividend Income	\$0	\$0
421	Non-Utility Income	0	0
426	Miscellaneous Non-Utility (Expense)	0	0
427	Interest (Expense)	0	(4,021)
	Total Other Income / (Expense)	\$0	(\$4,021)
	Net Income / (Loss)	(\$2,174)	\$35,599

Full time equivalent employees

	Direct Company	Allocated	Outside service	Total
President	0.4	0.0	0.0	0.4
Vice-president	0.1	0.0	0.0	0.1
Manager	0.5	0.0	1.0	1.5
Engineering Staff	0.0	0.0	0.3	0.3
System Operator(s)	1.0	0.0	0.0	1.0
Meter reader	0.6	0.0	0.2	0.8
Customer Service	1.0	0.0	0.6	1.6
Accounting	0.1	0.0	0.4	0.5
Business Office	0.5	0.0	1.0	1.5
Rates Department	0.0	0.0	0.5	0.5
Administrative Staff	0.1	0.0	0.5	0.6
Other	0.2	0.0	0.4	0.6
Total	4.5	0.0	4.9	9.4

Rose Valley Water Company
Annual Report
Supplemental Financial Data (Long-Term Debt)
12/31/22

Supplemental Financial Data (Long-Term Debt)				
	Loan #1	Loan #2	Loan #3	Loan #4
Date Issued	12/12/2022			
Source of Loan	Commerce Bank			
ACC Decision No.	78803			
Reason for Loan	System Improve			
Dollar Amt. Issued	\$1,491,503			
Amount Outstanding	\$300,682			
Date of Maturity	6/12/2033			
Interest Rate	5.00%			
Current Year Interest	\$0			
Current Year Principal	\$0			

Meter Deposit Balance at Test Year End:	\$672
---	-------

Meter Deposits Refunded During the Test Year:	\$84
---	------

List all bonds, notes, loans, and other types of indebtedness in which the proceeds were used in the provision of public utility service. Indebtedness incurred for personal uses by the owner of the utility should not be listed. Input 0 or none if there is nothing to report for that cell.

Well and Water Usage

[illegible]

Name of system water delivered to:		
ADWR PCC Number:		
Source of water delivered to another system	NA	

Name of system water received from:			
ADWR PCC Number:			
Source of water received	NA		
Well registry 55# (55-XXXXXX):			

Month	Water withdrawn (gallons)1	Water sold (gallons)2	Water delivered (sold) to other systems (gallons)3	Water received (purchased) from other systems (gallons)4	Estimated authorized use (gallons)5	Purchased Power Expense ⁶	Purchased Power (kWh) ⁷
January	24,055,078.00	24,055,078.00	0.00	0.00		\$12,163	96,680
February	23,130,891.00	23,130,891.00	0.00	0.00		12,599	102,480
March	24,958,547.00	24,958,547.00	0.00	0.00		13,849	119,840
April	30,158,978.00	30,158,978.00	0.00	0.00		15,802	154,920
May	31,643,836.00	31,643,836.00	0.00	0.00		17,092	166,280
June	45,472,442.00	45,472,442.00	0.00	0.00		19,183	187,000
July	50,636,529.00	50,636,529.00	0.00	0.00		20,696	207,840
August	55,406,101.00	55,406,101.00	0.00	0.00		17,646	163,000
September	40,134,000.00	36,423,020.00	0.00	0.00	501,500.00	18,020	174,440
October	50,595,000.00	50,755,863.00	0.00	0.00	460,000.00	15,840	151,560
November	46,401,000.00	41,093,586.00	0.00	0.00	455,000.00	12,569	112,480
December	30,263,000.00	27,130,624.00	0.00	0.00	430,500.00	11,246	97,960
Totals	452,855,402.00	440,865,495.00	0.00	0.00	1,847,000.00	\$186,705	1,734,480

If applicable, in the space below please provide a description for all un-metered water use along with amounts:

- | | |
|---|---|
| 1 | Water withdrawn - Total gallons of water withdrawn from pumped sources. |
| 2 | Water sold - Total gallons from customer meters, and other sales such as construction water. |
| 3 | Water delivered (sold) to other systems - Total gallons of water delivered to other systems. |
| 4 | Water received (purchased) from other systems - Total gallons of water purchased/received from other systems. |
| 5 | Estimated authorized use - Total estimated gallons from authorized metered or unmetered use. Authorized uses such as flushing (mains, services and hydrants) draining/cleaning tanks, process, construction, fire fighting, etc. Non-authorized use (real losses) are service line breaks and leaks, water main breaks, meter inaccuracies and theft. |
| 6 | Enter the total purchased power costs for the power meters associated with this system. |
| 7 | Enter the total purchased kWh used by the power meters associated with this system. |

Water Utility Plant Description

Name of the System:	ROSE VALLEY WATER COMPANY		
ADEQ Public Water System Number:	AZ0407065		
ADWR PCC Number:	91-000205.0000		

MAINS

[illegible]

CUSTOMER METERS

[illegible]

SERVICE LINES

SERVICE LINES		
Material	Percent of system	Year installed
PVC	90%	
Copper	10%	

BOOSTER PUMPS

BOOSTER PUMPS		
Horsepower	GPM	Quantity
15	200	6
125	3,000	2

FIRE HYDRANTS

FIRE HYDRANTS	
Type	Quantity
Standard *	245
Other	0

STORAGE TANKS

STORAGE TANKS			
Capacity (gallons)	Material	Quantity	Year installed
400,000	Steel	3	1999

PRESSURE/BLADDER TANKS

PRESSURE/BLADDER TANKS			
Capacity (gallons)	Material	Quantity	Year installed
10,000	Steel	1	1999

* A standard fire hydrant has two 2.5 inch hose connection nozzles with 7.5 threads per inch, and one 4.5 inch pumper connection nozzle with 4 threads per inch.

Water Utility Plant Description (Continued)
--

For the following three items, list the utility owned assets in each category for each system.

TREATMENT EQUIPMENT:	Liquid Chlorine Injection on both wells
STRUCTURES:	Fences - Chainlink & Block, Steel Storage Building, Chlorination Equipment, Steel Water Storage Tanks
OTHER:	8-inch City of Peoria Emergency Interconnection (1,000 GPM)

Provide a calculation used to determine the value of one water equivalent residential connection (ERC).

Use one of the following methods:

- (a) If actual flow data are available from the preceding 12 months, divide the total annual single family residence (SFR) gallons sold by the average number of single family residence customers for the same period and divide the result by
- (b) If no historical flow data are available, use:

$$ERC = (\text{Total SFR gallons sold (Omit 000)} / 365 \text{ days} / 350 \text{ gallons per day})$$

ERC	372
Method used:	(a)

Customer and Other Information		
Name of the System:	ROSE VALLEY WATER COMPANY	
ADEQ Public Water System Number:	AZ0407065	
ADWR PCC Number:	91-000205.0000	

Month	Number of Customers				
	Single-Family	Multi-Family	Commercial	Turf/Irrigation	Other Non-Residential
January	2,324	0	23	46	6
February	2,324	0	23	46	6
March	2,324	0	23	46	6
April	2,324	0	23	46	6
May	2,324	0	23	46	6
June	2,324	0	23	46	6
July	2,324	0	23	46	6
August	2,324	0	23	46	6
September	2,324	0	23	46	6
October	2,324	0	23	46	6
November	2,324	0	23	46	6
December	2,324	0	23	46	6

If the system has fire hydrants, what is the fire flow requirements? GPM for hrs.

Does the system have chlorination treatment?

Does the Company have an ADWR Gallons Per Capita Per Day (GPCPD) requirement?

If yes, provide the GPCPD amount:

Is the Water Utility located in an ADWR Active Management Area (AMA)?
If yes, which AMA?

What is the present system connection capacity (in ERCs *) using existing lines?

What is the future system connection capacity (in ERCs *) upon service area buildout?

Describe any plans and estimated completion dates for any enlargements or improvements of this system.

Completion of a full radio read system.

* an ERC is based on the calculation on the bottom of AR9 page 12.

Rose Valley Water Company
Annual Report
Utility Shutoffs / Disconnects
12/31/22

Utility Shutoffs / Disconnects	
Name of the System:	ROSE VALLEY WATER COMPANY
ADEQ Public Water System Number:	AZ0407065
ADWR PCC Number:	91-000205.0000

Month	Termination without Notice R14-2-410.B	Termination with Notice R14-2- 410.C	Other
January	0	2	0
February	0	30	0
March	0	3	0
April	0	4	0
May	0	16	0
June	0	11	0
July	0	23	0
August	0	2	0
September	0	11	0
October	0	14	0
November	0	11	0
December	0	9	0
Total	0	136	0

Other (description):

N/A

Instructions: Fill out the Grey Cells with the relevent information. Input 0 or none if there is nothing recorded in that account or there is no applicable information to report.

Property Taxes	
----------------	--

Amount of actual property taxes paid during Calendar Year 2022 was
--

\$40,686

If no property taxes paid, explain why.

N/A

Instructions: Fill out the Grey Cells with the relevant information. Input 0 or none if there is nothing recorded in that account or there is no applicable information to report.

Rose Valley Water Company
Annual Report
Verification and Sworn Statement (Taxes)
12/31/22

Verification and Sworn Statement (Taxes)

Verification: State of Arizona I, the undersigned of the
(state name)

County of (county name):

Pima

Name (owner or official) title:

Paul Juhl, Manager

Company name:

Rose Valley Water Company

DO SAY THAT THIS ANNUAL UTILITY PROPERTY TAX AND SALES TAX REPORT TO THE ARIZONA CORPORATION COMMISSION.

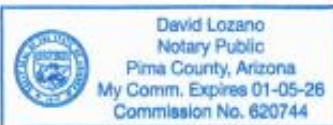
FOR THE YEAR ENDING:

12/31/22

HAS BEEN PREPARED UNDER MY DIRECTION, FROM THE ORIGINAL BOOKS, PAPERS AND RECORDS OF SAID UTILITY; THAT I HAVE CAREFULLY EXAMINED THE SAME, AND DECLARE THE SAME TO BE A COMPLETE AND CORRECT STATEMENT OF BUSINESS AND AFFAIRS OF SAID UTILITY FOR THE PERIOD COVERED BY THIS REPORT IN RESPECT TO EACH AND EVERY MATTER AND THING SET FORTH, TO THE BEST OF MY KNOWLEDGE, INFORMATION AND BELIEF.

Sworn Statement: I HEREBY ATTEST THAT ALL PROPERTY TAXES FOR SAID COMPANY ARE CURRENT AND PAID IN FULL.

I HEREBY ATTEST THAT ALL SALES TAXES FOR SAID COMPANY ARE CURRENT AND PAID IN FULL.



[Signature]

signature of owner/official

(520) 448-4975 ext 107

telephone no.

SUBSCRIBED AND SWORN TO BEFORE ME A NOTARY PUBLIC
IN AND FOR THE COUNTY

THIS

1st

DAY OF

Pima

(county name)

May, 2023

(month) and (year)

MY COMMISSION EXPIRES

01-05-26

(date)

[Signature]

(signature of notary public)

Verification and Sworn Statement

Verification:

State of Arizona, the undersigned of the
(state name)

County of (county name): Pima

Name (owner or official) title: Paul Juhl, Manager

Company name: Rose Valley Water Company

DO SAY THAT THIS ANNUAL UTILITY PROPERTY TAX AND SALES TAX REPORT TO THE ARIZONA CORPORATION COMMISSION.

FOR THE YEAR ENDING: 12/31/22

HAS BEEN PREPARED UNDER MY DIRECTION, FROM THE ORIGINAL BOOKS, PAPERS AND RECORDS OF SAID UTILITY; THAT I HAVE CAREFULLY EXAMINED THE SAME, AND DECLARE THE SAME TO BE A COMPLETE AND CORRECT STATEMENT OF BUSINESS AND AFFAIRS OF SAID UTILITY FOR THE PERIOD COVERED BY THIS REPORT IN RESPECT TO EACH AND EVERY MATTER AND THING SET FORTH, TO THE BEST OF MY KNOWLEDGE, INFORMATION AND BELIEF.

Sworn Statement: IN ACCORDANCE WITH THE REQUIREMENTS OF TITLE 40, ARTICLE 8, SECTION 40-401, ARIZONA REVISED STATUTES, IT IS HEREIN REPORTED THAT THE GROSS OPERATING REVENUE OF SAID UTILITY DERIVED FROM ARIZONA INTRASTATE UTILITY OPERATIONS DURING THE CALENDAR YEAR WAS:

Arizona Intrastate Gross Operating Revenues Only (\$)

\$1,465,443

(The amount in the box above includes

\$128,271 in sales taxes

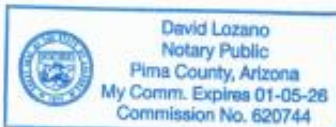
billed or collected)

[Signature]

signature of owner/official

(520) 448-4975 ext 107

telephone no.



SUBSCRIBED AND SWORN TO BEFORE ME A NOTARY PUBLIC
IN AND FOR THE COUNTY

THIS

1st

DAY OF

Pima

(county name)

May, 2023

(month) and (year)

MY COMMISSION EXPIRES

01-05-26

(date)

[Signature]

(signature of notary public)

Rose Valley Water Company
Annual Report
Verification and Sworn Statement (Residential Revenue)
12/31/22

Verification and Sworn Statement (Residential Revenue)

Verification:

State of Arizona I, the undersigned of the
(state name)

County of (county name): Pima
Name (owner or official) title: Paul Juhl, Manager
Company name: Rose Valley Water Company

DO SAY THAT THIS ANNUAL UTILITY PROPERTY TAX AND SALES TAX REPORT TO THE ARIZONA CORPORATION COMMISSION.

FOR THE YEAR ENDING: 12/31/22

HAS BEEN PREPARED UNDER MY DIRECTION, FROM THE ORIGINAL BOOKS, PAPERS AND RECORDS OF SAID UTILITY; THAT I HAVE CAREFULLY EXAMINED THE SAME, AND DECLARE THE SAME TO BE A COMPLETE AND CORRECT STATEMENT OF BUSINESS AND AFFAIRS OF SAID UTILITY FOR THE PERIOD COVERED BY THIS REPORT IN RESPECT TO EACH AND EVERY MATTER AND THING SET FORTH, TO THE BEST OF MY KNOWLEDGE, INFORMATION AND BELIEF.

Sworn Statement: IN ACCORDANCE WITH THE REQUIREMENTS OF TITLE 40, ARTICLE 8, SECTION 40-401, ARIZONA REVISED STATUTES, IT IS HEREIN REPORTED THAT THE GROSS OPERATING REVENUE OF SAID UTILITY DERIVED FROM ARIZONA INTRASTATE UTILITY OPERATIONS RECEIVED FROM RESIDENTIAL CUSTOMERS DURING THE CALENDAR YEAR WAS:

Arizona Intrastate Gross Operating Revenues Only (\$)

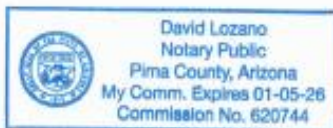
\$1,171,150

(The amount in the box above includes

\$96,685 in sales taxes
billed or collected)


signature of owner/official

(520) 448-4975 ext 107
telephone no.



SUBSCRIBED AND SWORN TO BEFORE ME A NOTARY PUBLIC
IN AND FOR THE COUNTY

Pima
(county name)

THIS

1st

DAY OF

May 2023
(month) and (year)

MY COMMISSION EXPIRES

01-05-26
(date)


(signature of notary public)