

**ANNUAL REPORT**

Of

Company Name:   
PO Box 1444

Mailing Address: Green Valley AZ  
85622-1444

Docket No.: W-01539A  
For the Year Ended:

RECEIVED  
APR 01 2019  
ARIZONA CORP COMMISSION  
UTILITIES DIVISION - DIRECTOR'S OFFICE

**WATER UTILITY**

To

Arizona Corporation Commission

**Due on April 15th**

Email: [rdelafuente@azcc.gov](mailto:rdelafuente@azcc.gov), mail or deliver the completed Annual Report to:  
Arizona Corporation Commission  
Compliance Section - Utilities Division  
1200 West Washington Street  
Phoenix, Arizona 85007

Application Type:   
Application Date:

4-10-19

ARIZONA CORPORATION COMMISSION  
WATER UTILITY ANNUAL REPORT  
Rose Valley Water Company  
A Class  Utility

1. For the Calendar Year Ended: 12/31/18

2. Address: 

P.O. Box 1444			
City:	Green Valley	State:	Arizona
		Zip Code:	85622

3. Telephone Number: 

623-889-2275
--------------

4. Date of Original Organization of Utility: 

10/23/1970
------------

5. Person to whom correspondence should be addressed concerning this report:

Name: 

Gary P. Brasher
-----------------

  
Telephone No. : 

623-889-2275
--------------

  
Address: 

P.O. Box 1444			
City:	Green Valley	State:	Arizona
		Zip Code:	85622

  
Email: 

info@rosevalleywaterco.com
----------------------------

6. On-Site Manager:

Name: 

Glen Vortherms
----------------

  
Telephone No. : 

623-546-8266
--------------

  
Address: 

8919 W. John Cabot Rd			
City:	Peoria	State:	Arizona
		Zip Code:	85382

  
Email: 

gvortherms@gmail.com
----------------------

7. Ownership: 

"S" Corporation
-----------------

8. Counties Served: 

Maricopa
----------

Rose Valley Water Company  
 Annual Report  
 Utility Plant in Service (Water)  
 12/31/18

Utility Plant in Service (Water)							
Account No.	Description	Beginning Year Original Cost	Current Year Additions	Current Year Retirements	Adjusted Original Cost	Accumulated Depreciation	OCLD (OC less AD)
301	Organization	\$0	\$0	\$0	\$0	\$0	\$0
302	Franchises	0	0	0	0	0	0
303	Land and Land Rights	0	0	0	0	0	0
304	Structures and Improvements	26,003	0	0	26,003	23,297	2,706
305	Collecting & Improving Reservoirs	0	0	0	0	0	0
306	Lake, River, Canal Intakes	0	0	0	0	0	0
307	Wells and Springs	96,197	0	0	96,197	30,874	65,323
308	Infiltration Galleries	0	0	0	0	0	0
309	Supply Mains	0	0	0	0	0	0
310	Power Generation Equipment	0	0	0	0	0	0
311	Pumping Equipment	348,168	0	0	348,168	329,329	18,839
320	Water Treatment Equipment	0	0	0	0	0	0
320.1	Water Treatment Plants	0	0	0	0	0	0
320.2	Solution Chemical Feeders	0	0	0	0	0	0
320.3	Point-of-Use Treatment Devices	85,000	0	0	85,000	61,617	23,383
330	Distribution Reservoirs and Standpipes	0	0	0	0	0	0
330.1	Storage Tanks	335,500	0	0	335,500	332,682	2,818
330.2	Pressure Tanks	39,772	0	0	39,772	39,772	0
331	Transmission and Distribution Mains	1,916,613	0	0	1,916,613	1,686,009	230,604
333	Services	632,131	0	0	632,131	558,582	73,549
334	Meters and Meter Installations	167,831	27,526	0	195,357	58,876	136,481
335	Hydrants	239,820	0	0	239,820	209,235	30,585
336	Backflow Prevention Devices	1,000	0	0	1,000	975	25
339	Other Plant and Misc. Equipment	0	0	0	0	0	0
340	Office Furniture and Equipment	7,517	0	0	7,517	6,672	845
340.1	Computer & Software	7,208	0	0	7,208	7,208	0
341	Transportation Equipment	21,316	0	0	21,316	13,851	7,465
342	Stores Equipment	0	0	0	0	0	0
343	Tools, Shop and Garage Equipment	0	0	0	0	0	0
344	Laboratory Equipment	0	0	0	0	0	0
345	Power Operated Equipment	0	0	0	0	0	0
346	Communication Equipment	0	0	0	0	0	0
347	Miscellaneous Equipment	0	0	0	0	0	0
348	Other Tangible Plant	0	0	0	0	0	0
	<b>Totals</b>	<b>\$3,924,076</b>	<b>\$27,526</b>	<b>\$0</b>	<b>\$3,951,602</b>	<b>\$3,358,979</b>	<b>\$592,623</b>

**Instructions:** Fill out the Grey Cells with the relevant information. Input 0 or none if there is nothing recorded in that account or there is no applicable information to report.

Rose Valley Water Company  
Annual Report  
Depreciation Expense for the Current Year (Water)  
12/31/18

Depreciation Expense for the Current Year (Water)								
Account No.	Description	Beginning Year Original Cost	Current Year Additions	Current Year Retirements	Adjusted Original Cost	Fully Depreciated/Non-depreciable Plant	Depreciation Percentages	Depreciation Expense
301	Organization	\$0	\$0	\$0	\$0	\$0	0.00%	\$0
302	Franchises	0	0	0	0	0	0.00%	0
303	Land and Land Rights	0	0	0	0	0	0.00%	0
304	Structures and Improvements	26,003	0	0	26,003	22,997	3.33%	254
305	Collecting & Improving Reservoirs	0	0	0	0	0	0.00%	0
306	Lake, River, Canal Intakes	0	0	0	0	0	0.00%	0
307	Wells and Springs	96,197	0	0	96,197	0	3.33%	3,204
308	Infiltration Galleries	0	0	0	0	0	0.00%	0
309	Supply Mains	0	0	0	0	0	0.00%	0
310	Power Generation Equipment	0	0	0	0	0	0.00%	0
311	Pumping Equipment	348,168	0	0	348,168	316,770	12.50%	3,925
320	Water Treatment Equipment	0	0	0	0	0	0.00%	0
320.1	Water Treatment Plants	0	0	0	0	0	0.00%	0
320.2	Solution Chemical Feeders	0	0	0	0	0	0.00%	0
320.3	Point-of-Use Treatment Devices	85,000	0	0	85,000	0	3.33%	2,831
330	Distribution Reservoirs and Standpipes	0	0	0	0	0	0.00%	0
330.1	Storage Tanks	335,500	0	0	335,500	0	2.22%	7,448
330.2	Pressure Tanks	39,772	0	0	39,772	39,772	2.00%	0
331	Transmission and Distribution Mains	1,916,613	0	0	1,916,613	184,315	2.00%	34,646
333	Services	632,131	0	0	632,131	0	3.33%	21,050
334	Meters and Meter Installations	167,831	27,526	0	195,357	7,812	8.33%	15,621
335	Hydrants	239,820	0	0	239,820	0	2.00%	4,797
336	Backflow Prevention Devices	1,000	0	0	1,000	0	6.67%	67
339	Other Plant and Misc. Equipment	0	0	0	0	0	0.00%	0
340	Office Furniture and Equipment	7,517	0	0	7,517	2,159	6.67%	357
340.1	Computer & Software	7,208	0	0	7,208	7,208	20.00%	0
341	Transportation Equipment	21,316	0	0	21,316	0	20.00%	4,263
342	Stores Equipment	0	0	0	0	0	0.00%	0
343	Tools, Shop and Garage Equipment	0	0	0	0	0	0.00%	0
344	Laboratory Equipment	0	0	0	0	0	0.00%	0
345	Power Operated Equipment	0	0	0	0	0	0.00%	0
346	Communication Equipment	0	0	0	0	0	0.00%	0
347	Miscellaneous Equipment	0	0	0	0	0	0.00%	0
348	Other Tangible Plant	0	0	0	0	0	0.00%	0
	<b>Subtotal</b>	<b>\$3,924,076</b>	<b>\$27,526</b>	<b>\$0</b>	<b>\$3,951,602</b>	<b>\$581,033</b>		<b>\$98,463</b>

Contribution(s) in Aid of Construction (Gross)	\$2,294,308
Less: Non Amortizable Contribution(s)	0
Fully Amortized Contribution(s)	0
Amortizable Contribution(s)	<u>\$2,294,308</u>
Times: Proposed Amortization Rate	3.19%
<b>Amortization of CIAC</b>	<b>\$73,191</b>
<b>Less: Amortization of CIAC</b>	<b>\$73,191</b>
<b>DEPRECIATION EXPENSE</b>	<b>\$25,272</b>

**Instructions:** Fill out the Grey Cells with the relevant information. Input 0 or none if there is nothing recorded in that account or there is no applicable information to report.

Rose Valley Water Company  
 Annual Report  
 Balance Sheet Assets  
 12/31/18

Balance Sheet Assets				
	Assets		Balance at Beginning of Year (2018)	Balance at End of Year (2018)
Account No.	<b>Current and Accrued Assets</b>			
131	Cash		\$17,480	\$82,288
134	Working Funds		0	0
135	Temporary Cash Investments		0	0
141	Customer Accounts Receivable		19,954	8,433
146	Notes Receivable from Associated Companies		0	0
151	Plant Material and Supplies		0	0
162	Prepayments		0	0
174	Miscellaneous Current and Accrued Assets		0	0
	<b>Total Current and Accrued Assets</b>		<b>\$37,434</b>	<b>\$90,721</b>
Account No.	<b>Fixed Assets</b>			
101	Utility Plant in Service*		\$3,924,076	\$3,951,602
103	Property Held for Future Use		0	0
105	Construction Work in Progress		0	0
108	Accumulated Depreciation (enter as negative)*		(3,260,516)	(3,358,979)
121	Non-Utility Property		0	
122	Accumulated Depreciation - Non Utility		0	
	<b>Total Fixed Assets</b>		<b>\$663,560</b>	<b>\$592,623</b>
	<b>Total Assets</b>		<b>\$700,994</b>	<b>\$683,344</b>

**Instructions:** Fill out the Grey Cells with the relevant information. Input 0 or none if there is nothing recorded in that account or there is no applicable information to report.

\*Note these items feed automatically from AR3 UPIS Page 3

Rose Valley Water Company  
 Annual Report  
 Balance Sheet Liabilities and Owners Equity

<b>Balance Sheet Liabilities and Owners Equity</b>				
	<b>Liabilities</b>		Balance at Beginning of Year (2018)	Balance at End of Year (2018)
Account No.	<b>Current Liabilities</b>			
231	Accounts Payable		\$13,266	\$3,216
232	Notes Payable (Current Portion)		0	0
234	Notes Payable to Associated Companies		0	0
235	Customer Deposits		69,613	64,432
236	Accrued Taxes		6,918	4,740
237	Accrued Interest		0	0
242	Miscellaneous Current and Accrued Liabilities		235,037	211,987
	<b>Total Current Liabilities</b>		<b>\$324,834</b>	<b>\$284,375</b>
	<b>Long Term Debt</b>			
224	Long Term Debt (Notes and Bonds)		\$0	\$0
	<b>Deferred Credits</b>			
251	Unamortized Premium on Debt		\$0	\$0
252	Advances in Aid of Construction		0	0
255	Accumulated Deferred Investment Tax Credits		0	0
271	Contributions in Aid of Construction		2,294,308	2,294,308
272	Less: Amortization of Contributions		(968,905)	(1,042,096)
281	Accumulated Deferred Income Tax		0	0
	<b>Total Deferred Credits</b>		<b>\$1,325,403</b>	<b>\$1,252,212</b>
	<b>Total Liabilities</b>		<b>\$1,650,237</b>	<b>\$1,536,587</b>
	<b>Capital Accounts</b>			
201	Common Stock Issued		\$20,000	\$20,000
211	Other Paid-In Capital		1,020,676	1,080,676
215	Retained Earnings		(1,989,919)	(1,953,919)
218	Proprietary Capital (Sole Props and Partnerships)		0	0
	<b>Total Capital</b>		<b>(\$949,243)</b>	<b>(\$853,243)</b>
	<b>Total Liabilities and Capital</b>		<b>\$700,994</b>	<b>\$683,344</b>

**Instructions:** Fill out the Grey Cells with the relevant information. Input 0 or none if there is nothing recorded in that account or there is no applicable information to report.

**Note: Total liabilities and Capital must match total assets for the beginning and end of the year!**

Rose Valley Water Company  
Annual Report  
Water Comparative Income Statement  
12/31/18

<b>Water Comparative Income Statement</b>			
Account No.	Calendar Year	Current Year 01/01/2018 - 12/31/2018	Last Year 01/01/2017 - 12/31/2017
	<b>Operating Revenue</b>		
461	Metered Water Revenue	\$1,261,726	\$992,703
460	Unmetered Water Revenue	0	0
462	Fire Protection Revenue	0	0
469	Guaranteed Revenues (Surcharges)	0	0
471	Miscellaneous Service Revenues	0	0
474	Other Water Revenue	0	0
	<b>Total Revenues</b>	<b>\$1,261,726</b>	<b>\$992,703</b>
	<b>Operating Expenses</b>		
601	Salaries and Wages	\$135,101	\$84,256
604	Employee Pensions and Benefits	0	0
610	Purchased Water	0	0
615	Purchased Power	197,211	196,783
618	Chemicals	14,460	13,482
620	Materials and Supplies	0	0
620.1	Repairs and Maintenance	70,428	45,173
620.2	Office Supplies and Expense	41,170	36,322
630	Contractual Services	0	0
631	Contractual Services -Engineering	0	0
632	Contractual Services - Accounting	7,211	5,038
633	Contractual Services - Legal	6,348	4,667
634	Contractual Services - Management Fees	590,000	465,000
635	Contractual Services - Water Testing	6,348	8,085
636	Contractual Services - Other	12,828	0
640	Rents	18,864	18,871
641	Rental of Building/Real Property	0	0
642	Rental of Equipment	6,226	0
650	Transportation Expenses	15,354	13,460
657	Insurance - General Liability	9,325	9,335
657.1	Insurance - Health and Life	0	0
665	Regulatory Commission Expense - Rate	1,996	114,241
670	Bad Debt Expense	0	0
675	Miscellaneous Expense	9	0
403	Depreciation Expense (From Schedule AR4)	25,272	24,354
408	Taxes Other Than Income	10,982	6,969
408.11	Property Taxes	40,789	43,619
409	Income Taxes	0	0
427.1	Customer Security Deposit Interest	0	0
	<b>Total Operating Expenses</b>	<b>\$1,209,922</b>	<b>\$1,089,655</b>
	<b>Operating Income / (Loss)</b>	<b>\$51,804</b>	<b>(\$96,952)</b>
	<b>Other Income / (Expense)</b>		
419	Interest and Dividend Income	\$0	\$0
421	Non-Utility Income	0	0
426	Miscellaneous Non-Utility (Expense)	0	0
427	Interest (Expense)	(15,804)	(10,374)
	<b>Total Other Income / (Expense)</b>	<b>(\$15,804)</b>	<b>(\$10,374)</b>
	<b>Net Income / (Loss)</b>	<b>\$36,000</b>	<b>(\$107,326)</b>

**Instructions:** Fill out the Grey Cells with the relevant information. Input 0 or none if there is nothing recorded in that account or there is no applicable information to report.

Rose Valley Water Company  
 Annual Report  
 Full time equivalent employees  
 12/31/18

**Full time equivalent employees**

	Direct Company	Outside service	Total
President	0.3	0.0	0.3
Vice-president	0.3	0.0	0.3
Manager	1.0	0.0	1.0
Engineering Staff	0.0	1.0	1.0
System Operator(s)	1.0	0.0	1.0
Meter reader	1.0	1.0	2.0
Customer Service	1.0	1.0	2.0
Accounting	0.0	1.0	1.0
Business Office	0.0	1.0	1.0
Rates Department	0.0	0.3	0.3
Administrative Staff	0.0	0.3	0.3
Other	0.0	0.4	0.4
<b>Total</b>	4.6	6.0	10.6

**Instructions:** Fill out the Grey Cells with the relevant information. Input 0 or none if there is nothing recorded in that account or there is no applicable information to report. A full-time employee is based on 2080 total hours per year. Please calculate partial employees using 2080 hours.



Rose Valley Water Company  
 Annual Report  
 Supplemental Financial Data (Long-Term Debt)  
 12/31/18

Supplemental Financial Data (Long-Term Debt)				
	Loan #1	Loan #2	Loan #3	Loan #4
Date Issued	none	none	none	none
Source of Loan	none	none	none	none
ACC Decision No.	none	none	none	none
Reason for Loan	none	none	none	none
Dollar Amt. Issued	none	none	none	none
Amount Outstanding	none	none	none	none
Date of Maturity	none	none	none	none
Interest Rate	none	none	none	none
Current Year Interest	none	none	none	none
Current Year Principal	none	none	none	none

Meter Deposit Balance at Test Year End:	\$64,432
---	----------

Meter Deposits Refunded During the Test Year:	\$8,077
---	---------

*List all bonds, notes, loans, and other types of indebtedness in which the proceeds were used in the provision of public utility service. Indebtedness incurred for personal uses by the owner of the utility should not be listed. Input 0 or none if there is nothing to report for that cell.*

**Well and Water Usage**

Name of the System: ROSE VALLEY WATER COMPANY									
ADBQ Public Water System Number: AZ0407065									
ADWR PCC Number: 91-000205.0000									
Well registry 55# (55-XXXXXX):	Pump Horsepower	Pump Yield (gpm)	Casing Depth (feet)	Casing Diameter (inches)	Pump Motor Type **	Year Drilled	Meter Size (inches)	How measured:	Active
55-802981	15	0	876	3	none	N/A	3	Estimated	No
55-802980	200	600	1,000	8	turbin	N/A	6	Metered	Yes
55-571749	200	1,200	1,000	8	turbin	1999	8	Metered	Yes
none	none	none	none	none	none	none	none	none	none
none	none	none	none	none	none	none	none	none	none
none	none	none	none	none	none	none	none	none	none
none	none	none	none	none	none	none	none	none	none
none	none	none	none	none	none	none	none	none	none
none	none	none	none	none	none	none	none	none	none
none	none	none	none	none	none	none	none	none	none
none	none	none	none	none	none	none	none	none	none
none	none	none	none	none	none	none	none	none	none
none	none	none	none	none	none	none	none	none	none
none	none	none	none	none	none	none	none	none	none
none	none	none	none	none	none	none	none	none	none
none	none	none	none	none	none	none	none	none	none
none	none	none	none	none	none	none	none	none	none
none	none	none	none	none	none	none	none	none	none
none	none	none	none	none	none	none	none	none	none
none	none	none	none	none	none	none	none	none	none
none	none	none	none	none	none	none	none	none	none
none	none	none	none	none	none	none	none	none	none
none	none	none	none	none	none	none	none	none	none
none	none	none	none	none	none	none	none	none	none
none	none	none	none	none	none	none	none	none	none

Name of system water delivered to: \_\_\_\_\_

ADWR PCC Number: \_\_\_\_\_

Source of water delivered to another system: \_\_\_\_\_

Name of system water received from: \_\_\_\_\_

ADWR PCC Number: \_\_\_\_\_

Source of water received: \_\_\_\_\_

Well registry 55# (55-XXXXXX): \_\_\_\_\_

Month	Water withdrawn (acre ft) <sup>1</sup>	Water sold (acre ft) <sup>2</sup>	Water delivered (sold) to other systems (acre ft) <sup>3</sup>	Water received (purchased) from other systems (acre ft) <sup>4</sup>	Estimated authorized use (acre ft) <sup>5</sup>	Purchased Power Expense <sup>6</sup>	Purchased Power (kWh) <sup>7</sup>
January	95	83	0	0	0	\$13,935	107,400
February	101	84	0	0	1	12,864	91,840
March	82	73	0	0	3	14,279	123,640
April	92	85	0	0	1	16,374	136,920
May	115	105	0	0	0	20,065	180,146
June	149	128	0	0	1	19,661	176,520
July	144	133	0	0	2	19,349	179,680
August	171	145	0	0	0	21,840	191,800
September	128	113	0	0	0	17,199	152,000
October	134	116	0	0	0	13,801	154,440
November	115	99	0	0	0	11,961	124,600
December	104	95	0	0	0	15,883	111,520
<b>Totals</b>	<b>1,430</b>	<b>1,259</b>	<b>0</b>	<b>0</b>	<b>7</b>	<b>\$197,211</b>	<b>1,730,506</b>

**If applicable, in the space below please provide a description for all un-metered water use along with amounts:**

Estimated authorized use is for flushing of fire hydrants, leaks, water tank flushing, house fire, well repair

**Instructions:** Fill out the Grey Cells with the relevant information. Input 0 or none if there is nothing recorded in that account or there is no applicable information to report.

1 Water withdrawn - Total acre feet of water withdrawn from pumped sources.  
 2 Water sold - Total acre feet from customer meters, and other sales such as construction water.  
 3 Water delivered (sold) to other systems - Total acre feet of water delivered to other systems.  
 4 Water received (purchased) from other systems - Total acre feet of water purchased/received from other systems.  
 5 Estimated authorized use - Total estimated acre feet from authorized metered or unmetered use. Authorized uses such as flushing (mains, services and hydrants) draining/cleaning tanks, process, construction, fire fighting, etc. Non-authorized use (real losses) are service line breaks and leaks, water main breaks, meter inaccuracies and theft.  
 6 Enter the total purchased power costs for the power meters associated with this system.  
 7 Enter the total purchased kWh used by the power meters associated with this system.

**Water Utility Plant Description**

Name of the System:	ROSE VALLEY WATER COMPANY	
ADEQ Public Water System Number:	AZ0407065	
ADWR PCC Number:	91-000205.0000	

MAINS		
Sizes (inches)	Material	Length (feet)
2.00	PVC Sch 80	SEE OTHER
3.00	PVC Sch 80	SEE OTHER
4.00	PVC Sch 80	SEE OTHER
5.00	PVC Sch 80	SEE OTHER
12.00	PVC Sch 80	SEE OTHER
14.00	PVC Sch 80	SEE OTHER
0.00	NA	0
0.00	NA	0
0.00	NA	0
0.00	NA	0
0.00	NA	0
0.00	NA	0
0.00	NA	0
0.00	NA	0
0.00	NA	0
0.00	NA	0

CUSTOMER METERS	
Size (inches)	Quantity
5/8 X 3/4	2,066
0.75	7
1	270
1.5	11
2	40
NA	0
NA	0
NA	0
NA	0
NA	0
NA	0
NA	0
NA	0
NA	0
NA	0
NA	0
NA	0
NA	0
NA	0
NA	0
NA	0
NA	0
NA	0

SERVICE LINES	
Material	Percent of system
PVC	100%
NA	0%
NA	0%
NA	0%
NA	0%

BOOSTER PUMPS		
Horsepower	GPM	Quantity
15	200	6
125	3,000	2
0	0	0
0	0	0

FIRE HYDRANTS	
Type	Quantity
Standard *	245
Other	0

STORAGE TANKS		
Capacity (gallons)	Material	Quantity
400,000	STEEL	3
0	N/A	0
0	N/A	0
0	N/A	0
0	N/A	0
0	N/A	0

PRESSURE/BLADDER TANKS		
Capacity (gallons)	Material	Quantity
10,000	STEEL	1
0	0	0
0	0	0
0	0	0
0	0	0
0	0	0

**Instructions:** Fill out the Grey Cells with the relevant information. Input 0 or none if there is nothing recorded in that account or there is no applicable information to report. Copy and paste this sheet as many times as is necessary.

\* A standard fire hydrant has two 2.5 inch hose connection nozzles with 7.5 threads per inch, and one 4.5 inch pumper connection nozzle with 4 threads per inch.

**Water Utility Plant Description (Continued)**

For the following three items, list the utility owned assets in each category for each system.

<b>TREATMENT EQUIPMENT:</b>	Liquid Injection
-----------------------------	------------------

<b>STRUCTURES:</b>	None
--------------------	------

<b>OTHER:</b>	None
---------------	------

**Instructions:** Fill out the Grey Cells with the relevant information. Input 0 or none if there is nothing recorded in that account or there is no applicable information to report. Copy and paste this sheet as many times as is necessary.

Customer and Other Information	
Name of the System:	ROSE VALLEY WATER COMPANY
ADEQ Public Water System Number:	AZ0407065
ADWR PCC Number:	91-000205.0000

Month	Number of Customers				
	Single-Family	Multi-Family	Commercial	Turf/Irrigation	Other Non-Residential
January	2,371	0	23	46	6
February	2,371	0	23	46	6
March	2,372	0	23	46	6
April	2,373	0	23	46	6
May	2,373	0	23	46	6
June	2,373	0	23	46	6
July	2,373	0	23	46	6
August	2,373	0	23	46	6
September	2,373	0	23	46	6
October	2,373	0	23	46	6
November	2,373	0	23	46	6
December	2,373	0	23	46	6

If the system has fire hydrants, what is the fire flow requirements?  GPM for  hrs.

Does the system have chlorination treatment?

Does the Company have an ADWR Gallons Per Capita Per Day (GPCPD) requirement?   
 If yes, provide the GPCPD amount:

Is the Water Utility located in an ADWR Active Management Area (AMA)?   
 If yes, which AMA?

**Instructions:** Fill out the Grey Cells with the relevant information. Input 0 or none if there is nothing recorded in that account or there is no applicable information to report. Copy and paste this sheet as many times as is necessary.

Rose Valley Water Company  
Annual Report  
Property Taxes  
12/31/18

Property Taxes	
Amount of actual property taxes paid during Calendar Year 2018 was	\$40,789

If no property taxes paid, explain why.  
N/A

**Instructions:** Fill out the Grey Cells with the relevant information. Input 0 or none if there is nothing recorded in that account or there is no applicable information to report.

Verification and Sworn Statement (Taxes)

Verification: State of Arizona I, the undersigned of the  
(state name)

County of (county name): Maricopa  
Name (owner or official) title: Gary P. Brasher - President  
Company name: Rose Valley Water Company

RECEIVED  
APR 01 2019  
ARIZONA CORP COMMISSION  
UTILITIES DIVISION - DIRECTOR'S OFFICE

DO SAY THAT THIS ANNUAL UTILITY PROPERTY TAX AND SALES TAX REPORT TO THE ARIZONA CORPORATION COMMISSION.

FOR THE YEAR ENDING: 12/31/18

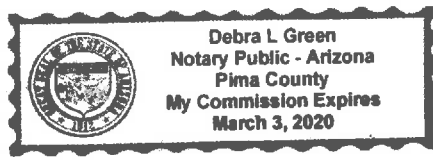
HAS BEEN PREPARED UNDER MY DIRECTION, FROM THE ORIGINAL BOOKS, PAPERS AND RECORDS OF SAID UTILITY; THAT I HAVE CAREFULLY EXAMINED THE SAME, AND DECLARE THE SAME TO BE A COMPLETE AND CORRECT STATEMENT OF BUSINESS AND AFFAIRS OF SAID UTILITY FOR THE PERIOD COVERED BY THIS REPORT IN RESPECT TO EACH AND EVERY MATTER AND THING SET FORTH, TO THE BEST OF MY KNOWLEDGE, INFORMATION AND BELIEF.

Sworn Statement: I HEREBY ATTEST THAT ALL PROPERTY TAXES FOR SAID COMPANY ARE CURRENT AND PAID IN FULL.

I HEREBY ATTEST THAT ALL SALES TAXES FOR SAID COMPANY ARE CURRENT AND PAID IN FULL.

[Signature]  
signature of owner/official

623-889-2275  
telephone no.



SUBSCRIBED AND SWORN TO BEFORE ME A NOTARY PUBLIC  
IN AND FOR THE COUNTY Pima  
THIS 22<sup>nd</sup> DAY OF March, 2019  
(month) and (year)

MY COMMISSION EXPIRES 3-3-2020  
(date)

[Signature]  
(signature of notary public)



Verification and Sworn Statement

Verification:

State of Arizona I, the undersigned of the  
(state name)

County of (county name): Maricopa

Name (owner or official) title: Gary P. Brasher - President

Company name: Rose Valley Water Company

RECEIVED  
APR 01 2019  
UTILITIES DIVISION - DIRECTOR'S OFFICE  
ARIZONA CORP COMMISSION

DO SAY THAT THIS ANNUAL UTILITY PROPERTY TAX AND SALES TAX REPORT TO THE ARIZONA CORPORATION COMMISSION.

FOR THE YEAR ENDING: 12/31/18

HAS BEEN PREPARED UNDER MY DIRECTION, FROM THE ORIGINAL BOOKS, PAPERS AND RECORDS OF SAID UTILITY; THAT I HAVE CAREFULLY EXAMINED THE SAME, AND DECLARE THE SAME TO BE A COMPLETE AND CORRECT STATEMENT OF BUSINESS AND AFFAIRS OF SAID UTILITY FOR THE PERIOD COVERED BY THIS REPORT IN RESPECT TO EACH AND EVERY MATTER AND THING SET FORTH, TO THE BEST OF MY KNOWLEDGE, INFORMATION AND BELIEF.

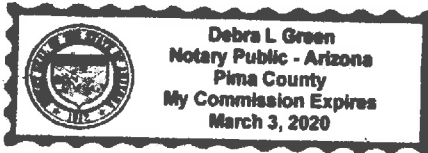
Sworn Statement: IN ACCORDANCE WITH THE REQUIREMENTS OF TITLE 40, ARTICLE 8, SECTION 40-401, ARIZONA REVISED STATUTES, IT IS HEREIN REPORTED THAT THE GROSS OPERATING REVENUE OF SAID UTILITY DERIVED FROM ARIZONA INTRASTATE UTILITY OPERATIONS DURING THE CALENDAR YEAR WAS:

Arizona Intrastate Gross Operating Revenues Only (\$)

\$1,374,566

(The amount in the box above includes

\$112,840 in sales taxes  
billed or collected)



[Signature]  
signature of owner/official

623-889-2275  
telephone no.

SUBSCRIBED AND SWORN TO BEFORE ME A NOTARY PUBLIC  
IN AND FOR THE COUNTY

THIS 19 DAY OF Pima (county name)  
March, 2019 (month) and (year)

MY COMMISSION EXPIRES 3-3-2020  
(date)

[Signature]  
(signature of notary public)

Verification and Sworn Statement (Residential Revenue)

Verification:

State of Arizona I, the undersigned of the  
(state name)

County of (county name): Maricopa  
Name (owner or official) title: Gary P. Brasher - President  
Company name: Rose Valley Water Company

RECEIVED  
APR 01 2019  
ARIZONA CORP COMMISSION  
DIVISION - DIRECTOR'S OFFICE

DO SAY THAT THIS ANNUAL UTILITY PROPERTY TAX AND SALES TAX REPORT TO THE ARIZONA CORPORATION COMMISSION.

FOR THE YEAR ENDING: 12/31/18

HAS BEEN PREPARED UNDER MY DIRECTION, FROM THE ORIGINAL BOOKS, PAPERS AND RECORDS OF SAID UTILITY; THAT I HAVE CAREFULLY EXAMINED THE SAME, AND DECLARE THE SAME TO BE A COMPLETE AND CORRECT STATEMENT OF BUSINESS AND AFFAIRS OF SAID UTILITY FOR THE PERIOD COVERED BY THIS REPORT IN RESPECT TO EACH AND EVERY MATTER AND THING SET FORTH, TO THE BEST OF MY KNOWLEDGE, INFORMATION AND BELIEF.

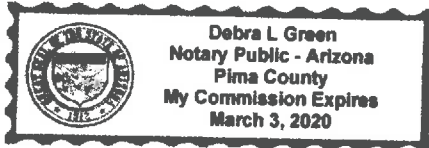
Sworn Statement: IN ACCORDANCE WITH THE REQUIREMENTS OF TITLE 40, ARTICLE 8, SECTION 40-401, ARIZONA REVISED STATUTES, IT IS HEREIN REPORTED THAT THE GROSS OPERATING REVENUE OF SAID UTILITY DERIVED FROM ARIZONA INTRASTATE UTILITY OPERATIONS RECEIVED FROM RESIDENTIAL CUSTOMERS DURING THE CALENDAR YEAR WAS:

Arizona Intrastate Gross Operating Revenues Only (\$)

\$1,124,598

(The amount in the box above includes

\$91,666 in sales taxes  
billed or collected)



[Signature]  
signature of owner/official

623-889-2275  
telephone no.

SUBSCRIBED AND SWORN TO BEFORE ME A NOTARY PUBLIC  
IN AND FOR THE COUNTY

Pima

(county name)

THIS 19

DAY OF March 2019  
(month) and (year)

MY COMMISSION EXPIRES

3-3-2020  
(date)

[Signature]  
(signature of notary public)