

Rec

ANNUAL REPORT

Of

Company Name: Rincon Water Company

Mailing Address: HC #70 Box 3601
Sahuarita AZ 85629

Docket No.: W-01723A
For the Year Ended: 12/31/19

RECEIVED
UTILITIES DIVISION
2020 MAR 31 A 10:53
ARIZONA CORPORATION
COMMISSION

WATER UTILITY

To

Arizona Corporation Commission

Due on April 15th

Email: rdelafuente@azcc.gov, mail or deliver the completed Annual Report to:
Arizona Corporation Commission
Compliance Section - Utilities Division
1200 West Washington Street
Phoenix, Arizona 85007

Application Type: Original Filing
Application Date: 2/7/2020

CALVERT & IVESTER, PLLC

CERTIFIED PUBLIC ACCOUNTANTS

2930 N Swan Road, Ste 209
TUCSON, AZ 85712

Voice (520) 325-1544
Fax (520) 327-6864

Dale R. Calvert, CPA
E-mail: dale@calvertandivester.com

Sara J. Ivester, CPA
Email: sara@calvertandivester.com

Board of Directors
Rincon Water Company
Sahuarita, Arizona

We have prepared from information provided to us by management the accompanying balance sheet of Rincon Water Company as of December 31, 2019 and 2018 and the related water comparative income statement and supplementary information contained in the schedule of utility plant in service, schedule of depreciation expense for the current year and schedule of long-term debt for the year then ended included in the accompanying prescribed form, Water Utility Annual Report. These financial statements were not subjected to any audit, review or compilation standards nor did we verify the accuracy or completeness of information provided by management. Accordingly, we do not express an opinion, a conclusion, nor provide any form of assurance on these financial statements.

These financial statements are presented in accordance with the requirements of the Arizona Corporation Commission which differ from a presentation in accordance with generally accepted accounting principles. Accordingly, these financial statements are not designed for those who are not informed about such differences.

We are not independent with respect to Rincon Water Company.

Calvert & Ivester, PLLC
Tucson, AZ

March 6, 2020

ARIZONA CORPORATION COMMISSION
WATER UTILITY ANNUAL REPORT

0

A Class Utility

1. For the Calendar Year Ended: 12/31/19

2. Address:
City: State: Zip Code:

3. Telephone Number:

4. Date of Original Organization of Utility:

5. Person to whom correspondence should be addressed concerning this report:

Name:
Telephone No. :
Address:
City: State: Zip Code:
Email:

6. On-Site Manager:

Name:
Telephone No. :
Address:
City: State: Zip Code:
Email:

7. Ownership:

8. Counties Served:

Rincon Water Company
 Annual Report
 Utility Plant in Service (Water)
 12/31/19

Utility Plant in Service (Water)							
Account No.	Description	Beginning Year Original Cost	Current Year Additions	Current Year Retirements	Adjusted Original Cost	Accumulated Depreciation	OCLD (OC less AD)
301	Organization	0	0	0	0	0	0
302	Franchises	1,549	0	0	1,549	0	1,549
303	Land and Land Rights	14,843	0	0	14,843	0	14,843
304	Structures and Improvements	80,825	0	0	80,825	80,825	0
305	Collecting & Improving Reservoirs	0	0	0	0	0	0
306	Lake, River, Canal Intakes	0	0	0	0	0	0
307	Wells and Springs	30,556	0	0	30,556	30,556	0
308	Infiltration Galleries	0	0	0	0	0	0
309	Supply Mains	0	0	0	0	0	0
310	Power Generation Equipment	0	0	0	0	0	0
311	Pumping Equipment	59,142	0	0	59,142	51,735	7,407
320	Water Treatment Equipment	0	0	0	0	0	0
320.1	Water Treatment Plants	0	0	0	0	(60,548)	60,548
320.2	Solution Chemical Feeders	0	0	0	0	0	0
320.3	Point-of-Use Treatment Devices	0	0	0	0	0	0
330	Distribution Reservoirs and Standpipes	0	0	0	0	0	0
330.1	Storage Tanks	167,023	0	0	167,023	167,023	0
330.2	Pressure Tanks	17,707	0	0	17,707	15,051	2,656
331	Transmission and Distribution Mains	903,095	0	0	903,095	888,815	14,279
333	Services	34,995	0	0	34,995	33,571	1,424
334	Meters and Meter Installations	12,665	0	0	12,665	12,665	0
335	Hydrants	0	0	0	0	0	0
336	Backflow Prevention Devices	0	0	0	0	0	0
339	Other Plant and Misc. Equipment	78,174	0	0	78,174	46,800	31,374
340	Office Furniture and Equipment	0	0	0	0	0	0
340.1	Computer & Software	0	0	0	0	0	0
341	Transportation Equipment	3,152	0	0	3,152	788	2,364
342	Stores Equipment	0	0	0	0	0	0
343	Tools, Shop and Garage Equipment	6,990	0	0	6,990	3,307	3,683
344	Laboratory Equipment	0	0	0	0	0	0
345	Power Operated Equipment	0	0	0	0	0	0
346	Communication Equipment	8,833	0	0	8,833	8,833	0
347	Miscellaneous Equipment	10,742	0	0	10,742	2,422	8,320
348	Other Tangible Plant	0	0	0	0	0	0
	Totals	1,430,290	0	0	1,430,290	1,281,843	148,447

Instructions: Fill out the Grey Cells with the relevant information. Input 0 or none if there is nothing recorded in that account or there is no applicable information to report.

Rincon Water Company
 Annual Report
 Depreciation Expense for the Current Year (Water)
 12/31/19

Depreciation Expense for the Current Year (Water)								
Account No.	Description	Beginning Year Original Cost	Current Year Additions	Current Year Retirements	Adjusted Original Cost	Fully Depreciated/Non-depreciable Plant	Depreciation Percentages	Depreciation Expense
301	Organization	0	0	0	0	0	0.00%	0
302	Franchises	1,549	0	0	1,549	1,549	0.00%	0
303	Land and Land Rights	14,843	0	0	14,843	14,843	0.00%	0
304	Structures and Improvements	80,825	0	0	80,825	80,825	5.00%	0
305	Collecting & Improving Reservoirs	0	0	0	0	0	0.00%	0
306	Lake, River, Canal Intakes	0	0	0	0	0	0.00%	0
307	Wells and Springs	30,556	0	0	30,556	30,556	0.00%	0
308	Infiltration Galleries	0	0	0	0	0	0.00%	0
309	Supply Mains	0	0	0	0	0	0.00%	0
310	Power Generation Equipment	0	0	0	0	0	0.00%	0
311	Pumping Equipment	59,142	0	0	59,142	0	5.00%	2,957
320	Water Treatment Equipment	0	0	0	0	0	0.00%	0
320.1	Water Treatment Plants	0	0	0	0	60,548	0.00%	0
320.2	Solution Chemical Feeders	0	0	0	0	0	0.00%	0
320.3	Point-of-Use Treatment Devices	0	0	0	0	0	0.00%	0
330	Distribution Reservoirs and Standpipes	0	0	0	0	0	0.00%	0
330.1	Storage Tanks	167,023	0	0	167,023	167,023	5.00%	0
330.2	Pressure Tanks	17,707	0	0	17,707	0	5.00%	885
331	Transmission and Distribution Mains	903,095	0	0	903,095	0	5.00%	45,155
333	Services	34,995	0	0	34,995	0	5.00%	1,750
334	Meters and Meter Installations	12,665	0	0	12,665	12,665	5.00%	0
335	Hydrants	0	0	0	0	0	0.00%	0
336	Backflow Prevention Devices	0	0	0	0	0	0.00%	0
339	Other Plant and Misc. Equipment	78,174	0	0	78,174	0	5.00%	3,909
340	Office Furniture and Equipment	0	0	0	0	0	0.00%	0
340.1	Computer & Software	0	0	0	0	0	0.00%	0
341	Transportation Equipment	3,152	0	0	3,152	0	5.00%	158
342	Stores Equipment	0	0	0	0	0	0.00%	0
343	Tools, Shop and Garage Equipment	6,990	0	0	6,990	0	5.00%	350
344	Laboratory Equipment	0	0	0	0	0	0.00%	0
345	Power Operated Equipment	0	0	0	0	0	0.00%	0
346	Communication Equipment	8,833	0	0	8,833	0	5.00%	220
347	Miscellaneous Equipment	10,741	0	0	10,741	0	5.00%	537
348	Other Tangible Plant	0	0	0	0	0	0.00%	0
	Subtotal	1,430,290	0	0	1,430,290	368,009		55,920

Contribution(s) in Aid of Construction (Gross)	\$141,875
Less: Non Amortizable Contribution(s)	141,875
Fully Amortized Contribution(s)	0
Amortizable Contribution(s)	\$0
Times: Proposed Amortization Rate	5.00%
Amortization of CIAC	\$0

Less: Amortization of CIAC

DEPRECIATION EXPENSE

Instructions: Fill out the Grey Cells with the relevant information. Input 0 or none if there is nothing recorded in that account or there is no applicable information to report.

Rincon Water Company
Annual Report
Balance Sheet Assets
12/31/19

Balance Sheet Assets				
	Assets		Balance at Beginning of Year (2019)	Balance at End of Year (2019)
Account No.	Current and Accrued Assets			
131	Cash		\$21,811	\$15,285
134	Working Funds		0	0
135	Temporary Cash Investments		75,617	87,657
141	Customer Accounts Receivable		3,728	3,751
146	Notes Receivable from Associated Companies		0	0
151	Plant Material and Supplies		0	0
162	Prepayments		0	0
174	Miscellaneous Current and Accrued Assets		0	0
	Total Current and Accrued Assets		\$101,156	\$106,693
Account No.	Fixed Assets			
101	Utility Plant in Service*		\$1,430,290	\$1,430,290
103	Property Held for Future Use		0	0
105	Construction Work in Progress		0	0
108	Accumulated Depreciation (enter as negative)*		(1,225,923)	(1,281,843)
121	Non-Utility Property		0	0
122	Accumulated Depreciation - Non Utility		0	0
	Total Fixed Assets		\$204,367	\$148,447
	Total Assets		\$305,523	\$255,140

Instructions: Fill out the Grey Cells with the relevant information. Input 0 or none if there is nothing recorded in that account or there is no applicable information to report.

*Note these items feed automatically from AR3 UPIS Page 3

Rincon Water Company
Annual Report
Balance Sheet Liabilities and Owners Equity

Balance Sheet Liabilities and Owners Equity				
	Liabilities		Balance at Beginning of Year (2019)	Balance at End of Year (2019)
Account No.	Current Liabilities			
231	Accounts Payable		\$0	\$0
232	Notes Payable (Current Portion)		0	0
234	Notes Payable to Associated Companies		0	0
235	Customer Deposits		3,744	3,360
236	Accrued Taxes		234	0
237	Accrued Interest		0	0
242	Miscellaneous Current and Accrued Liabilities		3,000	3,000
	Total Current Liabilities		\$6,978	\$6,360
	Long Term Debt			
224	Long Term Debt (Notes and Bonds)		\$0	\$0
	Deferred Credits			
251	Unamortized Premium on Debt		\$0	\$0
252	Advances in Aid of Construction		737,183	729,479
255	Accumulated Deferred Investment Tax Credits		0	0
271	Contributions in Aid of Construction		141,875	141,875
272	Less: Amortization of Contributions		0	0
281	Accumulated Deferred Income Tax		0	0
	Total Deferred Credits		\$879,058	\$871,354
	Total Liabilites		\$886,036	\$877,714
	Capital Accounts			
201	Common Stock Issued		\$588,857	\$588,857
211	Other Paid-In Capital		141,073	141,073
215	Retained Earnings		(1,310,443)	(1,352,504)
218	Proprietary Capital (Sole Props and Partnerships)		0	0
	Total Capital		(\$580,513)	(\$622,574)
	Total Liabilities and Capital		\$305,523	\$255,140

Instructions: Fill out the Grey Cells with the relevant information. Input 0 or none if there is nothing recorded in that account or there is no applicable information to report.

Note: Total liabilities and Capital must match total assets for the beginning and end of the year!

Rincon Water Company
Annual Report
Water Comparative Income Statement
12/31/19

Water Comparative Income Statement			
Account No.	Calendar Year	Current Year 01/01/2019 - 12/31/2019	Last Year 01/01/2018 - 12/31/2018
	Operating Revenue	\$57,558	\$62,208
461	Metered Water Revenue	0	0
460	Unmetered Water Revenue	0	0
462	Fire Protection Revenue	0	0
469	Guaranteed Revenues (Surcharges)	0	0
471	Miscellaneous Service Revenues	0	0
474	Other Water Revenue	0	0
	Total Revenues	\$57,558	\$62,208
	Operating Expenses		
601	Salaries and Wages	\$0	\$0
604	Employee Pensions and Benefits	0	0
610	Purchased Water	0	0
615	Purchased Power	4,854	5,265
618	Chemicals	0	0
620	Materials and Supplies	0	0
620.1	Repairs and Maintenance	14,539	7,525
620.2	Office Supplies and Expense	2,113	879
630	Contractual Services	596	0
631	Contractual Services -Engineering	0	0
632	Contractual Services - Accounting	2,355	3,580
633	Contractual Services - Legal	0	0
634	Contractual Services - Management Fees	7,435	4,200
635	Contractual Services - Water Testing	971	1,180
636	Contractual Services - Other	1,250	1,485
640	Rents	0	0
641	Rental of Building/Real Property	0	0
642	Rental of Equipment	0	96
650	Transportation Expenses	0	177
657	Insurance - General Liability	2,873	2,839
657.1	Insurance - Health and Life	697	1,194
665	Regulatory Commission Expense - Rate	45	45
670	Bad Debt Expense	0	1,524
675	Miscellaneous Expense	1,855	4,118
403	Depreciation Expense (From Schedule AR4)	55,920	56,378
408	Taxes Other Than Income	0	0
408.11	Property Taxes	4,155	3,992
409	Income Taxes	0	0
427.1	Customer Security Deposit Interest	0	0
	Total Operating Expenses	\$99,658	\$94,477
	Operating Income / (Loss)	(\$42,100)	(\$32,269)
	Other Income / (Expense)		
419	Interest and Dividend Income	\$40	\$36
421	Non-Utility Income	0	0
426	Miscellaneous Non-Utility (Expense)	0	0
427	Interest (Expense)	0	(27)
	Total Other Income / (Expense)	\$40	\$9
	Net Income / (Loss)	(\$42,060)	(\$32,260)

Instructions: Fill out the Grey Cells with the relevant information. Input 0 or none if there is nothing recorded in that account or there is no applicable information to report.

Full time equivalent employees

	Direct Company	Outside service	Total
President	None	None	0.0
Vice-president	None	None	0.0
Manager	None	None	0.0
Engineering Staff	None	None	0.0
System Operator(s)	None	None	0.0
Meter reader	None	None	0.0
Customer Service	None	None	0.0
Accounting	None	None	0.0
Business Office	None	None	0.0
Rates Department	None	None	0.0
Administrative Staff	None	None	0.0
Other	None	None	0.0
Total	0.0	0.0	0.0

Instructions: Fill out the Grey Cells with the relevant information. Input 0 or none if there is nothing recorded in that account or there is no applicable information to report. A full-time employee is based on 2080 total hours per year. Please calculate partial employees using 2080 hours.

Rincon Water Company
 Annual Report
 Supplemental Financial Data (Long-Term Debt)
 12/31/19

Supplemental Financial Data (Long-Term Debt)				
	Loan #1	Loan #2	Loan #3	Loan #4
Date Issued	NONE	NONE	NONE	NONE
Source of Loan				
ACC Decision No.				
Reason for Loan				
Dollar Amt. Issued				
Amount Outstanding				
Date of Maturity				
Interest Rate				
Current Year Interest				
Current Year Principal				

Meter Deposit Balance at Test Year End:	\$3,360
---	---------

Meter Deposits Refunded During the Test Year:	\$384
---	-------

List all bonds, notes, loans, and other types of indebtedness in which the proceeds were used in the provision of public utility service. Indebtedness incurred for personal uses by the owner of the utility should not be listed. Input 0 or none if there is nothing to report for that cell.

Water Utility Plant Description

Name of the System:	Rincon Water Company	
ADEQ Public Water System Number:		AZ0410144
ADWR PCC Number:		N/A

MAINS		
Sizes (inches)	Material	Length (feet)
2	PVC	1,000
3	NA	0
4	PVC	6,100
5	NA	0
6	Transite	40,900
8	PVC	2,377
10	NA	0
12	NA	0
6	PVC	33,033

CUSTOMER METERS	
Size (inches)	Quantity
1	73

SERVICE LINES	
Material	Percent of system
Copper	2%

BOOSTER PUMPS		
Horsepower	GPM	Quantity
20	210	2
40	350	1
30	265	2
60	500	1

FIRE HYDRANTS	
Type	Quantity
Standard *	20
Other	0

STORAGE TANKS		
Capacity (gallons)	Material	Quantity
186,000	Steel	1
20,000	Steel	1
140,000	Steel	1

PRESSURE/BLADDER TANKS		
Capacity (gallons)	Material	Quantity
5,000	Steel	2

Instructions: Fill out the Grey Cells with the relevant information. Input 0 or none if there is nothing recorded in that account or there is no applicable information to report. Copy and paste this sheet as many times as is necessary

* A standard fire hydrant has two 2.5 inch hose connection nozzles with 7.5 threads per inch, and one 4.5 inch pumper connection nozzle with 4 threads per inch.

Water Utility Plant Description (Continued)

For the following three items, list the utility owned assets in each category for each system.

TREATMENT EQUIPMENT:	None
STRUCTURES:	Water Plant with 2 buildings and a pond, all located on a fenced site
OTHER:	None

Instructions: Fill out the Grey Cells with the relevant information. Input 0 or none if there is nothing recorded in that account or there is no applicable information to report. Copy and paste this sheet as many times as is necessary

Customer and Other Information	
Name of the System:	Rincon Water Company
ADEQ Public Water System Number:	AZ0410144
ADWR PCC Number:	N/A

Month	Number of Customers				Other Non-Residential
	Single-Family	Multi-Family	Commercial	Turf/Irrigation	
January	72				
February	73				
March	72				
April	72				
May	74				
June	72				
July	72				
August	72				
September	72				
October	73				
November	73				
December	73				

If the system has fire hydrants, what is the fire flow requirements? GPM for hrs.

Does the system have chlorination treatment?

Does the Company have an ADWR Gallons Per Capita Per Day (GCPCPD) requirement?

If yes, provide the GPCPD amount:

Is the Water Utility located in an ADWR Active Management Area (AMA)?

If yes, which AMA?

Instructions: Fill out the Grey Cells with the relevant information. Input 0 or none if there is nothing recorded in that account or there is no applicable information to report. Copy and paste this sheet as many times as is necessary

Property Taxes	
-----------------------	--

Amount of actual property taxes paid during Calendar Year 2019 was	\$4,155
--	---------

If no property taxes paid, explain why.

All property taxes paid in full

Instructions: Fill out the Grey Cells with the relevant information. Input 0 or none if there is nothing recorded in that account or there is no applicable information to report.



PIMA COUNTY TREASURER'S OFFICE

*Beth Ford, CPA
Pima County Treasurer*

240 North Stone Avenue
Tucson AZ, 85701-1199
(520) 724-8341

PIMA COUNTY TAX RECEIPT

**RINCON WATER CO
ATTN: KAREN HARTWELL
HC 70 BOX 3601
SAHAURITA AZ 85629-9324**

PAID BY: Lockbox
PROPERTY LOCATION: No Location Data Available
TOTAL TAX: \$ 3,176.39

PROPERTY TYPE: Secured, Centrally Assessed

PAYMENT DETAIL

Receipt No.	State Code	Tax Year	Install No.	Payment Description	Payment Date	Payment
7218161	922320000	2019	1	Tax Payment	11/08/2019	1,588.20
7218161	922320000	2019	2	Tax Payment	11/08/2019	1,588.19
Total Payment						\$ 3,176.39
Remaining Amount						\$ 0.00

Remaining amount does NOT include interest, penalties or other charges on delinquent taxes.
Please call the Treasurer's Office at 520-724-8341 for payoff amount.

THERE WILL BE A \$25 CHARGE FOR EACH RETURNED CHECK
AND THE ACCOUNT WILL REVERT TO AN UNPAID STATUS

THIS IS NOT A BILL

Thank you for your payment!



PIMA COUNTY TREASURER'S OFFICE

Beth Ford, CPA
Pima County Treasurer

240 North Stone Avenue
Tucson AZ, 85701-1199
(520) 724-8341

PIMA COUNTY TAX RECEIPT

RINCON WATER COMPANY INC
ATTN: KAREN HARTWELL
HC 70 BOX 3601
SAHUARITA AZ 85629-9306

PAID BY: Lockbox
PROPERTY LOCATION: No Location Data Available
CAGR D FEE: \$ 31.04
TOTAL TAX: \$ 9.17

PROPERTY TYPE: Real Estate

PAYMENT DETAIL

Receipt No.	State Code	Tax Year	Install No.	Payment Description	Payment Date	Payment
7218158	205647200	2019	1	Tax Payment	11/08/2019	9.17
7218158	205647200	2019	1	CAGR D Membership Fee Payment	11/08/2019	31.04
Total Payment						\$ 40.21
Remaining Amount						\$ 0.00

Remaining amount does NOT include interest, penalties or other charges on delinquent taxes.
Please call the Treasurer's Office at 520-724-8341 for payoff amount.

THERE WILL BE A \$25 CHARGE FOR EACH RETURNED CHECK
AND THE ACCOUNT WILL REVERT TO AN UNPAID STATUS

THIS IS NOT A BILL

Thank you for your payment!



PIMA COUNTY TREASURER'S OFFICE

Beth Ford, CPA
Pima County Treasurer

240 North Stone Avenue
Tucson AZ, 85701-1199
(520) 724-8341

PIMA COUNTY TAX RECEIPT

RINCON WATER CO
HC 70 BOX 3601
SAHUARITA AZ 85629-9306

PAID BY: Lockbox

PROPERTY TYPE: Real Estate

PROPERTY LOCATION: No Location Data Available

TOTAL TAX: \$ 927.58

PAYMENT DETAIL

Receipt No.	State Code	Tax Year	Install No.	Payment Description	Payment Date	Payment
7218160	20585004U	2019	1	Tax Payment	11/08/2019	463.79
7218160	20585004U	2019	2	Tax Payment	11/08/2019	463.79
Total Payment						\$ 927.58
Remaining Amount						\$ 0.00

Remaining amount does NOT include interest, penalties or other charges on delinquent taxes.
Please call the Treasurer's Office at 520-724-8341 for payoff amount.

THERE WILL BE A \$25 CHARGE FOR EACH RETURNED CHECK
AND THE ACCOUNT WILL REVERT TO AN UNPAID STATUS

THIS IS NOT A BILL

Thank you for your payment!

Fax (520) 724-4809
www.to.pima.gov



PIMA COUNTY TREASURER'S OFFICE

Beth Ford, CPA
Pima County Treasurer

240 North Stone Avenue
Tucson AZ, 85701-1199
(520) 724-8341

PIMA COUNTY TAX RECEIPT

RINCON WATER CO
HC 70 BOX 3601
SAHUARITA AZ 85629-9306

PAID BY: Lockbox

PROPERTY TYPE: Real Estate

PROPERTY LOCATION: No Location Data Available

TOTAL TAX: \$ 11.30

PAYMENT DETAIL

Receipt No.	State Code	Tax Year	Install No.	Payment Description	Payment Date	Payment
7218159	20585004R	2019	1	Tax Payment	11/08/2019	11.30
Total Payment						\$ 11.30
Remaining Amount						\$ 0.00

Remaining amount does NOT include interest, penalties or other charges on delinquent taxes.
Please call the Treasurer's Office at 520-724-8341 for payoff amount.

THERE WILL BE A \$25 CHARGE FOR EACH RETURNED CHECK
AND THE ACCOUNT WILL REVERT TO AN UNPAID STATUS

THIS IS NOT A BILL

Thank you for your payment!

Fax (520)724-4809
www.to.pima.gov

Verification and Sworn Statement (Taxes)

Verification: State of Arizona I, the undersigned of the
(state name)

County of (county name): Pima
Name (owner or official) title: Teralyn Thornsberry, President
Company name: Rincon Water Company

DO SAY THAT THIS ANNUAL UTILITY PROPERTY TAX AND SALES TAX REPORT TO THE ARIZONA CORPORATION COMMISSION.

FOR THE YEAR ENDING: 12/31/19

HAS BEEN PREPARED UNDER MY DIRECTION, FROM THE ORIGINAL BOOKS, PAPERS AND RECORDS OF SAID UTILITY; THAT I HAVE CAREFULLY EXAMINED THE SAME, AND DECLARE THE SAME TO BE A COMPLETE AND CORRECT STATEMENT OF BUSINESS AND AFFAIRS OF SAID UTILITY FOR THE PERIOD COVERED BY THIS REPORT IN RESPECT TO EACH AND EVERY MATTER AND THING SET FORTH, TO THE BEST OF MY KNOWLEDGE, INFORMATION AND BELIEF.

Sworn Statement: I HEREBY ATTEST THAT ALL PROPERTY TAXES FOR SAID COMPANY ARE CURRENT AND PAID IN FULL.

I HEREBY ATTEST THAT ALL SALES TAXES FOR SAID COMPANY ARE CURRENT AND PAID IN FULL.

RECEIVED
UTILITIES DIVISION
2020 MAR 31 A 10:53
ARIZONA CORPORATION
COMMISSION


[Signature]
signature of owner/official

(520) 625-1671
telephone no.

SUBSCRIBED AND SWORN TO BEFORE ME A NOTARY PUBLIC
IN AND FOR THE COUNTY

THIS 25 DAY OF Pima
(county name)
march 2020
(month) and (year)

MY COMMISSION EXPIRES 21 Aug 2023
(date)



[Signature]
(signature of notary public)

Verification and Sworn Statement

Verification:

State of Arizona I, the undersigned of the
(state name)
County of (county name): Pima
Name (owner or official) title: Teralyn Thornsberry, President
Company name: Rincon Water Company

DO SAY THAT THIS ANNUAL UTILITY PROPERTY TAX AND SALES TAX REPORT TO THE ARIZONA CORPORATION COMMISSION.

FOR THE YEAR ENDING: 12/31/19

HAS BEEN PREPARED UNDER MY DIRECTION, FROM THE ORIGINAL BOOKS, PAPERS AND RECORDS OF SAID UTILITY; THAT I HAVE CAREFULLY EXAMINED THE SAME, AND DECLARE THE SAME TO BE A COMPLETE AND CORRECT STATEMENT OF BUSINESS AND AFFAIRS OF SAID UTILITY FOR THE PERIOD COVERED BY THIS REPORT IN RESPECT TO EACH AND EVERY MATTER AND THING SET FORTH, TO THE BEST OF MY KNOWLEDGE, INFORMATION AND BELIEF.

Sworn Statement: IN ACCORDANCE WITH THE REQUIREMENTS OF TITLE 40, ARTICLE 8, SECTION 40-401, ARIZONA REVISED STATUTES, IT IS HEREIN REPORTED THAT THE GROSS OPERATING REVENUE OF SAID UTILITY DERIVED FROM ARIZONA INTRASTATE UTILITY OPERATIONS DURING THE CALENDAR YEAR WAS:

RECEIVED
UTILITIES DIVISION
2020 MAR 31 A 10:53
ARIZONA CORPORATION
COMMISSION

Arizona Intrastate Gross Operating Revenues Only (\$)

\$57,558

(The amount in the box above includes

\$3,573 in sales taxes
billed or collected)

[Handwritten Signature]

signature of owner/official

(520) 625-1671

telephone no.

SUBSCRIBED AND SWORN TO BEFORE ME A NOTARY PUBLIC
IN AND FOR THE COUNTY

Pima

(county name)

THIS 25

DAY OF


March 2020

(month) and (year)

MY COMMISSION EXPIRES

Aug 21, 2023

(date)



[Handwritten Signature]
Kathy Frances Rusick
(signature of notary public)

Verification and Sworn Statement (Residential Revenue)

Verification:

State of Arizona I, the undersigned of the
(state name)

County of (county name): Pima
Name (owner or official) title: Terilyn Thornsberry, President
Company name: Rincon Water Company

DO SAY THAT THIS ANNUAL UTILITY PROPERTY TAX AND SALES TAX REPORT TO THE ARIZONA CORPORATION COMMISSION.

FOR THE YEAR ENDING: 12/31/19

HAS BEEN PREPARED UNDER MY DIRECTION, FROM THE ORIGINAL BOOKS, PAPERS AND RECORDS OF SAID UTILITY; THAT I HAVE CAREFULLY EXAMINED THE SAME, AND DECLARE THE SAME TO BE A COMPLETE AND CORRECT STATEMENT OF BUSINESS AND AFFAIRS OF SAID UTILITY FOR THE PERIOD COVERED BY THIS REPORT IN RESPECT TO EACH AND EVERY MATTER AND THING SET FORTH, TO THE BEST OF MY KNOWLEDGE, INFORMATION AND BELIEF.

Sworn Statement: IN ACCORDANCE WITH THE REQUIREMENTS OF TITLE 40, ARTICLE 8, SECTION 40-401, ARIZONA REVISED STATUTES, IT IS HEREIN REPORTED THAT THE GROSS OPERATING REVENUE OF SAID UTILITY DERIVED FROM ARIZONA INTRASTATE UTILITY OPERATIONS RECEIVED FROM RESIDENTIAL CUSTOMERS DURING THE CALENDAR YEAR WAS:

Arizona Intrastate Gross Operating Revenues Only (\$)

\$57,558

(The amount in the box above includes

\$3,573 in sales taxes
billed or collected)

RECEIVED
UTILITIES DIVISION
2020 MAR 31 A 10:53
ARIZONA CORPORATION
COMMISSION


signature of owner/official


(520) 625-1671
telephone no.


SUBSCRIBED AND SWORN TO BEFORE ME A NOTARY PUBLIC
IN AND FOR THE COUNTY

Pima
(county name)

THIS 25 DAY OF March 2020
(month) and (year)

MY COMMISSION EXPIRES Aug 21, 2023
(date)




(signature of notary public)