

**ANNUAL REPORT**

Of

Company Name: Rincon Water Company

Mailing Address: HC #70 Box 3601  
Sahuarita AZ 85629

Docket No.: W-01723A  
For the Year Ended: 12/31/18

RECEIVED  
APR 01 2019  
ARIZONA CORP COMMISSION  
UTILITIES DIVISION - DIRECTOR'S OFFICE

**WATER UTILITY**

To

Arizona Corporation Commission

**Due on April 15th**

Email: rdelafuente@azcc.gov, mail or deliver the completed Annual Report to:  
Arizona Corporation Commission  
Compliance Section - Utilities Division  
1200 West Washington Street  
Phoenix, Arizona 85007

Application Type: Original Filing

Application Date: 1/22/2019

4-10-19

# CALVERT & IVESTER, PLLC

CERTIFIED PUBLIC ACCOUNTANTS

2930 N Swan Road, Ste 209  
TUCSON, AZ 85712

-----  
Voice (520) 325-1544  
Fax (520) 327-6864

Dale R. Calvert, CPA  
E-mail: [dale@calvertandivester.com](mailto:dale@calvertandivester.com)

Sara J. Ivester, CPA  
Email: [sara@calvertandivester.com](mailto:sara@calvertandivester.com)

Board of Directors  
Rincon Water Company  
Sahuarita, Arizona

We have prepared from information provided to us by management the accompanying balance sheet of Rincon Water Company as of December 31, 2018 and 2017 and the related water comparative income statement and supplementary information contained in the schedule of utility plant in service, schedule of depreciation expense for the current year and schedule of long-term debt for the year then ended included in the accompanying prescribed form, Water Utility Annual Report. These financial statements were not subjected to any audit, review or compilation standards nor did we verify the accuracy or completeness of information provided by management. Accordingly, we do not express an opinion, a conclusion, nor provide any form of assurance on these financial statements.

These financial statements are presented in accordance with the requirements of the Arizona Corporation Commission which differ from a presentation in accordance with generally accepted accounting principles. Accordingly, these financial statements are not designed for those who are not informed about such differences.

We are not independent with respect to Rincon Water Company.

*Calvert & Ivester, PLLC*  
Tucson, AZ

March 14, 2019

ARIZONA CORPORATION COMMISSION  
WATER UTILITY ANNUAL REPORT

0

A Class  Utility

1. For the Calendar Year Ended: 12/31/18

2. Address: 

HC #70 Box 3601					
City:	Sahuarita	State:	Arizona	Zip Code:	85629

3. Telephone Number: (520) 625-1671

4. Date of Original Organization of Utility: 6/10/1959

5. Person to whom correspondence should be addressed concerning this report:

Name: Michael Urman  
Telephone No. : (520) 325-5000  
Address: 2525 E Broadway Blvd #200  
City: Tucson State: Arizona Zip Code: 85716  
Email: N/A

6. On-Site Manager:

Name: Karen Hartwell  
Telephone No. : (520) 625-1671  
Address: HC #70 Box 3601  
City: Sahuarita State: Arizona Zip Code: 85629  
Email: N/A

7. Ownership: "S" Corporation

8. Counties Served: Pima

Utility Plant in Service (Water)							
Account No.	Description	Beginning Year Original Cost	Current Year Additions	Current Year Retirements	Adjusted Original Cost	Accumulated Depreciation	OCLD (OC less AD)
301	Organization	0	0	0	0	0	0
302	Franchises	1,549	0	0	1,549	0	1,549
303	Land and Land Rights	14,843	0	0	14,843	0	14,843
304	Structures and Improvements	80,825	0	0	80,825	80,825	0
305	Collecting & Improving Reservoirs	0	0	0	0	0	0
306	Lake, River, Canal Intakes	0	0	0	0	0	0
307	Wells and Springs	30,556	0	0	30,556	30,556	0
308	Infiltration Galleries	0	0	0	0	0	0
309	Supply Mains	0	0	0	0	0	0
310	Power Generation Equipment	0	0	0	0	0	0
311	Pumping Equipment	59,142	0	0	59,142	48,778	10,364
320	Water Treatment Equipment	0	0	0	0	0	0
320.1	Water Treatment Plants	0	0	0	0	(60,548)	60,548
320.2	Solution Chemical Feeders	0	0	0	0	0	0
320.3	Point-of-Use Treatment Devices	0	0	0	0	0	0
330	Distribution Reservoirs and Standpipes	0	0	0	0	0	0
330.1	Storage Tanks	167,023	0	0	167,023	167,023	0
330.2	Pressure Tanks	17,707	0	0	17,707	14,166	3,541
331	Transmission and Distribution Mains	903,095	0	0	903,095	843,660	59,435
333	Services	34,995	0	0	34,995	31,821	3,173
334	Meters and Meter Installations	12,665	0	0	12,665	12,665	0
335	Hydrants	0	0	0	0	0	0
336	Backflow Prevention Devices	0	0	0	0	0	0
339	Other Plant and Misc. Equipment	78,174	0	0	78,174	42,891	35,282
340	Office Furniture and Equipment	0	0	0	0	0	0
340.1	Computer & Software	0	0	0	0	0	0
341	Transportation Equipment	3,152	0	0	3,152	630	2,521
342	Stores Equipment	0	0	0	0	0	0
343	Tools, Shop and Garage Equipment	3,030	3,960	0	6,990	2,958	4,032
344	Laboratory Equipment	0	0	0	0	0	0
345	Power Operated Equipment	0	0	0	0	0	0
346	Communication Equipment	8,833	0	0	8,833	8,613	220
347	Miscellaneous Equipment	2,246	8,495	0	10,741	1,885	8,857
348	Other Tangible Plant	0	0	0	0	0	0
	<b>Totals</b>	<b>1,417,835</b>	<b>12,455</b>	<b>0</b>	<b>1,430,290</b>	<b>1,225,923</b>	<b>204,365</b>

**Instructions:** Fill out the Grey Cells with the relevant information. Input 0 or none if there is nothing recorded in that account or there is no applicable information to report.

Rincon Water Company  
 Annual Report  
 Depreciation Expense for the Current Year (Water)  
 12/31/18

Depreciation Expense for the Current Year (Water)								
Account No.	Description	Beginning Year Original Cost	Current Year Additions	Current Year Retirements	Adjusted Original Cost	Fully Depreciated/Non-depreciable Plant	Depreciation Percentages	Depreciation Expense
301	Organization	0	0	0	0	0	0.00%	0
302	Franchises	1,549	0	0	1,549	1,549	0.00%	0
303	Land and Land Rights	14,843	0	0	14,843	14,843	0.00%	0
304	Structures and Improvements	80,825	0	0	80,825	0	5.00%	236
305	Collecting & Improving Reservoirs	0	0	0	0	0	0.00%	0
306	Lake, River, Canal Intakes	0	0	0	0	0	0.00%	0
307	Wells and Springs	30,556	0	0	30,556	30,556	0.00%	0
308	Infiltration Galleries	0	0	0	0	0	0.00%	0
309	Supply Mains	0	0	0	0	0	0.00%	0
310	Power Generation Equipment	0	0	0	0	0	0.00%	0
311	Pumping Equipment	59,142	0	0	59,142	0	5.00%	2,957
320	Water Treatment Equipment	0	0	0	0	0	0.00%	0
320.1	Water Treatment Plants	0	0	0	0	60,548	0.00%	0
320.2	Solution Chemical Feeders	0	0	0	0	0	0.00%	0
320.3	Point-of-Use Treatment Devices	0	0	0	0	0	0.00%	0
330	Distribution Reservoirs and Standpipes	0	0	0	0	0	0.00%	0
330.1	Storage Tanks	167,023	0	0	167,023	167,023	5.00%	0
330.2	Pressure Tanks	17,707	0	0	17,707	0	5.00%	885
331	Transmission and Distribution Mains	903,095	0	0	903,095	0	5.00%	45,155
333	Services	34,995	0	0	34,995	0	5.00%	1,750
334	Meters and Meter Installations	12,665	0	0	12,665	12,665	5.00%	0
335	Hydrants	0	0	0	0	0	0.00%	0
336	Backflow Prevention Devices	0	0	0	0	0	0.00%	0
339	Other Plant and Misc. Equipment	78,174	0	0	78,174	0	5.00%	3,909
340	Office Furniture and Equipment	0	0	0	0	0	0.00%	0
340.1	Computer & Software	0	0	0	0	0	0.00%	0
341	Transportation Equipment	3,152	0	0	3,152	0	5.00%	158
342	Stores Equipment	0	0	0	0	0	0.00%	0
343	Tools, Shop and Garage Equipment	3,030	3,960	0	6,990	0	5.00%	350
344	Laboratory Equipment	0	0	0	0	0	0.00%	0
345	Power Operated Equipment	0	0	0	0	0	0.00%	0
346	Communication Equipment	8,833	0	0	8,833	0	5.00%	442
347	Miscellaneous Equipment	2,246	8,495	0	10,741	0	5.00%	537
348	Other Tangible Plant	0	0	0	0	0	0.00%	0
	<b>Subtotal</b>	<b>1,417,835</b>	<b>12,455</b>	<b>0</b>	<b>1,430,290</b>	<b>287,184</b>		<b>56,378</b>

Contribution(s) in Aid of Construction (Gross)	\$141,875
Less: Non Amortizable Contribution(s)	141,875
Fully Amortized Contribution(s)	0
Amortizable Contribution(s)	\$0
Times: Proposed Amortization Rate	5.00%
<b>Amortization of CIAC</b>	<b>\$0</b>

Less: Amortization of CIAC

**DEPRECIATION EXPENSE**

**Instructions:** Fill out the Grey Cells with the relevant information. Input 0 or none if there is nothing recorded in that account or there is no applicable information to report.

Rincon Water Company  
Annual Report  
Balance Sheet Assets  
12/31/18

Balance Sheet Assets				
	Assets		Balance at Beginning of Year (2018)	Balance at End of Year (2018)
Account No.	<b>Current and Accrued Assets</b>			
131	Cash		\$19,160	\$21,811
134	Working Funds		0	0
135	Temporary Cash Investments		72,581	75,617
141	Customer Accounts Receivable		5,725	3,728
146	Notes Receivable from Associated Companies		0	0
151	Plant Material and Supplies		0	0
162	Prepayments		0	0
174	Miscellaneous Current and Accrued Assets		0	0
	<b>Total Current and Accrued Assets</b>		\$97,466	\$101,156
Account No.	<b>Fixed Assets</b>			
101	Utility Plant in Service*		\$1,417,835	\$1,430,290
103	Property Held for Future Use		0	0
105	Construction Work in Progress		0	0
108	Accumulated Depreciation (enter as negative)*		(1,169,545)	(1,225,923)
121	Non-Utility Property		0	0
122	Accumulated Depreciation - Non Utility		0	0
	<b>Total Fixed Assets</b>		\$248,290	\$204,367
	<b>Total Assets</b>		\$345,756	\$305,523

**Instructions:** Fill out the Grey Cells with the relevant information. Input 0 or none if there is nothing recorded in that account or there is no applicable information to report.

\*Note these items feed automatically from AR3 UPIS Page 3

Rincon Water Company  
Annual Report  
Balance Sheet Liabilities and Owners Equity

Balance Sheet Liabilities and Owners Equity				
	Liabilities		Balance at Beginning of Year (2018)	Balance at End of Year (2018)
Account No.	<b>Current Liabilities</b>			
231	Accounts Payable		\$522	\$0
232	Notes Payable (Current Portion)		0	0
234	Notes Payable to Associated Companies		0	0
235	Customer Deposits		2,219	3,744
236	Accrued Taxes		258	234
237	Accrued Interest		0	0
242	Miscellaneous Current and Accrued Liabilities		3,000	3,000
	<b>Total Current Liabilities</b>		\$5,999	\$6,978
	<b>Long Term Debt</b>			
224	Long Term Debt (Notes and Bonds)		\$0	\$0
	<b>Deferred Credits</b>			
251	Unamortized Premium on Debt		\$0	\$0
252	Advances in Aid of Construction		746,135	737,183
255	Accumulated Deferred Investment Tax Credits		0	0
271	Contributions in Aid of Construction		141,875	141,875
272	Less: Amortization of Contributions		0	0
281	Accumulated Deferred Income Tax		0	0
	<b>Total Deferred Credits</b>		\$888,010	\$879,058
	<b>Total Liabilities</b>		\$894,009	\$886,036
	<b>Capital Accounts</b>			
201	Common Stock Issued		\$588,857	\$588,857
211	Other Paid-In Capital		141,073	141,073
215	Retained Earnings		(1,278,183)	(1,310,443)
218	Proprietary Capital (Sole Props and Partnerships)		0	0
	<b>Total Capital</b>		(\$548,253)	(\$580,513)
	<b>Total Liabilities and Capital</b>		\$345,756	\$305,523

**Instructions:** Fill out the Grey Cells with the relevant information. Input 0 or none if there is nothing recorded in that account or there is no applicable information to report.

**Note:** Total liabilities and Capital must match total assets for the beginning and end of the year!

Rincon Water Company  
Annual Report  
Water Comparative Income Statement  
12/31/18

<b>Water Comparative Income Statement</b>			
Account No.	Calendar Year	Current Year 01/01/2018 - 12/31/2018	Last Year 01/01/2017 - 12/31/2017
	<b>Operating Revenue</b>	\$62,208	\$63,267
461	Metered Water Revenue	0	0
460	Unmetered Water Revenue	0	0
462	Fire Protection Revenue	0	0
469	Guaranteed Revenues (Surcharges)	0	0
471	Miscellaneous Service Revenues	0	0
474	Other Water Revenue	0	0
	<b>Total Revenues</b>	\$62,208	\$63,267
	<b>Operating Expenses</b>		
601	Salaries and Wages	\$0	\$0
604	Employee Pensions and Benefits	0	0
610	Purchased Water	0	0
615	Purchased Power	5,265	5,417
618	Chemicals	0	0
620	Materials and Supplies	0	0
620.1	Repairs and Maintenance	7,525	17,862
620.2	Office Supplies and Expense	879	878
630	Contractual Services	0	0
631	Contractual Services -Engineering	0	0
632	Contractual Services - Accounting	3,580	3,350
633	Contractual Services - Legal	0	0
634	Contractual Services - Management Fees	4,200	4,200
635	Contractual Services - Water Testing	1,180	1,367
636	Contractual Services - Other	1,485	1,570
640	Rents	0	0
641	Rental of Building/Real Property	0	0
642	Rental of Equipment	96	0
650	Transportation Expenses	177	0
657	Insurance - General Liability	2,839	2,792
657.1	Insurance - Health and Life	1,194	1,194
665	Regulatory Commission Expense - Rate	45	45
670	Bad Debt Expense	1,524	0
675	Miscellaneous Expense	4,118	1,760
403	Depreciation Expense (From Schedule AR4)	56,378	59,600
408	Taxes Other Than Income	0	0
408.11	Property Taxes	3,992	4,068
409	Income Taxes	0	0
427.1	Customer Security Deposit Interest	0	0
	<b>Total Operating Expenses</b>	\$94,477	\$104,103
	<b>Operating Income / (Loss)</b>	(\$32,269)	(\$40,836)
	<b>Other Income / (Expense)</b>		
419	Interest and Dividend Income	\$36	\$34
421	Non-Utility Income	0	208
426	Miscellaneous Non-Utility (Expense)	0	0
427	Interest (Expense)	(27)	0
	<b>Total Other Income / (Expense)</b>	\$9	\$242
	<b>Net Income / (Loss)</b>	(\$32,260)	(\$40,594)

**Instructions:** Fill out the Grey Cells with the relevant information. Input 0 or none if there is nothing recorded in that account or there is no applicable information to report.



**Full time equivalent employees**

	Direct Company	Outside service	Total
President	None	None	0.0
Vice-president	None	None	0.0
Manager	None	None	0.0
Engineering Staff	None	None	0.0
System Operator(s)	None	None	0.0
Meter reader	None	None	0.0
Customer Service	None	None	0.0
Accounting	None	None	0.0
Business Office	None	None	0.0
Rates Department	None	None	0.0
Administrative Staff	None	None	0.0
Other	None	None	0.0
<b>Total</b>	0.0	0.0	0.0

**Instructions:** Fill out the Grey Cells with the relevant information. Input 0 or none if there is nothing recorded in that account or there is no applicable information to report. A full-time employee is based on 2080 total hours per year. Please calculate partial employees using 2080 hours.

Rincon Water Company  
 Annual Report  
 Supplemental Financial Data (Long-Term Debt)  
 12/31/18

Supplemental Financial Data (Long-Term Debt)				
	Loan #1	Loan #2	Loan #3	Loan #4
Date Issued	NONE	NONE	NONE	NONE
Source of Loan				
ACC Decision No.				
Reason for Loan				
Dollar Amt. Issued				
Amount Outstanding				
Date of Maturity				
Interest Rate				
Current Year Interest				
Current Year Principal				

Meter Deposit Balance at Test Year End:	\$3,744
---	---------

Meter Deposits Refunded During the Test Year:	\$1,440
---	---------

*List all bonds, notes, loans, and other types of indebtedness in which the proceeds were used in the provision of public utility service. Indebtedness incurred for personal uses by the owner of the utility should not be listed. Input 0 or none if there is nothing to report for that cell.*

Well and Water Usage									
Name of the System:		Rincon Water Company							
ADEQ Public Water System Number:		AZ0410144							
ADWR PCC Number:		N/A							
Well registry 55# (55-XXXXXX):	Pump Horsepower	Pump Yield (gpm)	Casing Depth (feet)	Casing Diameter (inches)	Pump Motor Type **	Year Drilled	Meter Size (inches)	How measured:	Active
607531	15	1,550	280	12	Turbine	1982	4	metered	Yes
607532	CAPPED								No
607533	NOT IN SERVICE								No

Name of system water delivered to:

ADWR PCC Number:

Source of water delivered to another system:

Name of system water received from:

ADWR PCC Number:

Source of water received:

Well registry 55# (55-XXXXXX):

Month	Water withdrawn (acre ft) <sup>1</sup>	Water sold (acre ft) <sup>2</sup>	Water delivered (sold) to other systems (acre ft) <sup>3</sup>	Water received (purchased) from other systems (acre ft) <sup>4</sup>	Estimated authorized use (acre ft) <sup>5</sup>	Purchased Power Expense <sup>6</sup>	Purchased Power (kWh) <sup>7</sup>
January	2.00	1.71	0	0	1.71	\$355	2,142
February	1.95	1.84	0	0	1.84	308	2,590
March	2.20	2.03	0	0	2.03	363	2,925
April	2.74	2.57	0	0	2.57	406	3,141
May	3.38	3.10	0	0	3.10	464	3,499
June	3.97	3.43	0	0	3.43	541	3,859
July	3.00	3.05	0	0	3.05	621	3,011
August	2.84	2.38	0	0	2.38	496	2,911
September	2.78	2.47	0	0	2.47	480	3,031
October	2.32	2.03	0	0	2.03	499	2,665
November	2.13	2.21	0	0	2.21	377	2,559
December	2.03	1.52	0	0	1.52	354	2,176
Totals	31.34	28.34	0	0	28.34	\$5,265	34,509

If applicable, in the space below please provide a description for all un-metered water use along with amounts

0.534 acre feet used for flushing and dust control

Instructions: Fill out the Grey Cells with the relevant information. Input 0 or none if there is nothing recorded in that account or there is no applicable information to report

1 Water withdrawn - Total acre feet of water withdrawn from pumped sources.  
 2 Water sold - Total acre feet from customer meters, and other sales such as construction water.  
 3 Water delivered (sold) to other systems - Total acre feet of water delivered to other systems.  
 4 Water received (purchased) from other systems - Total acre feet of water purchased/received from other systems.  
 5 Estimated authorized use - Total estimated acre feet from authorized metered or unmetered use. Authorized uses such as flushing (mains, services and hydrants) draining/cleaning tanks process, construction, fire fighting, etc. Non-authorized use (real losses) are service line breaks and leaks, water main breaks, meter inaccuracies and theft.  
 6 Enter the total purchased power costs for the power meters associated with this system.  
 7 Enter the total purchased kWh used by the power meters associated with this system.

**Water Utility Plant Description**

Name of the System:	Rincon Water Company
ADEQ Public Water System Number:	AZ0410144
ADWR PCC Number:	N/A

MAINS		
Sizes (inches)	Material	Length (feet)
2	PVC	1,000
3	NA	0
4	PVC	6,100
5	NA	0
6	Transite	40,900
8	PVC	2,377
10	NA	0
12	NA	0
6	PVC	33,033

CUSTOMER METERS	
Size (inches)	Quantity
1	74

SERVICE LINES	
Material	Percent of system
Copper	2%

BOOSTER PUMPS		
Horsepower	GPM	Quantity
20	210	2
40	350	1
30	265	2
60	500	1

FIRE HYDRANTS	
Type	Quantity
Standard *	20
Other	0

STORAGE TANKS		
Capacity (gallons)	Material	Quantity
186,000	Steel	1
20,000	Steel	1
140,000	Steel	1

PRESSURE/BLADDER TANKS		
Capacity (gallons)	Material	Quantity
5,000	Steel	2

**Instructions:** Fill out the Grey Cells with the relevant information. Input 0 or none if there is nothing recorded in that account or there is no applicable information to report. Copy and paste this sheet as many times as is necessary

\* A standard fire hydrant has two 2.5 inch hose connection nozzles with 7.5 threads per inch, and one 4.5 inch pumper connection nozzle with 4 threads per inch.

**Water Utility Plant Description (Continued)**

**For the following three items, list the utility owned assets in each category for each system.**

<b>TREATMENT EQUIPMENT:</b>	None
-----------------------------	------

<b>STRUCTURES:</b>	Water Plant with 2 buildings and a pond, all located on a fenced site
--------------------	---

<b>OTHER:</b>	None
---------------	------

**Instructions:** Fill out the Grey Cells with the relevant information. Input 0 or none if there is nothing recorded in that account or there is no applicable information to report. Copy and paste this sheet as many times as is necessary

Customer and Other Information	
Name of the System:	Rincon Water Company
ADEQ Public Water System Number:	AZ0410144
ADWR PCC Number:	N/A

Month	Number of Customers				Other Non-Residential
	Single-Family	Multi-Family	Commercial	Turf/Irrigation	
January	72				
February	70				
March	70				
April	71				
May	71				
June	71				
July	71				
August	74				
September	74				
October	73				
November	73				
December	73				

If the system has fire hydrants, what is the fire flow requirements?  GPM for  hrs.

Does the system have chlorination treatment?

Does the Company have an ADWR Gallons Per Capita Per Day (GCPCPD) requirement?

If yes, provide the GPCPD amount:

Is the Water Utility located in an ADWR Active Management Area (AMA)?

If yes, which AMA?

**Instructions:** Fill out the Grey Cells with the relevant information. Input 0 or none if there is nothing recorded in that account or there is no applicable information to report. Copy and paste this sheet as many times as is necessary

**Property Taxes**

Amount of actual property taxes paid during Calendar Year 2018 was

\$3,992

If no property taxes paid, explain why.

All property taxes paid in full

**Instructions:** Fill out the Grey Cells with the relevant information. Input 0 or none if there is nothing recorded in that account or there is no applicable information to report.



Rincon Water Company  
Annual Report  
Verification and Sworn Statement (Taxes)  
12/31/18

RECEIVED

APR 01 2019

ARIZONA CORP COMMISSION  
UTILITIES DIVISION - DIRECTOR'S OFFICE

Verification and Sworn Statement (Taxes)

Verification: State of Arizona I, the undersigned of the  
(state name)

County of (county name): Pima  
Name (owner or official) title: Teralyn Thornsberry, Secretary  
Company name: Rincon Water Company

DO SAY THAT THIS ANNUAL UTILITY PROPERTY TAX AND SALES TAX REPORT TO THE ARIZONA CORPORATION COMMISSION.

FOR THE YEAR ENDING: 12/31/18

HAS BEEN PREPARED UNDER MY DIRECTION, FROM THE ORIGINAL BOOKS, PAPERS AND RECORDS OF SAID UTILITY; THAT I HAVE CAREFULLY EXAMINED THE SAME, AND DECLARE THE SAME TO BE A COMPLETE AND CORRECT STATEMENT OF BUSINESS AND AFFAIRS OF SAID UTILITY FOR THE PERIOD COVERED BY THIS REPORT IN RESPECT TO EACH AND EVERY MATTER AND THING SET FORTH, TO THE BEST OF MY KNOWLEDGE, INFORMATION AND BELIEF.

Sworn Statement: I HEREBY ATTEST THAT ALL PROPERTY TAXES FOR SAID COMPANY ARE CURRENT AND PAID IN FULL.

I HEREBY ATTEST THAT ALL SALES TAXES FOR SAID COMPANY ARE CURRENT AND PAID IN FULL.

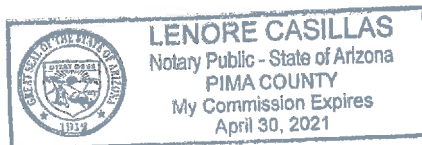
[Signature]  
signature of owner/official

(520) 625-1671  
telephone no.

SUBSCRIBED AND SWORN TO BEFORE ME A NOTARY PUBLIC  
IN AND FOR THE COUNTY

THIS 27 DAY OF Pima  
March 2019  
(month) and (year)

MY COMMISSION EXPIRES 04/30/2021  
(date)



Lenore Casillas  
(signature of notary public)

Verification and Sworn Statement

RECEIVED

Verification:

State of Arizona I, the undersigned of the  
(state name)

County of (county name): Pima

Name (owner or official) title: Teralyn Thornsberry, Secretary

Company name: Rincon Water Company

APR 01 2019

ARIZONA CORP COMMISSION  
UTILITIES DIVISION - DIRECTOR'S OFFICE

DO SAY THAT THIS ANNUAL UTILITY PROPERTY TAX AND SALES TAX REPORT TO THE ARIZONA CORPORATION COMMISSION.

FOR THE YEAR ENDING: 12/31/18

HAS BEEN PREPARED UNDER MY DIRECTION, FROM THE ORIGINAL BOOKS, PAPERS AND RECORDS OF SAID UTILITY; THAT I HAVE CAREFULLY EXAMINED THE SAME, AND DECLARE THE SAME TO BE A COMPLETE AND CORRECT STATEMENT OF BUSINESS AND AFFAIRS OF SAID UTILITY FOR THE PERIOD COVERED BY THIS REPORT IN RESPECT TO EACH AND EVERY MATTER AND THING SET FORTH, TO THE BEST OF MY KNOWLEDGE, INFORMATION AND BELIEF.

Sworn Statement: IN ACCORDANCE WITH THE REQUIREMENTS OF TITLE 40, ARTICLE 8, SECTION 40-401, ARIZONA REVISED STATUTES, IT IS HEREIN REPORTED THAT THE GROSS OPERATING REVENUE OF SAID UTILITY DERIVED FROM ARIZONA INTRASTATE UTILITY OPERATIONS DURING THE CALENDAR YEAR WAS:

Arizona Intrastate Gross Operating Revenues Only (\$)  
\$68,699  
(The amount in the box above includes  
\$4,009 in sales taxes  
billed or collected)

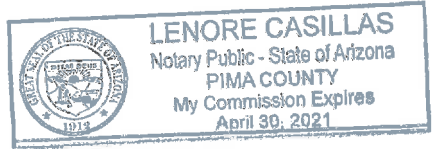
Teralyn Thornsberry  
signature of owner/official

(520) 625-1671  
telephone no.

SUBSCRIBED AND SWORN TO BEFORE ME A NOTARY PUBLIC  
IN AND FOR THE COUNTY Pima  
(county name)

THIS 27 DAY OF March 2019  
(month) and (year)

MY COMMISSION EXPIRES 04/30/2021  
(date)



Lenore Casillas  
(signature of notary public)

Verification and Sworn Statement (Residential Revenue)

RECEIVED

APR 01 2019

Verification:

State of Arizona I, the undersigned of the  
(state name)

County of (county name): Pima  
Name (owner or official) title: Teralyn Thornsberry, Secretary  
Company name: Rincon Water Company

ARIZONA CORP COMMISSION  
UTILITIES DIVISION - DIRECTOR'S OFFICE

DO SAY THAT THIS ANNUAL UTILITY PROPERTY TAX AND SALES TAX REPORT TO THE ARIZONA CORPORATION COMMISSION.

FOR THE YEAR ENDING: 12/31/18

HAS BEEN PREPARED UNDER MY DIRECTION, FROM THE ORIGINAL BOOKS, PAPERS AND RECORDS OF SAID UTILITY; THAT I HAVE CAREFULLY EXAMINED THE SAME, AND DECLARE THE SAME TO BE A COMPLETE AND CORRECT STATEMENT OF BUSINESS AND AFFAIRS OF SAID UTILITY FOR THE PERIOD COVERED BY THIS REPORT IN RESPECT TO EACH AND EVERY MATTER AND THING SET FORTH, TO THE BEST OF MY KNOWLEDGE, INFORMATION AND BELIEF.


Sworn Statement: IN ACCORDANCE WITH THE REQUIREMENTS OF TITLE 40, ARTICLE 8, SECTION 40-401, ARIZONA REVISED STATUTES, IT IS HEREIN REPORTED THAT THE GROSS OPERATING REVENUE OF SAID UTILITY DERIVED FROM ARIZONA INTRASTATE UTILITY OPERATIONS RECEIVED FROM RESIDENTIAL CUSTOMERS DURING THE CALENDAR YEAR WAS:

Arizona Intrastate Gross Operating Revenues Only (\$)

\$68,699

(The amount in the box above includes

\$4,009 in sales taxes  
billed or collected)



signature of owner/official

(520) 625-1671

telephone no.

SUBSCRIBED AND SWORN TO BEFORE ME A NOTARY PUBLIC  
IN AND FOR THE COUNTY

Pima

(county name)

THIS

27

DAY OF

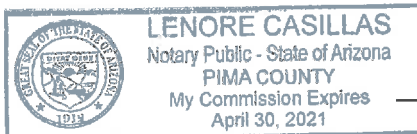
March 2019

(month) and (year)

MY COMMISSION EXPIRES

04/30/2021

(date)





(signature of notary public)



**PIMA COUNTY TREASURER'S OFFICE**

*Beth Ford, CPA*  
*Pima County Treasurer*

240 North Stone Avenue  
Tucson AZ, 85701-1199  
(520) 724-8341

**PIMA COUNTY TAX RECEIPT**

**RINCON WATER CO**  
**ATTN: KAREN HARTWELL**  
**15801 S AVENIDA GREENE**  
**SAHUARITA AZ 85629-9324**

PAID BY: Lockbox  
PROPERTY: No Location Data Available  
LOCATION: \$ 13.38  
TOTAL TAX:

PROPERTY TYPE: Secured, Centrally Assessed

**PAYMENT DETAIL**

Receipt No.	State Code	Tax Year	instali No.	Payment Description	Payment Date	Payment
6399015	20585009C	2018	1	Tax Payment	11/01/2018	13.38
<b>Total Payment</b>						<b>\$ 13.38</b>
<b>Remaining Amount</b>						<b>\$ 0.00</b>

Remaining amount does NOT include interest, penalties or other charges on delinquent taxes.  
Please call the Treasurer's Office at 520-724-8341 for payoff amount.

Remaining amount does NOT include interest, penalties or other charges on delinquent taxes.

**THIS IS NOT A BILL**

***Thank you for your payment!***



# PIMA COUNTY TREASURER'S OFFICE

*Beth Ford, CPA*  
*Pima County Treasurer*

240 North Stone Avenue  
Tucson AZ, 85701-1199  
(520) 724-8341

## PIMA COUNTY TAX RECEIPT

**RINCON WATER CO**  
**HC 70 BOX 3601**  
**SAHUARITA AZ 85629-9306**

PAID BY: Lockbox  
PROPERTY: No Location Data Available  
LOCATION: \$ 11.16  
TOTAL TAX:

PROPERTY TYPE: Real Estate

### PAYMENT DETAIL

Receipt No.	State Code	Tax Year	Install No.	Payment Description	Payment Date	Payment
6399016	20585004R	2018	1	Tax Payment	11/01/2018	11.16
<b>Total Payment</b>						<b>\$ 11.16</b>
<b>Remaining Amount</b>						<b>\$ 0.00</b>

Remaining amount does NOT include interest, penalties or other charges on delinquent taxes.  
Please call the Treasurer's Office at 520-724-8341 for payoff amount.

Remaining amount does NOT include interest, penalties or other charges on delinquent taxes.

# THIS IS NOT A BILL

*Thank you for your payment!*



**PIMA COUNTY TREASURER'S OFFICE**

*Beth Ford, CPA*  
*Pima County Treasurer*

240 North Stone Avenue  
Tucson AZ, 85701-1199  
(520) 724-8341

**PIMA COUNTY TAX RECEIPT**

**RINCON WATER CO**  
**ATTN: KAREN HARTWELL**  
**15801 S AVENIDA GREENE**  
**SAHUARITA AZ 85629-9324**

PAID BY: Lockbox  
PROPERTY: No Location Data Available  
LOCATION: \$ 87.04  
TOTAL TAX:

PROPERTY TYPE: Secured, Centrally Assessed

**PAYMENT DETAIL**

Receipt No.	State Code	Tax Year	Install No.	Payment Description	Payment Date	Payment
6399017	205840140	2018	1	Tax Payment	11/01/2018	87.04
<b>Total Payment</b>						<b>\$ 87.04</b>
<b>Remaining Amount</b>						<b>\$ 0.00</b>

Remaining amount does NOT include interest, penalties or other charges on delinquent taxes.  
Please call the Treasurer's Office at 520-724-8341 for payoff amount.

Remaining amount does NOT include interest, penalties or other charges on delinquent taxes.

**THIS IS NOT A BILL**

***Thank you for your payment!***



**PIMA COUNTY TREASURER'S OFFICE**

*Beth Ford, CPA*  
*Pima County Treasurer*

240 North Stone Avenue  
Tucson AZ, 85701-1199  
(520) 724-8341

**PIMA COUNTY TAX RECEIPT**

**RINCON WATER CO**  
**ATTN: KAREN HARTWELL**  
**15801 S AVENIDA GREENE**  
**SAHUARITA AZ 85629-9324**

PAID BY: Lockbox  
PROPERTY: No Location Data Available  
LOCATION: \$ 13.38  
TOTAL TAX:

PROPERTY TYPE: Secured, Centrally Assessed

**PAYMENT DETAIL**

Receipt No.	State Code	Tax Year	Install No.	Payment Description	Payment Date	Payment
6399018	20577006C	2018	1	Tax Payment	11/01/2018	13.38
<b>Total Payment</b>						<b>\$ 13.38</b>
<b>Remaining Amount</b>						<b>\$ 0.00</b>

Remaining amount does NOT include interest, penalties or other charges on delinquent taxes.  
Please call the Treasurer's Office at 520-724-8341 for payoff amount.

Remaining amount does NOT include interest, penalties or other charges on delinquent taxes.

**THIS IS NOT A BILL**

*Thank you for your payment!*



**PIMA COUNTY TREASURER'S OFFICE**

*Beth Ford, CPA*  
*Pima County Treasurer*

240 North Stone Avenue  
Tucson AZ, 85701-1199  
(520) 724-8341

**PIMA COUNTY TAX RECEIPT**

**RINCON WATER CO**  
**ATTN: KAREN HARTWELL**  
**15801 S AVENIDA GREENE**  
**SAHUARITA AZ 85629-9324**

PAID BY: Lockbox  
PROPERTY: No Location Data Available  
LOCATION: \$ 2,641.49  
TOTAL TAX:

PROPERTY TYPE: Secured, Centrally Assessed

**PAYMENT DETAIL**

Receipt No.	State Code	Tax Year	Install No.	Payment Description	Payment Date	Payment
6399020	922320000	2018	1	Tax Payment	11/01/2018	1,320.75
6399020	922320000	2018	2	Tax Payment	11/01/2018	1,320.74
<b>Total Payment</b>						<b>\$ 2,641.49</b>
<b>Remaining Amount</b>						<b>\$ 0.00</b>

Remaining amount does NOT include interest, penalties or other charges on delinquent taxes.  
Please call the Treasurer's Office at 520-724-8341 for payoff amount.

Remaining amount does NOT include interest, penalties or other charges on delinquent taxes.

**THIS IS NOT A BILL**

*Thank you for your payment!*

Fax (520) 724-4809  
www.to.pima.gov





**PIMA COUNTY TREASURER'S OFFICE**

*Beth Ford, CPA*  
*Pima County Treasurer*

240 North Stone Avenue  
Tucson AZ, 85701-1199  
(520) 724-8341

**PIMA COUNTY TAX RECEIPT**

**RINCON WATER CO**  
**HC 70 BOX 3601**  
**SAHUARITA AZ 85629-9306**

PAID BY: Lockbox  
PROPERTY: No Location Data Available  
LOCATION: \$ 870.45  
TOTAL TAX:

PROPERTY TYPE: Real Estate

**PAYMENT DETAIL**

Receipt No.	State Code	Tax Year	Install No.	Payment Description	Payment Date	Payment
6399021	20585004U	2018	1	Tax Payment	11/01/2018	435.23
6399021	20585004U	2018	2	Tax Payment	11/01/2018	435.22
<b>Total Payment</b>						<b>\$ 870.45</b>
<b>Remaining Amount</b>						<b>\$ 0.00</b>

Remaining amount does NOT include interest, penalties or other charges on delinquent taxes.  
Please call the Treasurer's Office at 520-724-8341 for payoff amount.

Remaining amount does NOT include interest, penalties or other charges on delinquent taxes.

**THIS IS NOT A BILL**

*Thank you for your payment!*

Fax (520) 724-4809  
www.to.pima.gov



**PIMA COUNTY TREASURER'S OFFICE**

*Beth Ford, CPA*  
*Pima County Treasurer*

240 North Stone Avenue  
Tucson AZ, 85701-1199  
(520) 724-8341

**PIMA COUNTY TAX RECEIPT**

**RINCON WATER CO  
ATTN: KAREN HARTWELL  
15801 S AVENIDA GREENE  
SAHUARITA AZ 85629-9324**

PAID BY: Lockbox  
PROPERTY: 17950 E CACTUS HILL RD  
LOCATION: \$ 321.22  
TOTAL TAX:

PROPERTY TYPE: Secured, Centrally Assessed

**PAYMENT DETAIL**

Receipt No.	State Code	Tax Year	Install No.	Payment Description	Payment Date	Payment
6399022	205850030	2018	1	Tax Payment	11/01/2018	160.61
6399022	205850030	2018	2	Tax Payment	11/01/2018	160.61
<b>Total Payment</b>						<b>\$ 321.22</b>
<b>Remaining Amount</b>						<b>\$ 0.00</b>

Remaining amount does NOT include interest, penalties or other charges on delinquent taxes.  
Please call the Treasurer's Office at 520-724-8341 for payoff amount.

Remaining amount does NOT include interest, penalties or other charges on delinquent taxes.

**THIS IS NOT A BILL**

*Thank you for your payment!*

Fax (520) 724-4809  
www.to.pima.gov



# Real Property Tax Inquiry

STATE CODE:	205647200	TAX YEAR:	2018	TOTAL TAX:	\$ 9.06	AS OF DATE:	03/12/2019	TRC NO:	
-------------	-----------	-----------	------	------------	---------	-------------	------------	---------	--

CURRENT STATUS AND SUMMARY			
	FIRST INSTALLMENT	SECOND INSTALLMENT	TOTALS
TAX DUE:	\$ 9.06		\$ 9.06
CAGR DUE:	\$ 24.54		\$ 24.54
INTEREST DUE:			
TAX PAID:	(\$ 9.06)		(\$ 9.06)
CAGR PAID:	(\$ 24.54)		(\$ 24.54)
PAID DATE:	10/29/2018		
REMAINING AMOUNT:	\$0.00	\$0.00	\$0.00
<b>TOTAL DUE:</b>			<b>\$0.00</b>

HISTORY	
TAX YEAR	TAX AMOUNT
2017	\$ 9.26
2016	\$ 9.08
2015	\$ 9.16
2014	\$ 9.17

PROPERTY INFORMATION	
PROPERTY TYPE:	Real Property
TAX AREA:	2004
<b>TAXPAYER NAME/ADDRESS</b>	
RINCON WATER COMPANY INC ATTN: KAREN HARTWELL HC 70 BOX 3601 SAHUARITA AZ 85629-9306	
<b>PROPERTY ADDRESS</b>	
No Location Data Available	
<b>LEGAL DESCRIPTION</b>	
MOUNTAIN CREEK RANCH WELL SITE CAGR D 0 (10735/147)	
<b>PAID BY</b>	
Lockbox	
<b>ON BEHALF OF</b>	
NO DATA AVAILABLE	

If you have any questions, please call our office at (520) 724-8341.