

**ANNUAL REPORT**

Of

Company Name:   
c/o Global Water Resources, Inc.  
Mailing Address: 21410 N. 19th Ave., Ste. 220  
Phoenix AZ  
85027  
Docket No.: W-01723A  
For the Year Ended:

**RECEIVED BY EMAIL**  
**4/13/2023 4:13 PM**  
**ARIZONA CORPORATION COMMISSION**  
**UTILITIES DIVISION**

**WATER UTILITY**

To

Arizona Corporation Commission

**Due on April 15th**

Email: Util-Compliance@azcc.gov, mail or deliver the completed Annual Report to:  
Arizona Corporation Commission  
Compliance Section - Utilities Division  
1200 West Washington Street  
Phoenix, Arizona 85007

Application Type:   
Application Date:

ARIZONA CORPORATION COMMISSION  
WATER UTILITY ANNUAL REPORT  
Global Water - Rincon Water Company, Inc.  
A Class  Utility

For the Calendar Year Ended: 12/31/22

Primary Address:   
City:  State:  Zip Code:

Telephone Number:

Date of Original Organization of Utility:

Person to whom correspondence should be addressed concerning this report:

Name:   
Telephone No. :   
Address:   
City:  State:  Zip Code:   
Email:

**Regulatory Contact**

Name:   
Telephone No. :   
Address:   
City:  State:  Zip Code:   
Email:

**On-Site Manager**

Name:   
Telephone No. :   
Address:   
City:  State:  Zip Code:   
Email:

**Attorney**

Name:   
Telephone No. :   
Address:   
City:  State:  Zip Code:   
Email:

**Statutory Agent**

Name:   
Telephone No. :   
Address:   
City:  State:  Zip Code:   
Email:

Ownership:

Counties Served:

<b>Important changes during the year</b>
--

Yes	For those companies not subject to the affiliated interest rules, has there been a change in ownership or direct control during the year?
	If yes, please provide specific details in the box below.
	In February 2022, Global Water – Rincon Water Company, Inc. acquired the assets and Certificate of Convenience and Necessity of Rincon Water Company under the authority granted by Decision No. 78319 (Dec. 3, 2021).

Yes	Has the company been notified by any other regulatory authorities during the year, that they are out of compliance?
	If yes, please provide specific details in the box below.
	The Rincon system is out of compliance with the Fluoride MCL. This issue predates Global Water’s ownership and is being remedied as discussed in Docket W-21150A-22-0304, the financing docket for the remediation of the fluoride and other issues of the Rincon system.

Utility Plant in Service (Water)							
Account No.	Description	Beginning Year Original Cost	Current Year Additions	Current Year Retirements	Adjusted Original Cost	Accumulated Depreciation	OCLD (OC less AD)
301	Organization	\$0	\$0	\$0	\$0	\$0	\$0
302	Franchises	1,549	0	0	1,549	0	1,549
303	Land and Land Rights	14,843	0	0	14,843	0	14,843
304	Structures and Improvements	80,825	0	0	80,825	80,825	0
305	Collecting & Improving Reservoirs	0	0	0	0	0	0
306	Lake, River, Canal Intakes	0	0	0	0	0	0
307	Wells and Springs	30,556	0	0	30,556	30,556	0
308	Infiltration Galleries	0	0	0	0	0	0
309	Supply Mains	0	0	0	0	0	0
310	Power Generation Equipment	0	0	0	0	0	0
311	Pumping Equipment	59,142	2,066	0	61,208	59,271	1,936
320	Water Treatment Equipment	0	0	0	0	(75,358)	75,358
320.1	Water Treatment Plants	0	0	0	0	0	0
320.2	Solution Chemical Feeders	0	0	0	0	0	0
320.3	Point-of-Use Treatment Devices	0	0	0	0	0	0
330	Distribution Reservoirs and Standpipes	0	0	0	0	0	0
330.1	Storage Tanks	167,023	0	0	167,023	79,336	87,687
330.2	Pressure Tanks	17,707	0	0	17,707	8,411	9,296
331	Transmission and Distribution Mains	903,095	0	0	903,095	903,095	0
333	Services	34,995	0	0	34,995	35,597	(602)
334	Meters and Meter Installations	12,665	8,494	0	21,159	13,019	8,140
335	Hydrants	0	0	0	0	0	0
336	Backflow Prevention Devices	0	0	0	0	0	0
339	Other Plant and Misc. Equipment	78,174	1,856	0	80,030	56,634	23,396
340	Office Furniture and Equipment	0	148	0	148	18	130
340.1	Computer & Software	0	303	0	303	368	(65)
341	Transportation Equipment	3,152	0	0	3,152	2,382	770
342	Stores Equipment	0	0	0	0	0	0
343	Tools, Shop and Garage Equipment	6,990	0	0	6,990	4,236	2,754
344	Laboratory Equipment	0	0	0	0	0	0
345	Power Operated Equipment	0	0	0	0	0	0
346	Communication Equipment	8,833	0	0	8,833	8,833	0
347	Miscellaneous Equipment	10,741	0	0	10,741	3,764	6,977
348	Other Tangible Plant	0	0	0	0	0	0
	<b>Totals</b>	<b>\$1,430,290</b>	<b>\$12,867</b>	<b>\$0</b>	<b>\$1,443,157</b>	<b>\$1,210,988</b>	<b>\$232,169</b>

Global Water - Rincon Water Company, Inc.  
Annual Report  
Depreciation Expense for the Current Year (Water)  
12/31/22

Depreciation Expense for the Current Year (Water)									
Account No.	Description	Beginning Year Original Cost	Current Year Additions	Current Year Retirements	Adjusted Original Cost	Fully Depreciated/Non-depreciable Plant	Depreciable Plant	Depreciation Percentages	Depreciation Expense
301	Organization	\$0	\$0	\$0	\$0	\$0	\$0	0.00%	\$0
302	Franchises	1,549	0	0	1,549	0	1,549	0.00%	0
303	Land and Land Rights	14,843	0	0	14,843	0	14,843	0.00%	0
304	Structures and Improvements	80,825	0	0	80,825	80,825	0	5.00%	0
305	Collecting & Improving Reservoirs	0	0	0	0	0	0	5.00%	0
306	Lake, River, Canal Intakes	0	0	0	0	0	0	5.00%	0
307	Wells and Springs	30,556	0	0	30,556	30,556	0	5.00%	0
308	Infiltration Galleries	0	0	0	0	0	0	5.00%	0
309	Supply Mains	0	0	0	0	0	0	5.00%	0
310	Power Generation Equipment	0	0	0	0	0	0	5.00%	0
311	Pumping Equipment	59,142	2,066	0	61,208	59,142	2,066	5.00%	129
320	Water Treatment Equipment	0	0	0	0	0	0	5.00%	0
320.1	Water Treatment Plants	0	0	0	0	0	0	5.00%	0
320.2	Solution Chemical Feeders	0	0	0	0	0	0	5.00%	0
320.3	Point-of-Use Treatment Devices	0	0	0	0	0	0	5.00%	0
330	Distribution Reservoirs and Standpipes	0	0	0	0	0	0	5.00%	0
330.1	Storage Tanks	167,023	0	0	167,023	0	167,023	5.00%	8,351
330.2	Pressure Tanks	17,707	0	0	17,707	0	17,707	5.00%	885
331	Transmission and Distribution Mains	903,095	0	0	903,095	903,095	0	5.00%	0
333	Services	34,995	0	0	34,995	0	34,995	5.00%	602
334	Meters and Meter Installations	12,665	8,494	0	21,159	12,665	8,494	5.00%	354
335	Hydrants	0	0	0	0	0	0	5.00%	0
336	Backflow Prevention Devices	0	0	0	0	0	0	5.00%	0
339	Other Plant and Misc. Equipment	78,174	1,856	0	80,030	0	80,030	5.00%	3,971
340	Office Furniture and Equipment	0	148	0	148	0	148	5.00%	18
340.1	Computer & Software	0	303	0	303	0	303	5.00%	368
341	Transportation Equipment	3,152	0	0	3,152	0	3,152	5.00%	158
342	Stores Equipment	0	0	0	0	0	0	5.00%	0
343	Tools, Shop and Garage Equipment	6,990	0	0	6,990	0	6,990	5.00%	350
344	Laboratory Equipment	0	0	0	0	0	0	5.00%	0
345	Power Operated Equipment	0	0	0	0	0	0	5.00%	0
346	Communication Equipment	8,833	0	0	8,833	8,833	0	5.00%	0
347	Miscellaneous Equipment	10,741	0	0	10,741	0	10,741	5.00%	537
348	Other Tangible Plant	0	0	0	0	0	0	5.00%	0
	<b>Subtotal</b>	\$1,430,290	\$12,867	\$0	\$1,443,157	\$1,095,116	\$348,041		\$15,723

Contribution(s) in Aid of Construction (Gross)	\$863,354
Less: Non Amortizable Contribution(s)	0
Fully Amortized Contribution(s)	0
Amortizable Contribution(s)	<b>\$863,354</b>
Times: Proposed Amortization Rate	4.52%
<b>Amortization of CIAC</b>	\$43,168

Less: Amortization of CIAC \$43,168

**DEPRECIATION EXPENSE** **(\$27,445)**

Global Water - Rincon Water Company, Inc.  
Annual Report  
Balance Sheet Assets  
12/31/22

<b>Balance Sheet Assets</b>				
	<b>Assets</b>		<b>Balance at Beginning of Year (2022)</b>	<b>Balance at End of Year (2022)</b>
<b>Account No.</b>	<b>Current and Accrued Assets</b>			
131	Cash		\$0	\$0
132	Special Deposits		0	0
133	Other Special Deposits		0	0
134	Working Funds		0	0
135	Temporary Cash Investments		0	0
141	Customer Accounts Receivable		0	4,373
142	Other Accounts Receivable		0	0
143	Accumulated Provision for Uncollectable Accounts		0	(90)
146	Notes Receivable from Associated Companies		0	0
151	Plant Material and Supplies		0	0
162	Prepayments		0	0
173	Accrued Utility Revenue		0	806
174	Miscellaneous Current and Accrued Assets		0	0
	<b>Total Current and Accrued Assets</b>		<b>\$0</b>	<b>\$5,089</b>
	<b>Deferred Debits</b>			
186.1	Deferred Rate Case Expense		\$0	\$0
186.3	Regulatory Assets		\$0	628,329
190	Accumulated Deferred Income Taxes		0	802
	<b>Total Deferred Debits</b>		<b>\$0</b>	<b>\$629,131</b>
<b>Account No.</b>	<b>Fixed Assets</b>			
101	Utility Plant in Service*		\$1,430,290	\$1,443,157
103	Property Held for Future Use		0	0
105	Construction Work in Progress		0	430,067
108	Accumulated Depreciation (enter as negative)*		(1,195,265)	(1,210,988)
121	Non-Utility Property		0	0
122	Accumulated Depreciation - Non Utility		0	0
	<b>Total Fixed Assets</b>		<b>\$235,025</b>	<b>\$662,236</b>
	<b>Other Fixed Assets</b>			
114	Utility Plant Acquisition Adjustments		\$0	\$74,870
	<b>Total Other Fixed Assets</b>		<b>\$0</b>	<b>\$74,870</b>
	<b>Total Assets</b>		<b>\$235,025</b>	<b>\$1,371,326</b>

\*Note these items feed automatically from AR3 UPIS Page 4

Global Water - Rincon Water Company, Inc.  
Annual Report  
Balance Sheet Liabilities and Owners Equity

<b>Balance Sheet Liabilities and Owners Equity</b>				
	<b>Liabilities</b>		Balance at Beginning of Year (2022)	Balance at End of Year (2022)
Account No.	<b>Current Liabilities</b>			
231	Accounts Payable		\$0	\$15,361
232	Notes Payable (Current Portion)		0	0
234	Notes Payable to Associated Companies		0	0
235	Customer Deposits		0	60
236	Accrued Taxes, Income Taxes		0	2,386
237	Accrued Interest		0	1
241	Miscellaneous Current and Accrued Liabilities		0	3,087
242	Miscellaneous Current and Accrued Liabilities		0	0
	<b>Total Current Liabilities</b>		<b>\$0</b>	<b>\$20,894</b>
	<b>Long Term Debt</b>			
224	Long Term Debt (Notes and Bonds)		\$0	\$0
	<b>Deferred Credits</b>			
251	Unamortized Premium on Debt		\$0	\$0
252	Advances in Aid of Construction		729,479	700
253	Other Deferred Credits		0	176,449
255	Accumulated Deferred Investment Tax Credits		0	0
271	Contributions in Aid of Construction		141,875	863,354
272	Less: Amortization of Contributions		0	(219,617)
281	Accumulated Deferred Income Tax		0	3,088
	<b>Total Deferred Credits</b>		<b>\$871,354</b>	<b>\$823,975</b>
	<b>Total Liabilities</b>		<b>\$871,354</b>	<b>\$844,869</b>
	<b>Capital Accounts</b>			
201	Common Stock Issued		\$588,857	\$0
211	Other Paid-In Capital		198,694	502,970
215	Retained Earnings		(1,423,880)	23,487
218	Proprietary Capital (Sole Props and Partnerships)		0	0
	<b>Total Capital</b>		<b>(\$636,329)</b>	<b>\$526,457</b>
	<b>Total Liabilities and Capital</b>		<b>\$235,025</b>	<b>\$1,371,325</b>

**Note: Total liabilities and Capital must match total assets for the beginning and end of the year!**

Global Water - Rincon Water Company, Inc.  
Annual Report  
Water Comparative Income Statement  
12/31/22

<b>Water Comparative Income Statement</b>			
Account No.	Calendar Year	Current Year 01/01/2022 - 12/31/2022	Last Year 01/01/2021 - 12/31/2021
	<b>Operating Revenue</b>		
461	Metered Water Revenue	\$63,812	\$61,051
460	Unmetered Water Revenue	0	0
462	Fire Protection Revenue	0	0
469	Guaranteed Revenues (Surcharges)	0	0
471	Miscellaneous Service Revenues	0	0
474	Other Water Revenue	313	0
	<b>Total Revenues</b>	<b>\$64,125</b>	<b>\$61,051</b>
	<b>Operating Expenses</b>		
601	Salaries and Wages	\$11,762	\$0
604	Employee Pensions and Benefits	1,557	0
610	Purchased Water	0	0
615	Purchased Power	5,777	5,142
616	Fuel for Power Production	0	0
618	Chemicals	0	0
620	Materials and Supplies	146	0
620.1	Repairs and Maintenance	6,645	12,727
620.2	Office Supplies and Expense	1,272	1,261
630	Contractual Services	0	186
631	Contractual Services - Engineering	0	0
632	Contractual Services - Accounting	766	3,110
633	Contractual Services - Legal	16,462	0
634	Contractual Services - Management Fees	0	5,211
635	Contractual Services - Water Testing	577	1,148
636	Contractual Services - Other	8,325	1,444
640	Rents	0	0
641	Rental of Building/Real Property	357	0
642	Rental of Equipment	23	30
650	Transportation Expenses	494	55
656	Insurance - Vehicles	0	0
657	Insurance - General Liability	678	2,830
658	Insurance - Worker's Comp	108	0
657.1	Insurance - Health and Life	0	1,039
660	Advertising	11	0
665	Regulatory Commission Expense - Rate	0	45
667	Regulatory Commission Expense - Other	741	0
670	Bad Debt Expense	750	476
675	Miscellaneous Expense	3,091	2,765
403	Depreciation Expense (From Schedule AR4)	(27,445)	14,792
408	Taxes Other Than Income	214	0
408.11	Property Taxes	5,567	4,075
408.12	Payroll Taxes	596	0
409	Income Taxes	2,281	0
427.1	Customer Security Deposit Interest	1	0
	<b>Total Operating Expenses</b>	<b>\$40,755</b>	<b>\$56,337</b>
	<b>Operating Income / (Loss)</b>	<b>\$23,370</b>	<b>\$4,714</b>
	<b>Other Income / (Expense)</b>		
414	Gain/Loss on Dispositions	\$0	\$0
419	Interest and Dividend Income	0	36
421	Non-Utility Income	0	80
426	Miscellaneous Non-Utility (Expense)	(1)	(7,930)
427	Interest (Expense)	119	(8)
	<b>Total Other Income / (Expense)</b>	<b>\$118</b>	<b>(\$7,822)</b>
	<b>Net Income / (Loss)</b>	<b>\$23,488</b>	<b>(\$3,107)</b>



Global Water - Rincon Water Company, Inc.  
 Annual Report  
 Full time equivalent employees  
 12/31/22

**Full time equivalent employees**

	Direct Company	Allocated	Outside service	Total
President	0.0	0.0	0.0	0.0
Vice-president	0.0	0.0	0.0	0.0
Manager	0.0	0.0	0.0	0.0
Engineering Staff	0.0	0.0	0.0	0.0
System Operator(s)	0.0	0.1	0.0	0.1
Meter reader	0.0	0.0	0.0	0.0
Customer Service	0.0	0.0	0.0	0.0
Accounting	0.0	0.0	0.0	0.0
Business Office	0.0	0.0	0.0	0.0
Rates Department	0.0	0.0	0.0	0.0
Administrative Staff	0.0	0.0	0.0	0.0
Other	0.0	0.0	0.0	0.0
<b>Total</b>	0.0	0.2	0.0	0.2

<b>Supplemental Financial Data (Long-Term Debt)</b>				
	Loan #1	Loan #2	Loan #3	Loan #4
Date Issued	N/A	N/A	N/A	N/A
Source of Loan	N/A	N/A	N/A	N/A
ACC Decision No.	N/A	N/A	N/A	N/A
Reason for Loan	N/A	N/A	N/A	N/A
Dollar Amt. Issued	N/A	N/A	N/A	N/A
Amount Outstanding	N/A	N/A	N/A	N/A
Date of Maturity	N/A	N/A	N/A	N/A
Interest Rate	N/A	N/A	N/A	N/A
Current Year Interest	N/A	N/A	N/A	N/A
Current Year Principal	N/A	N/A	N/A	N/A

Meter Deposit Balance at Test Year End:	\$700
---	-------

Meter Deposits Refunded During the Test Year:	\$0
---	-----

***List all bonds, notes, loans, and other types of indebtedness in which the proceeds were used in the provision of public utility service. Indebtedness incurred for personal uses by the owner of the utility should not be listed. Input 0 or none if there is nothing to report for that cell.***

Well and Water Usage											
Name of the System:		GLOBAL WATER - RINCON WATER COMPANY INC.									
ADEQ Public Water System Number:		AZ0410144									
ADWR PCC Number:		91-000453.0000									
Well registry 55# (55-XXXXXX):	Pump Horsepower	Pump Yield (gpm)	Casing Depth (feet)	Casing Diameter (inches)	Pump Motor Type **	Year Drilled	Water level 2012	Water level 2022	Meter Size (inches)	How measured:	Active
55-607531	0	0	286	12	NA	1968	NA	NA	0	N/A	No
55-607532	15	280	280	12	Turbine	1961	NA	NA	4	Metered	Yes
55-607533	0	0	102	24	NA	1920	NA	NA	0	N/A	No
0	0	0	0	0	0	0	0	0	0	0	0
0	0	0	0	0	0	0	0	0	0	0	0
0	0	0	0	0	0	0	0	0	0	0	0
0	0	0	0	0	0	0	0	0	0	0	0
0	0	0	0	0	0	0	0	0	0	0	0
0	0	0	0	0	0	0	0	0	0	0	0
0	0	0	0	0	0	0	0	0	0	0	0
0	0	0	0	0	0	0	0	0	0	0	0
0	0	0	0	0	0	0	0	0	0	0	0
0	0	0	0	0	0	0	0	0	0	0	0
0	0	0	0	0	0	0	0	0	0	0	0
0	0	0	0	0	0	0	0	0	0	0	0
0	0	0	0	0	0	0	0	0	0	0	0
0	0	0	0	0	0	0	0	0	0	0	0
0	0	0	0	0	0	0	0	0	0	0	0
0	0	0	0	0	0	0	0	0	0	0	0
0	0	0	0	0	0	0	0	0	0	0	0
0	0	0	0	0	0	0	0	0	0	0	0
0	0	0	0	0	0	0	0	0	0	0	0
0	0	0	0	0	0	0	0	0	0	0	0

Name of system water delivered to:	NA
ADWR PCC Number:	#N/A
Source of water delivered to another system	NA
Name of system water received from:	NA
ADWR PCC Number:	#N/A
Source of water received	NA
Well registry 55# (55-XXXXXX):	NA

Month	Water withdrawn (gallons) <sup>1</sup>	Water sold (gallons) <sup>2</sup>	Water delivered (sold) to other systems (gallons) <sup>3</sup>	Water received (purchased) from other systems (gallons) <sup>4</sup>	Estimated authorized use (gallons) <sup>5</sup>	Purchased Power Expense <sup>6</sup>	Purchased Power (kWh) <sup>7</sup>
January	0.00	0.00	0.00	0.00	0.00	-	-
February	766,400.00	547,846.00	0.00	0.00	0.00	-	-
March	815,400.00	750,262.00	0.00	0.00	0.00	425	2,879
April	892,500.00	1,464,276.00	0.00	0.00	0.00	414	2,770
May	1,549,300.00	0.00	0.00	0.00	0.00	652	3,810
June	1,239,600.00	854,959.00	0.00	0.00	0.00	781	4,540
July	1,049,900.00	1,165,543.00	0.00	0.00	0.00	646	3,674
August	991,700.00	854,027.00	0.00	0.00	0.00	485	2,659
September	895,000.00	1,074,553.00	0.00	0.00	0.00	554	3,114
October	954,500.00	1,043,522.00	0.00	0.00	0.00	486	7,103
November	849,600.00	1,263,219.00	0.00	0.00	0.00	475	3,172
December	608,500.00	519,429.00	0.00	0.00	0.00	400	2,575
<b>Totals</b>	<b>10,612,400.00</b>	<b>9,537,636.00</b>	<b>0.00</b>	<b>0.00</b>	<b>0.00</b>	<b>\$5,318</b>	<b>36,297</b>

**If applicable, in the space below please provide a description for all un-metered water use along with amounts:**  
 Global Water Resources finished the acquisition of Rincon in late January 2022. We didn't have readings for pumping and sales until February 2022. Monthly pumping and sales numbers prior to the sale were not provided.

1 Water withdrawn - Total gallons of water withdrawn from pumped sources.  
 2 Water sold - Total gallons from customer meters, and other sales such as construction water.  
 3 Water delivered (sold) to other systems - Total gallons of water delivered to other systems.  
 4 Water received (purchased) from other systems - Total gallons of water purchased/received from other systems.  
 5 Estimated authorized use - Total estimated gallons from authorized metered or unmetered use. Authorized uses such as flushing (mains, services and hydrants) draining/cleaning tanks, process, construction, fire fighting, etc. Non-authorized use (real losses) are service line breaks and leaks, water main breaks, meter inaccuracies and theft.  
 6 Enter the total purchased power costs for the power meters associated with this system.  
 7 Enter the total purchased kWh used by the power meters associated with this system.

Water Utility Plant Description	
Name of the System:	GLOBAL WATER - RINCON WATER COMPANY INC.
ADEQ Public Water System Number:	AZ0410144
ADWR PCC Number:	91-000453.0000

MAINS		
Sizes (inches)	Material	Length (feet)
12.00	PVC CL200	25
8.00	PVC CL200	2,800
6.00	PVC CL200	7,300
6.00	Ductile Iron	1,600
6.00	Ductile Iron	6
6.00	ACP	28,400
4.00	ACP	8,200
2.00	ACP	144
6.00	PVC	21,900
4.00	PVC	5,100
2.00	PVC	4,200
6.00	Unknown	23
NA	Unknown	2,900
NA	NA	NA

CUSTOMER METERS			
Size (inches)	Quantity	Percent over 1,00,000 gallons	Percent over 10 years old
1	76	100%	100%
1.5	1	100%	100%
2	3	100%	100%
NA	0	0%	0%
NA	0	0%	0%
NA	0	0%	0%
NA	0	0%	0%
NA	0	0%	0%
NA	0	0%	0%
NA	0	0%	0%
NA	0	0%	0%
NA	0	0%	0%
NA	0	0%	0%
NA	0	0%	0%
NA	0	0%	0%
NA	0	0%	0%
NA	0	0%	0%
NA	0	0%	0%
NA	0	0%	0%
NA	0	0%	0%
NA	0	0%	0%

SERVICE LINES		
Material	Percent of system	Year installed
Unknown	100%	NA
NA	0%	0
NA	0%	0
NA	0%	0
NA	0%	0

BOOSTER PUMPS		
Horsepower	GPM	Quantity
20	210	2
30	350	2
60	500	1
0	0	0

FIRE HYDRANTS	
Type	Quantity
Standard *	20
Other	0

STORAGE TANKS			
Capacity (gallons)	Material	Quantity	Year installed
186,000	Steel	1	NA
140,000	Steel	1	NA
20,000	Steel	1	NA
0	0	0	0
0	0	0	0
0	0	0	0

PRESSURE/BLADDER TANKS			
Capacity (gallons)	Material	Quantity	Year installed
5,000	Steel	2	NA
0	0	0	0
0	0	0	0
0	0	0	0
0	0	0	0
0	0	0	0

\* A standard fire hydrant has two 2.5 inch hose connection nozzles with 7.5 threads per inch, and one 4.5 inch pumper connection nozzle with 4 threads per inch.

<b>Water Utility Plant Description (Continued)</b>
--

**For the following three items, list the utility owned assets in each category for each system.**

<b>TREATMENT EQUIPMENT:</b>	None. Fluoride Treatment system under design and construction to start in 2023.
<b>STRUCTURES:</b>	Water Plant with 2-Masonry Buildings, 1-Holding Pond, Chainlink Fencing around Well site and X9 WDC, Wrought Iron Fencing around Mt. Creek WDC.
<b>OTHER:</b>	Note; Meters were exchanged in Q1 2023.

**Provide a calculation used to determine the value of one water equivalent residential connection (ERC).**

Use one of the following methods:

- (a) If actual flow data are available from the preceding 12 months, divide the total annual single family residence (SFR) gallons sold by the average number of single family residence customers for the same period and divide the result by 365
- (b) If no historical flow data are available, use:  
 $ERC = ( \text{Total SFR gallons sold (Omit 000)} / 365 \text{ days} / 350 \text{ gallons per day} )$

ERC	328
Method used:	(a)

Customer and Other Information	
Name of the System:	GLOBAL WATER - RINCON WATER COMPANY INC.
ADEQ Public Water System Number:	AZ0410144
ADWR PCC Number:	91-000453.0000

Month	Number of Customers				
	Single-Family	Multi-Family	Commercial	Turf/Irrigation	Other Non-Residential
January	77	0	1	0	0
February	77	0	1	0	0
March	77	0	1	0	0
April	77	0	1	0	0
May	77	0	1	0	0
June	77	0	1	0	0
July	77	0	1	0	0
August	78	0	1	0	0
September	78	0	1	0	0
October	79	0	1	0	0
November	79	0	1	0	0
December	79	0	1	0	0

If the system has fire hydrants, what is the fire flow requirements?  GPM for  hrs.

Does the system have chlorination treatment?

Does the Company have an ADWR Gallons Per Capita Per Day (GPCPD) requirement?   
 If yes, provide the GPCPD amount:

Is the Water Utility located in an ADWR Active Management Area (AMA)?   
 If yes, which AMA?

What is the present system connection capacity (in ERCs \*) using existing lines?

What is the future system connection capacity (in ERCs \*) upon service area buildout?

Describe any plans and estimated completion dates for any enlargements or improvements of this system.  
 The system is currently being upgraded to resolve flood plain issues, add chlorination, add fluoride treatment, and integrate SCADA for remote control of the system. The referenced upgrades are projected to be completed in the 4Q of 2023. Meter exchange was completed in Q1 2023 and will be reported on the 2023 report.

\* an ERC is based on the calculation on the bottom of AR9 page 12.

Global Water - Rincon Water Company, Inc.  
 Annual Report  
 Utility Shutoffs / Disconnects  
 12/31/22

Utility Shutoffs / Disconnects	
Name of the System:	GLOBAL WATER - RINCON WATER COMPANY INC.
ADEQ Public Water System Number:	AZ0410144
ADWR PCC Number:	91-000453.0000

Month	Termination without Notice R14-2-410.B	Termination with Notice R14-2-410.C	Other
January	0	0	0
February	0	0	0
March	0	0	0
April	0	0	0
May	0	0	0
June	0	0	0
July	0	0	0
August	0	0	0
September	0	0	0
October	0	0	0
November	0	0	0
December	0	0	0
<b>Total</b>	<b>0</b>	<b>0</b>	<b>0</b>

**Other (description):**

NA

**Instructions:** Fill out the Grey Cells with the relevent information. Input 0 or none if there is nothing recorded in that account or there is no applicable information to report.

Global Water - Rincon Water Company, Inc.  
Annual Report  
Property Taxes  
12/31/22

Property Taxes	
----------------	--

Amount of actual property taxes paid during Calendar Year 2022 was	
--	--

	\$3,868
--	---------

If no property taxes paid, explain why.
---

NA
----

<b>Instructions:</b> Fill out the Grey Cells with the relevant information. Input 0 or none if there is nothing recorded in that account or there is no applicable information to report.
---



**Verification and Sworn Statement (Taxes)**

**Verification:** State of Arizona I, the undersigned of the  
(state name)

County of (county name): Maricopa  
Name (owner or official) title: Christopher D. Krygier  
Company name: Global Water - Rincon Water Company, Inc.

DO SAY THAT THIS ANNUAL UTILITY PROPERTY TAX AND SALES TAX REPORT TO THE ARIZONA CORPORATION COMMISSION.

FOR THE YEAR ENDING: 12/31/22

HAS BEEN PREPARED UNDER MY DIRECTION, FROM THE ORIGINAL BOOKS, PAPERS AND RECORDS OF SAID UTILITY; THAT I HAVE CAREFULLY EXAMINED THE SAME, AND DECLARE THE SAME TO BE A COMPLETE AND CORRECT STATEMENT OF BUSINESS AND AFFAIRS OF SAID UTILITY FOR THE PERIOD COVERED BY THIS REPORT IN RESPECT TO EACH AND EVERY MATTER AND THING SET FORTH, TO THE BEST OF MY KNOWLEDGE, INFORMATION AND BELIEF.

**Sworn Statement:** I HEREBY ATTEST THAT ALL PROPERTY TAXES FOR SAID COMPANY ARE CURRENT AND PAID IN FULL.

I HEREBY ATTEST THAT ALL SALES TAXES FOR SAID COMPANY ARE CURRENT AND PAID IN FULL.

*Chris Krygier*

signature of owner/official

623-377-2603

telephone no.

SUBSCRIBED AND SWORN TO BEFORE ME A NOTARY PUBLIC  
IN AND FOR THE COUNTY

THIS

11<sup>th</sup>


DAY OF

Maricopa

(county name)

April 2023

(month) and (year)



MY COMMISSION EXPIRES

7.1.2024  
(date)

*Glen*

(signature of notary public)

**Verification and Sworn Statement**

**Verification:**

State of Arizona I, the undersigned of the  
(state name)  
County of (county name): Maricopa  
Name (owner or official) title: Christopher D. Krygier  
Company name: Global Water - Rincon Water Company, Inc.

DO SAY THAT THIS ANNUAL UTILITY PROPERTY TAX AND SALES TAX REPORT TO THE ARIZONA CORPORATION COMMISSION.

FOR THE YEAR ENDING: 12/31/22


HAS BEEN PREPARED UNDER MY DIRECTION, FROM THE ORIGINAL BOOKS, PAPERS AND RECORDS OF SAID UTILITY; THAT I HAVE CAREFULLY EXAMINED THE SAME, AND DECLARE THE SAME TO BE A COMPLETE AND CORRECT STATEMENT OF BUSINESS AND AFFAIRS OF SAID UTILITY FOR THE PERIOD COVERED BY THIS REPORT IN RESPECT TO EACH AND EVERY MATTER AND THING SET FORTH, TO THE BEST OF MY KNOWLEDGE, INFORMATION AND BELIEF.

**Sworn Statement:** IN ACCORDANCE WITH THE REQUIREMENTS OF TITLE 40, ARTICLE 8, SECTION 40-401, ARIZONA REVISED STATUTES, IT IS HEREIN REPORTED THAT THE GROSS OPERATING REVENUE OF SAID UTILITY DERIVED FROM ARIZONA INTRASTATE UTILITY OPERATIONS DURING THE CALENDAR YEAR WAS:

Arizona Intrastate Gross Operating Revenues Only (\$)  
\$67,984  
(The amount in the box above includes  
\$3,859 in sales taxes  
billed or collected)

Christopher D. Krygier  
signature of owner/official  
623-377-2603  
telephone no.

SUBSCRIBED AND SWORN TO BEFORE ME A NOTARY PUBLIC  
IN AND FOR THE COUNTY Maricopa  
(county name)  
THIS 11th DAY OF April 2023  
(month) and (year)  
MY COMMISSION EXPIRES 7.1.2024  
(date)



Heather Mahan  
(signature of notary public)

**Verification and Sworn Statement (Residential Revenue)**

**Verification:**

State of Arizona I, the undersigned of the  
(state name)

County of (county name): Maricopa  
Name (owner or official) title: Christopher D. Krygier  
Company name: Global Water - Rincon Water Company, Inc.

DO SAY THAT THIS ANNUAL UTILITY PROPERTY TAX AND SALES TAX REPORT TO THE ARIZONA CORPORATION COMMISSION.

FOR THE YEAR ENDING: 12/31/22

HAS BEEN PREPARED UNDER MY DIRECTION, FROM THE ORIGINAL BOOKS, PAPERS AND RECORDS OF SAID UTILITY; THAT I HAVE CAREFULLY EXAMINED THE SAME, AND DECLARE THE SAME TO BE A COMPLETE AND CORRECT STATEMENT OF BUSINESS AND AFFAIRS OF SAID UTILITY FOR THE PERIOD COVERED BY THIS REPORT IN RESPECT TO EACH AND EVERY MATTER AND THING SET FORTH, TO THE BEST OF MY KNOWLEDGE, INFORMATION AND BELIEF.

**Sworn Statement:**

IN ACCORDANCE WITH THE REQUIREMENTS OF TITLE 40, ARTICLE 8, SECTION 40-401, ARIZONA REVISED STATUTES, IT IS HEREIN REPORTED THAT THE GROSS OPERATING REVENUE OF SAID UTILITY DERIVED FROM ARIZONA INTRASTATE UTILITY OPERATIONS RECEIVED FROM RESIDENTIAL CUSTOMERS DURING THE CALENDAR YEAR WAS:

Arizona Intrastate Gross Operating Revenues Only (\$)

\$66,792

(The amount in the box above includes

\$3,791 in sales taxes  
billed or collected)

*Christopher D. Krygier*

signature of owner/official

623-377-2603


telephone no.

SUBSCRIBED AND SWORN TO BEFORE ME A NOTARY PUBLIC  
IN AND FOR THE COUNTY

Maricopa  
(county name)

THIS 11th DAY OF April 2023  
(month) and (year)

MY COMMISSION EXPIRES 7.1.2024  
(date)



*Heather Mahan*

(signature of notary public)



**Gross-up Sharing Method for Income Tax Statement of Certification**

**Verification:**

State of Arizona I, the undersigned of the  
(state name)

County of (county name): Maricopa  
Name (owner or official) title: Christopher D. Krygier  
Company name: Global Water - Rincon Water Company, Inc.

FOR THE YEAR ENDING: 12/31/22

**Sworn Statement:**

IN ACCORDANCE WITH THE REQUIREMENTS OF DECISION NO. 77084, BECAUSE THE UTILITY REQUIRES THE GROSS UP OF ADVANCES AND CONTRIBUTIONS, I HEREBY STATE THAT THE UTILITY HAS NOT INCURRED NOR IS EXPECTED TO INCUR A NET INCREASE IN CURRENT INCOME TAX EXPENSE OR A DECREASE IN DEFERRED TAX ASSET FOR A CARRY FORWARD ACCORDING TO GAAP IN AN AMOUNT EQUAL TO OR GREATER THAN THE AMOUNT OF THE REQUIRED GROSS UP PAID BY DEVELOPERS IN THE PERIOD COVERED BY THIS ANNUAL REPORT.

*Christopher D. Krygier*

signature of owner/official

623-377-2603  
telephone no.

SUBSCRIBED AND SWORN TO BEFORE ME A NOTARY PUBLIC  
IN AND FOR THE COUNTY

Maricopa  
(county name)

THIS 14th DAY OF April 2023  
(month) and (year)

MY COMMISSION EXPIRES 7.1.2024  
(date)



*Heather Mahan*

(signature of notary public)