

RECEIVED
UTILITIES DIVISION
2019 APR 18 A 9:32

ANNUAL REPORT

ARIZONA CORPORATION
COMMISSION

Of

Company Name:

RILLITO WATER USERS ASSOCIATION

Mailing Address:

RILLITO, ARIZONA
85654

W-02003A

Docket No.:

For the Year Ended:

12/31/18

WATER UTILITY

To

Arizona Corporation Commission

Due on April 15th

Email: rdelafuente@azcc.gov, mail or deliver the completed Annual Report to:

Arizona Corporation Commission
Compliance Section - Utilities Division
1200 West Washington Street
Phoenix, Arizona 85007

Application Type:

Original Filing

Application Date:

1/22/2019

4-23-19

ARIZONA CORPORATION COMMISSION
WATER UTILITY ANNUAL REPORT
0

A Class Utility

1. For the Calendar Year Ended: 12/31/18

2. Address: 8840 ROBINSON ST. P.O. BOX 668
City: RILLITO State: ARIZONA Zip Code: 85654

3. Telephone Number: (520)616-4224

4. Date of Original Organization of Utility: 8/1/1967

5. Person to whom correspondence should be addressed concerning this report:

Name: JUANITA CARBAJAL
Telephone No.: (520) 682-3531
Address: 8921 W. BENTA VISTA ST. P.O. BOX 667
City: RILLITO State: ARIZONA Zip Code: 85654
Email: Rillitowater@gmail.com

6. On-Site Manager:

Name: WENDY GORD
Telephone No.: (520) 404-0994
Address: P.O. BOX 1898
City: ORACLE State: ARIZONA Zip Code: 85623
Email: wgort@the.river.com

7. Ownership: ASSOCIATION-COOPERATIVE

8. Counties Served: PIMA


Utility Plant in Service (Water)							
Account No.	Description	Beginning Year Original Cost	Current Year Additions	Current Year Retirements	Adjusted Original Cost	Accumulated Depreciation	OCLD (OC less AD)
301	Organization	1750			1750 \$0		1750 \$0
302	Franchises				0		0
303	Land and Land Rights	1000			1000 0		1000 0
304	Structures and Improvements	1500			1500 0		1500 0
305	Collecting & Improving Reservoirs				0		0
306	Lake, River, Canal Intakes				0		0
307	Wells and Springs	2449			2449 0	74	2375 0
308	Infiltration Galleries				0		0
309	Supply Mains				0		0
310	Power Generation Equipment				0		0
311	Pumping Equipment	19359			19359 0	968	18391 0
320	Water Treatment Equipment	199104			199104 0	9935	189149 0
320.1	Water Treatment Plants				0		0
320.2	Solution Chemical Feeders	300			300 0		300 0
320.3	Point-of-Use Treatment Devices				0		0
330	Distribution Reservoirs and Standpipes				0		0
330.1	Storage Tanks	17665			17665 0	530	17135 0
330.2	Pressure Tanks				0		0
331	Transmission and Distribution Mains				0		0
333	Services	2160			2160 0		2160 0
334	Meters and Meter Installations	15152			15152 0	758	14394 0
335	Hydrants				0		0
336	Backflow Prevention Devices				0		0
339	Other Plant and Misc. Equipment				0		0
340	Office Furniture and Equipment	5225			5225 0	261	4964 0
340.1	Computer & Software				0		0
341	Transportation Equipment				0		0
342	Stores Equipment				0		0
343	Tools, Shop and Garage Equipment				0		0
344	Laboratory Equipment				0		0
345	Power Operated Equipment				0		0
346	Communication Equipment	661			661 0		661 0
347	Miscellaneous Equipment				0		0
348	Other Tangible Plant				0		0
	Totals	266325 \$0	\$0	\$0	266325 \$0	12546 \$0	253779 \$0

Instructions: Fill out the Grey Cells with the relevant information. Input 0 or none if there is nothing recorded in that account or there is no applicable information to report.

Annual Report
 Depreciation Expense for the Current Year (Water)
 12/31/18

Depreciation Expense for the Current Year (Water)								
Account No.	Description	Beginning Year Original Cost	Current Year Additions	Current Year Retirements	Adjusted Original Cost	Fully Depreciated/Non-depreciable Plant	Depreciation Percentages	Depreciation Expense
301	Organization	1750 \$0	\$0	\$0	1750 \$0			\$0
302	Franchises	0	0	0	0			0
303	Land and Land Rights	1000 0	0	0	1000 0			0
304	Structures and Improvements	1500 0	0	0	1500 0			0
305	Collecting & Improving Reservoirs	0	0	0	0			0
306	Lake, River, Canal Intakes	0	0	0	0			0
307	Wells and Springs	2449 0	0	0	2449 0		3.00%	74 0
308	Infiltration Galleries	0	0	0	0			0
309	Supply Mains	0	0	0	0			0
310	Power Generation Equipment	0	0	0	0			0
311	Pumping Equipment	19359 0	0	0	19359 0		5.00%	968 0
320	Water Treatment Equipment	199104 0	0	0	199104 0		5.00%	9955 0
320.1	Water Treatment Plants	0	0	0	0			0
320.2	Solution Chemical Feeders	300 0	0	0	300 0			0
320.3	Point-of-Use Treatment Devices	0	0	0	0			0
330	Distribution Reservoirs and Standpipes	0	0	0	0			0
330.1	Storage Tanks	17665 0	0	0	17665 0		3%	530 0
330.2	Pressure Tanks	0	0	0	0			0
331	Transmission and Distribution Mains	0	0	0	0			0
333	Services	2160 0	0	0	2160 0			0
334	Meters and Meter Installations	15152 0	0	0	15152 0		5.00%	758 0
335	Hydrants	0	0	0	0			0
336	Backflow Prevention Devices	0	0	0	0			0
339	Other Plant and Misc. Equipment	0	0	0	0			0
340	Office Furniture and Equipment	5225 0	0	0	5225 0		5.00%	261 0
340.1	Computer & Software	0	0	0	0			0
341	Transportation Equipment	0	0	0	0			0
342	Stores Equipment	0	0	0	0			0
343	Tools, Shop and Garage Equipment	0	0	0	0			0
344	Laboratory Equipment	0	0	0	0			0
345	Power Operated Equipment	0	0	0	0			0
346	Communication Equipment	1661 0	0	0	1661 0			0
347	Miscellaneous Equipment	0	0	0	0			0
348	Other Tangible Plant	0	0	0	0			0
	Subtotal	266325 \$0	\$0	\$0	266325 \$0	\$0		12546 \$0

Contribution(s) in Aid of Construction (Gross)
 Less: Non Amortizable Contribution(s)
 Fully Amortized Contribution(s)
 Amortizable Contribution(s)
 Times: Proposed Amortization Rate
Amortization of CIAC


 \$0
 4.71%
 \$ -0-

Less: Amortization of CIAC

DEPRECIATION EXPENSE:

Instructions: Fill out the Grey Cells with the relevant information. Input 0 or none if there is nothing recorded in that account or there is no applicable information to report.

0
 Annual Report
 Balance Sheet Assets
 12/31/18

Balance Sheet Assets				
Account No.	Assets		Balance at Beginning of Year (2018)	Balance at End of Year (2018)
Current and Accrued Assets				
131	Cash		1214	480
134	Working Funds			
135	Temporary Cash Investments			
141	Customer Accounts Receivable			
146	Notes Receivable from Associated Companies			
151	Plant Material and Supplies			
162	Prepayments			
174	Miscellaneous Current and Accrued Assets		3636	919
	Total Current and Accrued Assets		4850 \$0	1399 \$0
Fixed Assets				
101	Utility Plant in Service*		266325 \$0	266325 \$0
103	Property Held for Future Use			
105	Construction Work in Progress			
108	Accumulated Depreciation (enter as negative)*			(12546) 0
121	Non-Utility Property			
122	Accumulated Depreciation - Non Utility			
	Total Fixed Assets		266325 \$0	253779 \$0
	Total Assets		271175 \$0	255178 \$0

Instructions: Fill out the Grey Cells with the relevant information. Input 0 or none if there is nothing recorded in that account or there is no applicable information to report.

*Note these items feed automatically from AR3 UPIS Page 3

0

Annual Report

Balance Sheet Liabilities and Owners Equity

Balance Sheet Liabilities and Owners Equity				
	Liabilities		Balance at Beginning of Year (2018)	Balance at End of Year (2018)
Account No.	Current Liabilities			
231	Accounts Payable		16598	950
232	Notes Payable (Current Portion)			
234	Notes Payable to Associated Companies			
235	Customer Deposits			
236	Accrued Taxes			
237	Accrued Interest			
242	Miscellaneous Current and Accrued Liabilities			
	Total Current Liabilities		16598 \$0	950 \$0
	Long Term Debt			
224	Long Term Debt (Notes and Bonds)			
	Deferred Credits			
251	Unamortized Premium on Debt			
252	Advances in Aid of Construction			
255	Accumulated Deferred Investment Tax Credits			
271	Contributions in Aid of Construction			
272	Less: Amortization of Contributions			
281	Accumulated Deferred Income Tax			
	Total Deferred Credits		\$0	\$0
	Total Liabilities		16598 \$0	950 \$0
	Capital Accounts			
201	Common Stock Issued			
211	Other Paid-In Capital			
215	Retained Earnings			
218	Proprietary Capital (Sole Props and Partnerships)			
	Total Capital		\$0	\$0
	Total Liabilities and Capital		16598 \$0	950 \$0

Instructions: Fill out the Grey Cells with the relevant information. Input 0 or none if there is nothing recorded in that account or there is no applicable information to report.

Note: Total liabilities and Capital must match total assets for the beginning and end of the year!

Annual Report
Water Comparative Income Statement
12/31/18

Water Comparative Income Statement			
Account No.	Calendar Year	Current Year 01/01/2018 - 12/31/2018	Last Year 01/01/2017 - 12/31/2017
	Operating Revenue		
461	Metered Water Revenue	13401	15499
460	Unmetered Water Revenue		
462	Fire Protection Revenue		
469	Guaranteed Revenues (Surcharges)		
471	Miscellaneous Service Revenues		
474	Other Water Revenue		
	Total Revenues	13401 \$0	15499 \$0
	Operating Expenses		
601	Salaries and Wages	2250	
604	Employee Pensions and Benefits		
610	Purchased Water		
615	Purchased Power	3680	3969
618	Chemicals	300	124
620	Materials and Supplies	755	357
620.1	Repairs and Maintenance	3168	2721
620.2	Office Supplies and Expense	470	662
630	Contractual Services	2244	
631	Contractual Services - Engineering		
632	Contractual Services - Accounting		
633	Contractual Services - Legal		
634	Contractual Services - Management Fees		
635	Contractual Services - Water Testing	470	1450
636	Contractual Services - Other		
640	Rents		
641	Rental of Building/Real Property		
642	Rental of Equipment		
650	Transportation Expenses		
657	Insurance - General Liability		
657.1	Insurance - Health and Life		
665	Regulatory Commission Expense - Rate	520	520
670	Bad Debt Expense	3029	
675	Miscellaneous Expense		867
403	Depreciation Expense (From Schedule AR4)	12546	12284
408	Taxes Other Than Income		
408.11	Property Taxes	781	773
409	Income Taxes		
427.1	Customer Security Deposit Interest		
	Total Operating Expenses	30213 \$0	23727 \$0
	Operating Income / (Loss)	(16,812) \$0	(8228) \$0
	Other Income / (Expense)		
419	Interest and Dividend Income		
421	Non-Utility Income		
426	Miscellaneous Non-Utility (Expense)		
427	Interest (Expense)		
	Total Other Income / (Expense)	\$0	\$0
	Net Income / (Loss)	(16,812) \$0	(8228) \$0

Instructions: Fill out the Grey Cells with the relevant information. Input 0 or none if there is nothing recorded in that account or there is no applicable information to report.

0
 Annual Report
 Full time equivalent employees
 12/31/18

Full time equivalent employees

	Direct Company	Outside service	Total
President			0.0
Vice-president			0.0
Manager			0.0
Engineering Staff			0.0
System Operator(s)			0.0
Meter reader			0.0
Customer Service			0.0
Accounting			0.0
Business Office			0.0
Rates Department			0.0
Administrative Staff			0.0
Other			0.0
Total	0.0	0.0	0.0

NO FULL-TIME EMPLOYEES

Instructions: Fill out the Grey Cells with the relevant information. Input 0 or none if there is nothing recorded in that account or there is no applicable information to report. A full-time employee is based on 2080 total hours per year. Please calculate partial employees using 2080 hours.

0

Annual Report
Supplemental Financial Data (Long-Term Debt)
12/31/18

NO LOANS OUTSTANDING

Supplemental Financial Data (Long-Term Debt)				
	Loan #1	Loan #2	Loan #3	Loan #4
Date Issued				
Source of Loan				
ACC Decision No.				
Reason for Loan				
Dollar Amt. Issued				
Amount Outstanding				
Date of Maturity				
Interest Rate				
Current Year Interest				
Current Year Principal				

Meter Deposit Balance at Test Year End:

Meter Deposits Refunded During the Test Year:

List all bonds, notes, loans, and other types of indebtedness in which the proceeds were used in the provision of public utility service. Indebtedness incurred for personal uses by the owner of the utility should not be listed. Input 0 or none if there is nothing to report for that cell.

Well and Water Usage									
Name of the System: RILLITO WATER USERS ASSOCIATION									
ADEQ Public Water System Number: W-02003A									
ADWR PCC Number:									
Well registry 55# (55-XXXXXX):	Pump Horsepower	Pump Yield (gpm)	Casing Depth (feet)	Casing Diameter (inches)	Pump Motor Type **	Year Drilled	Meter Size (inches)	How measured:	Active
504409	10	100	10	3		1967			
606066	10	100	10	3		1967			

Name of system water delivered to: _____
 ADWR PCC Number: _____
 Source of water delivered to another system: _____

Name of system water received from: **RILLITO WATER USERS ASSOCIATION #10-098**
 ADWR PCC Number: **W-02003A**
 Source of water received: **WELL**
 Well registry 55# (55-XXXXXX): **A20410098**

Month	Water withdrawn (acre ft) ¹	Water sold (acre ft) ²	Water delivered (sold) to other systems (acre ft) ³	Water received (purchased) from other systems (acre ft) ⁴	Estimated authorized use (acre ft) ⁵	Purchased Power Expense ⁶	Purchased Power (kWh) ⁷
January		258850		981		275	1621
February		289580		1016		246	1508
March		247700		947		229	1393
April		248540		939		229	1374
May		401206		1187		270	1616
June		575590		1428		363	2103
July		595160		1469		397	2315
August		462180		1260		275	1548
September		511900		1339		331	1902
October		312560		1033		295	1741
November		232110		910		205	1241
December		180910		848		220	1343
Totals	0	4,352,286	0	13401	0	3335 ⁵⁰	19705 ⁰

If applicable, in the space below please provide a description for all un-metered water use along with amount:

Instructions: Fill out the Grey Cells with the relevant information. Input 0 or none if there is nothing recorded in that account or there is no applicable information to report

- 1 Water withdrawn - Total acre feet of water withdrawn from pumped sources.
- 2 Water sold - Total acre feet from customer meters, and other sales such as construction water.
- 3 Water delivered (sold) to other systems - Total acre feet of water delivered to other systems.
- 4 Water received (purchased) from other systems - Total acre feet of water purchased/received from other systems.
- 5 Estimated authorized use - Total estimated acre feet from authorized metered or unmetered use. Authorized uses such as flushing (mains, services and hydrants) draining/cleaning tanks process, construction, fire fighting, etc. Non-authorized use (real losses) are service line breaks and leaks, water main breaks, meter inaccuracies and theft.
- 6 Enter the total purchased power costs for the power meters associated with this system.
- 7 Enter the total purchased kWh used by the power meters associated with this system.

Water Utility Plant Description

Name of the System:	0 R 11-1 TO WATER USERS ASSOCIATION
ADEQ Public Water System Number:	W-02003A
ADWR PCC Number:	

MAINS		
Sizes (inches)	Material	Length (feet)
2.0	AC/PVC	1,680
3.0	AC/PVC	480
3.0	Steel	350

CUSTOMER METERS	
Size (inches)	Quantity
0.75	100
Compound 2	1

SERVICE LINES	
Material	Percent of system

BOOSTER PUMPS		
Horsepower	GPM	Quantity
3		2

FIRE HYDRANTS	
Type	Quantity
Standard *	0
Other	0

STORAGE TANKS		
Capacity (gallons)	Material	Quantity
20,000		1

PRESSURE/BLADDER TANKS		
Capacity (gallons)	Material	Quantity
5,000		1

Instructions: Fill out the Grey Cells with the relevant information. Input 0 or none if there is nothing recorded in that account or there is no applicable information to report. Copy and paste this sheet as many times as is necessary

* A standard fire hydrant has two 2.5 inch hose connection nozzles with 7.5 threads per inch, and one 4.5 inch pumper connection nozzle with 4 threads per inch.

Water Utility Plant Description (Continued)

For the following three items, list the utility owned assets in each category for each system.

TREATMENT EQUIPMENT:	CONTRACTED TO: GORT CONSULTING - WENDY GORT (520) 896-2190 P.O. BOX 1898 ORACLE, ARIZONA 85623
STRUCTURES:	6' FENCE AROUND WELL #1 AND STORAGE TANKS 6' FENCE AROUND WELL #2 STORAGE BUILDING AROUND WELL #1 SITE
OTHER:	

Instructions: Fill out the Grey Cells with the relevant information. Input 0 or none if there is nothing recorded in that account or there is no applicable information to report. Copy and paste this sheet as many times as is necessary

Customer and Other Information	
Name of the System:	0 RILLITO WATER USERS ASSOCIATION
ADEQ Public Water System Number:	W-02003A
ADWR PCC Number:	

Month	Number of Customers				Other Non-Residential
	Single-Family	Multi-Family	Commercial	Turf/Irrigation	
January	49		6	1	
February	49		6	1	
March	49		6	1	
April	48		6	1	
May	46		6	1	
June	46		6	1	
July	46		6	1	
August	45		6	1	
September	45		6	1	
October	45		6	1	
November	45		6	1	
December	45		6	1	

If the system has fire hydrants, what is the fire flow requirements? GPM for hrs.

Does the system have chlorination treatment?

Does the Company have an ADWR Gallons Per Capita Per Day (GPCPD) requirement?

If yes, provide the GPCPD amount:

Is the Water Utility located in an ADWR Active Management Area (AMA)?
 If yes, which AMA?

Instructions: Fill out the Grey Cells with the relevant information. Input 0 or none if there is nothing recorded in that account or there is no applicable information to report. Copy and paste this sheet as many times as is necessary

0

Annual Report
Property Taxes
12/31/18


Property Taxes

Amount of actual property taxes paid during Calendar Year 2018 was

781

If no property taxes paid, explain why.

Instructions: Fill out the Grey Cells with the relevant information. Input 0 or none if there is nothing recorded in that account or there is no applicable information to report.



RECEIVED
UTILITIES DIVISION

2019 APR 18 A 9:33

Verification and Sworn Statement (Taxes)

Verification: State of ARIZONA I, the undersigned of the
(state name)

County of (county name): PIMA
Name (owner or official) title: JUANITA CARBAJAL SECRETARY-TREASURER
Company name: ORILLITO WATER USERS ASSOCIATION

DO SAY THAT THIS ANNUAL UTILITY PROPERTY TAX AND SALES TAX REPORT TO THE ARIZONA CORPORATION COMMISSION.

FOR THE YEAR ENDING: 12/31/18

HAS BEEN PREPARED UNDER MY DIRECTION, FROM THE ORIGINAL BOOKS, PAPERS AND RECORDS OF SAID UTILITY; THAT I HAVE CAREFULLY EXAMINED THE SAME, AND DECLARE THE SAME TO BE A COMPLETE AND CORRECT STATEMENT OF BUSINESS AND AFFAIRS OF SAID UTILITY FOR THE PERIOD COVERED BY THIS REPORT IN RESPECT TO EACH AND EVERY MATTER AND THING SET FORTH, TO THE BEST OF MY KNOWLEDGE, INFORMATION AND BELIEF.

Sworn Statement: I HEREBY ATTEST THAT ALL PROPERTY TAXES FOR SAID COMPANY ARE CURRENT AND PAID IN FULL.

I HEREBY ATTEST THAT ALL SALES TAXES FOR SAID COMPANY ARE CURRENT AND PAID IN FULL.


Juanita Carbajal
signature of owner/official

(520) 682-3531
telephone no.

SUBSCRIBED AND SWORN TO BEFORE ME A NOTARY PUBLIC
IN AND FOR THE COUNTY

THIS 15 DAY OF Pima, Arizona
April, 2019
(month) and (year)

MY COMMISSION EXPIRES 06-11-2021
(date)



Cintia Y Maybury
(signature of notary public)

Verification and Sworn Statement

Verification:

State of ARIZONA I, the undersigned of the
(state name)
County of (county name): PIMA
Name (owner or official) title: JUANITA CARBAJAL SECRETARY - TREASURER
Company name: RILLITO WATER USERS ASSOCIATION

RECEIVED
UTILITIES DIVISION
2019 APR 18 A 9:32
CORPORATION COMMISSION

DO SAY THAT THIS ANNUAL UTILITY PROPERTY TAX AND SALES TAX REPORT TO THE ARIZONA CORPORATION COMMISSION.

FOR THE YEAR ENDING: 12/31/18


HAS BEEN PREPARED UNDER MY DIRECTION, FROM THE ORIGINAL BOOKS, PAPERS AND RECORDS OF SAID UTILITY; THAT I HAVE CAREFULLY EXAMINED THE SAME, AND DECLARE THE SAME TO BE A COMPLETE AND CORRECT STATEMENT OF BUSINESS AND AFFAIRS OF SAID UTILITY FOR THE PERIOD COVERED BY THIS REPORT IN RESPECT TO EACH AND EVERY MATTER AND THING SET FORTH, TO THE BEST OF MY KNOWLEDGE, INFORMATION AND BELIEF.

Sworn Statement: IN ACCORDANCE WITH THE REQUIREMENTS OF TITLE 40, ARTICLE 8, SECTION 40-401, ARIZONA REVISED STATUTES, IT IS HEREIN REPORTED THAT THE GROSS OPERATING REVENUE OF SAID UTILITY DERIVED FROM ARIZONA INTRASTATE UTILITY OPERATIONS DURING THE CALENDAR YEAR WAS:

Arizona Intrastate Gross Operating Revenues Only (\$)
\$ 13401
(The amount in the box above includes
\$ 813 in sales taxes
billed or collected)

Juanita Carbajal
signature of owner/official
0
telephone no.

SUBSCRIBED AND SWORN TO BEFORE ME A NOTARY PUBLIC
IN AND FOR THE COUNTY Pima
THIS 15 DAY OF April, 2019
(month) and (year)
MY COMMISSION EXPIRES 06-11-2021
(date)



Cintia Y Maybury
(signature of notary public)

Verification and Sworn Statement (Residential Revenue)

Verification:

State of ARIZONA I, the undersigned of the

(state name)

RECEIVED
UTILITIES DIVISION

County of (county name):

0 PIMA

2019 APR 18 A 11:33

Name (owner or official) title:

JUANITA CARBAJAL, SECRETARY-TREASURER

Company name:

WILL TO WATER USERS ASSOCIATION

COMMISSION

DO SAY THAT THIS ANNUAL UTILITY PROPERTY TAX AND SALES TAX REPORT TO THE ARIZONA CORPORATION COMMISSION.

FOR THE YEAR ENDING: 12/31/18

HAS BEEN PREPARED UNDER MY DIRECTION, FROM THE ORIGINAL BOOKS, PAPERS AND RECORDS OF SAID UTILITY; THAT I HAVE CAREFULLY EXAMINED THE SAME, AND DECLARE THE SAME TO BE A COMPLETE AND CORRECT STATEMENT OF BUSINESS AND AFFAIRS OF SAID UTILITY FOR THE PERIOD COVERED BY THIS REPORT IN RESPECT TO EACH AND EVERY MATTER AND THING SET FORTH, TO THE BEST OF MY KNOWLEDGE, INFORMATION AND BELIEF.

Sworn Statement: IN ACCORDANCE WITH THE REQUIREMENTS OF TITLE 40, ARTICLE 8, SECTION 40-401, ARIZONA REVISED STATUTES, IT IS HEREIN REPORTED THAT THE GROSS OPERATING REVENUE OF SAID UTILITY DERIVED FROM ARIZONA INTRASTATE UTILITY OPERATIONS RECEIVED FROM RESIDENTIAL CUSTOMERS DURING THE CALENDAR YEAR WAS:

Arizona Intrastate Gross Operating Revenues Only (\$)

\$ 13401

(The amount in the box above includes

\$ 813

in sales taxes

billed or collected)

Juanita Carbajal
signature of owner/official

(520) 682-3531
telephone no.

SUBSCRIBED AND SWORN TO BEFORE ME A NOTARY PUBLIC
IN AND FOR THE COUNTY


Pima
(county name)

THIS 15

DAY OF April, 2019
(month) and (year)

MY COMMISSION EXPIRES

06-11-2021
(date)



Cintia Y Maybury
(signature of notary public)



PIMA COUNTY TREASURER'S OFFICE

Beth Ford, CPA
Pima County Treasurer

240 North Stone Avenue
Tucson AZ, 85701-1199
(520) 724-8341

PIMA COUNTY TAX RECEIPT

RILLITO WATER USERS ASSN
ATTN: JUANITA CARBAJAL
PO BOX 668
RILLITO AZ 85654-0668

PAID BY: Homeowner
PROPERTY LOCATION: No Location Data Available
TOTAL TAX: \$ 756.31

PROPERTY TYPE: Secured, Centrally Assessed

PAYMENT DETAIL

Receipt No.	State Code	Tax Year	Install No.	Payment Description	Payment Date	Payment
6463611	944806770	2018	1	Tax Payment	12/31/2018	0.01
6463611	944806770	2018	2	Tax Payment	12/31/2018	378.15
Total Payment						\$ 378.16
Remaining Amount						\$ 0.00

Remaining amount does NOT include interest, penalties or other charges on delinquent taxes.
Please call the Treasurer's Office at 520-724-8341 for payoff amount.

THIS IS NOT A BILL

Thank you for your payment!



PIMA COUNTY TREASURER'S OFFICE

Beth Ford, CPA
Pima County Treasurer

240 North Stone Avenue
Tucson AZ, 85701-1199
(520) 724-8341

PIMA COUNTY TAX RECEIPT

RILLITO WATER USERS ASSN
ATTN: JUANITA CARBAJAL
PO BOX 668
RILLITO AZ 85654-0668

PAID BY: Homeowner
PROPERTY LOCATION: No Location Data Available
TOTAL TAX: \$ 756.31

PROPERTY TYPE: Secured, Centrally Assessed

PAYMENT DETAIL

Receipt No.	State Code	Tax Year	Install No.	Payment Description	Payment Date	Payment
6072244	944806770	2018	1	Tax Payment	10/01/2018	378.15
Total Payment						\$ 378.15
Remaining Amount						\$ 378.16

Remaining amount does NOT include interest, penalties or other charges on delinquent taxes.
Please call the Treasurer's Office at 520-724-8341 for payoff amount.

THIS IS NOT A BILL

Thank you for your payment!



PIMA COUNTY TREASURER'S OFFICE

Beth Ford, CPA
Pima County Treasurer

240 North Stone Avenue
Tucson AZ, 85701-1199
(520) 724-8341

PIMA COUNTY TAX RECEIPT

RILLITO WATER USERS ASSN
ATTN: JUANITA CARBAJAL
PO BOX 668
RILLITO AZ 85654-0668

PAID BY: Homeowner
PROPERTY LOCATION: No Location Data Available
TOTAL TAX: \$ 756.31

PROPERTY TYPE: Secured, Centrally Assessed

PAYMENT DETAIL

Receipt No.	State Code	Tax Year	Install No.	Payment Description	Payment Date	Payment
6463611	944806770	2018	2	Tax Payment	12/31/2018	378.15
6463611	944806770	2018	1	Tax Payment	12/31/2018	0.01
Total Payment						\$ 378.16
Remaining Amount						\$ 0.00

Remaining amount does NOT include interest, penalties or other charges on delinquent taxes.
Please call the Treasurer's Office at 520-724-8341 for payoff amount.

THIS IS NOT A BILL

Thank you for your payment!



PIMA COUNTY TREASURER'S OFFICE

Beth Ford, CPA
Pima County Treasurer

240 North Stone Avenue
Tucson AZ, 85701-1199
(520) 724-8341

PIMA COUNTY TAX RECEIPT

RILLITO WATER USERS ASSN
ATTN: JUANITA CARBAJAL
PO BOX 668
RILLITO AZ 85654-0668

PAID BY: Homeowner
PROPERTY LOCATION: No Location Data Available
TOTAL TAX: \$ 12.40

PROPERTY TYPE: Secured, Centrally Assessed

PAYMENT DETAIL

Receipt No.	State Code	Tax Year	Install No.	Payment Description	Payment Date	Payment
6072247	21613075B	2018	1	Tax Payment	10/01/2018	12.40
Total Payment						\$ 12.40
Remaining Amount						\$ 0.00

Remaining amount does NOT include interest, penalties or other charges on delinquent taxes.
Please call the Treasurer's Office at 520-724-8341 for payoff amount.

THIS IS NOT A BILL

Thank you for your payment!

