

**RECEIVED
BY EMAIL
5/12/2023, 1:39 PM
ARIZONA CORPORATION COMMISSION
UTILITIES DIVISION**

ANNUAL REPORT

Of

Company Name:
9532 E. Riggs Rd

Mailing Address: Sun Lakes AZ
85248

Docket No.: W-03861A
For the Year Ended:

WATER UTILITY

To

Arizona Corporation Commission

Due on April 15th

Email: Util-Compliance@azcc.gov, mail or deliver the completed Annual Report to:
Arizona Corporation Commission
Compliance Section - Utilities Division
1200 West Washington Street
Phoenix, Arizona 85007

Application Type:
Application Date:

ARIZONA CORPORATION COMMISSION
 WATER UTILITY ANNUAL REPORT
 Ridgeview Utility Company
 A Class Utility

For the Calendar Year Ended: 12/31/22

Primary Address:
 City: State: Zip Code:

Telephone Number:

Date of Original Organization of Utility:

Person to whom correspondence should be addressed concerning this report:

Name:
 Telephone No. :
 Address:
 City: State: Zip Code:
 Email:

On-Site Manager

Name:
 Telephone No. :
 Address:
 City: State: Zip Code:
 Email:

Regulatory and Management Contact

Name:
 Telephone No. :
 Address:
 City: State: Zip Code:
 Email:

NA

Name:
 Telephone No. :
 Address:
 City: State: Zip Code:
 Email:

NA

Name:
 Telephone No. :
 Address:
 City: State: Zip Code:
 Email:

Ownership:

Counties Served:

Important changes during the year

Yes	For those companies not subject to the affiliated interest rules, has there been a change in ownership or direct control during the year?
If yes, please provide specific details in the box below.	
In December 2022, the Company repurchased 1.556451612903230% ownership interest from the Edward J Robson Family Foundation	

N/A	Has the company been notified by any other regulatory authorities during the year, that they are out of compliance?
If yes, please provide specific details in the box below.	
n/a	

Utility Plant in Service (Water)							
Account No.	Description	Beginning Year Original Cost	Current Year Additions	Current Year Retirements	Adjusted Original Cost	Accumulated Depreciation	OCLD (OC less AD)
		\$0	\$0	\$0	\$0	\$0	\$0
301	Organization						
302	Franchises	55,315	0	0	55,315	0	55,315
303	Land and Land Rights	0	0	0	0	0	0
304	Structures and Improvements	32,710	0	0	32,710	15,275	17,435
305	Collecting & Improving Reservoirs	0	0	0	0	0	0
306	Lake, River, Canal Intakes	0	0	0	0	0	0
307	Wells and Springs	1,104,656	0	950	1,103,706	570,484	533,222
308	Infiltration Galleries	0	0	0	0	0	0
309	Supply Mains	0	0	0	0	0	0
310	Power Generation Equipment	0	0	0	0	0	0
311	Pumping Equipment	670,429	1,636	0	672,065	195,551	476,514
320	Water Treatment Equipment	0	0	0	0	0	0
320.1	Water Treatment Plants	0	0	0	0	0	0
320.2	Solution Chemical Feeders	0	881	0	881	(852)	1,733
320.3	Point-of-Use Treatment Devices	0	0	0	0	0	0
330	Distribution Reservoirs and Standpipes	0	0	0	0	0	0
330.1	Storage Tanks	171,818	0	0	171,818	95,327	76,491
330.2	Pressure Tanks	2,774	0	0	2,774	1,031	1,743
331	Transmission and Distribution Mains	1,263,396	31,409	0	1,294,805	402,443	892,362
333	Services	239,022	814	0	239,836	59,195	180,641
334	Meters and Meter Installations	43,848	13,901	490	57,259	(997)	58,256
335	Hydrants	247,074	0	0	247,074	76,734	170,340
336	Backflow Prevention Devices	0	0	0	0	0	0
339	Other Plant and Misc. Equipment	0	0	0	0	0	0
340	Office Furniture and Equipment	1,463	108	47	1,524	620	904
340.1	Computer & Software	2,700	0	0	2,700	95	2,605
341	Transportation Equipment	1,841	2,250	0	4,091	263	3,828
342	Stores Equipment	0	0	0	0	0	0
343	Tools, Shop and Garage Equipment	440	0	0	440	25	415
344	Laboratory Equipment	0	0	0	0	0	0
345	Power Operated Equipment	0	2,350	0	2,350	65	2,285
346	Communication Equipment	4,833	14	0	4,847	(840)	5,687
347	Miscellaneous Equipment	3,896	0	0	3,896	1,120	2,776
348	Other Tangible Plant	0	0	0	0	0	0
	Totals	\$3,846,215	\$53,363	\$1,487	\$3,898,091	\$1,415,539	\$2,482,552

Ridgeview Utility Company
Annual Report
Depreciation Expense for the Current Year (Water)
12/31/22

Depreciation Expense for the Current Year (Water)									
Account No.	Description	Beginning Year Original Cost	Current Year Additions	Current Year Retirements	Adjusted Original Cost	Fully Depreciated/Non-depreciable Plant	Depreciable Plant	Depreciation Percentages	Depreciation Expense
301	Organization	\$0	\$0	\$0	\$0	\$0	\$0	0.00%	\$0
302	Franchises	55,315	0	0	55,315	55,315	0	0.00%	0
303	Land and Land Rights	0	0	0	0	0	0	0.00%	0
304	Structures and Improvements	32,710	0	0	32,710	0	32,710	3.00%	981
305	Collecting & Improving Reservoirs	0	0	0	0	0	0	3.00%	0
306	Lake, River, Canal Intakes	0	0	0	0	0	0	3.00%	0
307	Wells and Springs	1,104,656	0	950	1,103,706	0	1,103,706	3.00%	33,136
308	Infiltration Galleries	0	0	0	0	0	0	3.00%	0
309	Supply Mains	0	0	0	0	0	0	3.00%	0
310	Power Generation Equipment	0	0	0	0	0	0	3.00%	0
311	Pumping Equipment	670,429	1,636	0	672,065	0	672,065	3.00%	20,120
320	Water Treatment Equipment	0	0	0	0	0	0	3.00%	0
320.1	Water Treatment Plants	0	0	0	0	0	0	3.00%	0
320.2	Solution Chemical Feeders	0	881	0	881	0	881	3.00%	8
320.3	Point-of-Use Treatment Devices	0	0	0	0	0	0	3.00%	0
330	Distribution Reservoirs and Standpipes	0	0	0	0	0	0	3.00%	0
330.1	Storage Tanks	171,818	0	0	171,818	0	171,818	3.00%	5,155
330.2	Pressure Tanks	2,774	0	0	2,774	0	2,774	3.00%	83
331	Transmission and Distribution Mains	1,263,396	31,409	0	1,294,805	0	1,294,805	3.00%	37,981
333	Services	239,022	814	0	239,836	0	239,836	3.00%	7,178
334	Meters and Meter Installations	43,848	13,901	490	57,259	0	57,259	3.00%	1,559
335	Hydrants	247,074	0	0	247,074	0	247,074	3.00%	7,412
336	Backflow Prevention Devices	0	0	0	0	0	0	3.00%	0
339	Other Plant and Misc. Equipment	0	0	0	0	0	0	3.00%	0
340	Office Furniture and Equipment	1,463	108	47	1,524	0	1,524	3.00%	45
340.1	Computer & Software	2,700	0	0	2,700	0	2,700	3.00%	81
341	Transportation Equipment	1,841	2,250	0	4,091	0	4,091	3.00%	111
342	Stores Equipment	0	0	0	0	0	0	3.00%	0
343	Tools, Shop and Garage Equipment	440	0	0	440	0	440	3.00%	13
344	Laboratory Equipment	0	0	0	0	0	0	3.00%	0
345	Power Operated Equipment	0	2,350	0	2,350	0	2,350	3.00%	65
346	Communication Equipment	4,833	14	0	4,847	0	4,847	3.00%	145
347	Miscellaneous Equipment	3,896	0	0	3,896	0	3,896	3.00%	117
348	Other Tangible Plant	0	0	0	0	0	0	3.00%	0
	Subtotal	\$3,846,215	\$53,363	\$1,487	\$3,898,091	\$55,315	\$3,842,776		\$114,190

Contribution(s) in Aid of Construction (Gross)	\$13,334
Less: Non Amortizable Contribution(s)	0
Fully Amortized Contribution(s)	0
Amortizable Contribution(s)	<u>\$13,334</u>
Times: Proposed Amortization Rate	3.00%
Amortization of CIAC	\$400

Less: Amortization of CIAC

DEPRECIATION EXPENSE

Ridgeview Utility Company
Annual Report
Balance Sheet Assets
12/31/22

Balance Sheet Assets				
	Assets		Balance at Beginning of Year (2022)	Balance at End of Year (2022)
Account No.	Current and Accrued Assets			
131	Cash		\$427,457	\$124,255
134	Working Funds		0	0
135	Temporary Cash Investments		0	0
141	Customer Accounts Receivable		22,520	22,203
142	Other Receivables		3,220	2,951
145	Accounts Receivable - Related Party		157	236
146	Notes Receivable from Associated Companies		42,525	0
151	Plant Material and Supplies		0	0
162	Prepayments		160	218
174	Miscellaneous Current and Accrued Assets		0	0
	Total Current and Accrued Assets		\$496,039	\$149,863
Account No.	Fixed Assets			
101	Utility Plant in Service*		\$3,846,215	\$3,898,091
103	Property Held for Future Use		0	0
105	Construction Work in Progress		0	0
108	Accumulated Depreciation (enter as negative)*		(1,302,836)	(1,415,539)
121	Non-Utility Property		0	0
122	Accumulated Depreciation - Non Utility		0	0
	Total Fixed Assets		\$2,543,379	\$2,482,552
	Total Assets		\$3,039,418	\$2,632,415

*Note these items feed automatically from AR3 UPIS Page 4

Ridgeview Utility Company
Annual Report
Balance Sheet Liabilities and Owners Equity

Balance Sheet Liabilities and Owners Equity				
	Liabilities		Balance at Beginning of Year (2022)	Balance at End of Year (2022)
Account No.	Current Liabilities			
231	Accounts Payable		\$4,303	\$33,928
232	Notes Payable (Current Portion)		0	0
233	Accounts Payable - Related Party		473,114	24,386
234	Notes Payable to Associated Companies		0	0
235	Customer Deposits		0	0
236	Accrued Taxes		7,480	6,717
237	Accrued Interest		0	0
242	Miscellaneous Current and Accrued Liabilities		1,837	2,794
	Total Current Liabilities		\$486,734	\$67,825
	Long Term Debt			
224	Long Term Debt (Notes and Bonds)		\$0	\$0
	Deferred Credits			
251	Unamortized Premium on Debt		\$0	\$0
252	Advances in Aid of Construction		0	0
255	Accumulated Deferred Investment Tax Credits		0	0
271	Contributions in Aid of Construction		13,334	13,334
272	Less: Amortization of Contributions		(1,600)	(2,000)
281	Accumulated Deferred Income Tax		0	0
	Total Deferred Credits		\$11,734	\$11,334
	Total Liabilites		\$498,468	\$79,159
	Capital Accounts			
201	Common Stock Issued		\$2,400,000	\$2,400,000
211	Other Paid-In Capital		369,997	369,997
215	Retained Earnings		(229,047)	(216,741)
218	Proprietary Capital (Sole Props and Partnerships)		0	0
	Total Capital		\$2,540,950	\$2,553,256
	Total Liabilities and Capital		\$3,039,418	\$2,632,415

Note: Total liabilities and Capital must match total assets for the beginning and end of the year!

Ridgeview Utility Company
Annual Report
Water Comparative Income Statement
12/31/22

Water Comparative Income Statement			
Account No.	Calendar Year	Current Year 01/01/2022 - 12/31/2022	Last Year 01/01/2021 - 12/31/2021
	Operating Revenue		
461	Metered Water Revenue	\$306,689	\$288,970
460	Unmetered Water Revenue	0	0
462	Fire Protection Revenue	0	0
469	Guaranteed Revenues (Surcharges)	0	0
471	Miscellaneous Service Revenues	0	0
474	Other Water Revenue	1,700	1,848
	Total Revenues	\$308,389	\$290,818
	Operating Expenses		
601	Salaries and Wages	\$21,288	\$13,189
603	Salaries and Wages - Officers	4,423	4,423
604	Employee Pensions and Benefits	2,743	1,728
610	Purchased Water	0	0
615	Purchased Power	84,103	95,154
618	Chemicals	2,071	1,516
620	Materials and Supplies	0	0
620.1	Repairs and Maintenance	2,380	3,797
620.2	Office Supplies and Expense	4,872	4,329
630	Contractual Services	0	0
631	Contractual Services -Engineering	0	0
632	Contractual Services - Accounting	460	470
633	Contractual Services - Legal	98	0
634	Contractual Services - Management Fees	0	0
635	Contractual Services - Water Testing	240	272
636	Contractual Services - Other	9,000	9,000
640	Rents	0	0
641	Rental of Building/Real Property	0	0
642	Rental of Equipment	53	68
650	Transportation Expenses	17,017	15,319
656	Insurance - Vehicles	3,996	3,147
657	Insurance - General Liability	4,152	4,105
657.1	Insurance - Health and Life	0	0
665	Regulatory Commission Expense - Rate	0	0
670	Bad Debt Expense	0	48
675	Miscellaneous Expense	2,049	2,038
403	Depreciation Expense (From Schedule AR4)	113,790	111,013
408.11	Property Taxes	10,665	11,843
408.12	Payroll Taxes	1,661	775
408.13	Other taxes and licenses	3,409	1,095
409	Income Taxes	0	0
427.1	Customer Security Deposit Interest	0	0
	Total Operating Expenses	\$288,470	\$283,329
	Operating Income / (Loss)	\$19,919	\$7,489
	Other Income / (Expense)		
419	Interest and Dividend Income	\$461	\$1,536
421	Non-Utility Income	3,158	3,414
426	Miscellaneous Non-Utility (Expense)	0	0
427	Interest (Expense)	0	0
	Total Other Income / (Expense)	\$3,619	\$4,950
	Net Income / (Loss)	\$23,538	\$12,439

Full time equivalent employees

	Direct Company	Allocated	Outside service	Total
President	0.0	0.0	0.0	0.0
Vice-president	0.0	0.0	0.0	0.0
Manager	0.0	0.0	0.0	0.0
Engineering Staff	0.0	0.0	0.0	0.0
System Operator(s)	0.0	0.2	0.0	0.2
Meter reader	0.0	0.0	0.0	0.0
Customer Service	0.0	0.1	0.0	0.1
Accounting	0.0	0.0	0.0	0.0
Business Office	0.0	0.0	0.0	0.0
Rates Department	0.0	0.0	0.0	0.0
Administrative Staff	0.0	0.1	0.0	0.1
Other	0.0	0.0	0.0	0.0
Total	0.0	0.4	0.0	0.4

Supplemental Financial Data (Long-Term Debt)				
	Loan #1	Loan #2	Loan #3	Loan #4
Date Issued	NA	NA	NA	NA
Source of Loan	NA	NA	NA	NA
ACC Decision No.	NA	NA	NA	NA
Reason for Loan	NA	NA	NA	NA
Dollar Amt. Issued	NA	NA	NA	NA
Amount Outstanding	NA	NA	NA	NA
Date of Maturity	NA	NA	NA	NA
Interest Rate	NA	NA	NA	NA
Current Year Interest	NA	NA	NA	NA
Current Year Principal	NA	NA	NA	NA

Meter Deposit Balance at Test Year End:	\$0
---	-----

Meter Deposits Refunded During the Test Year:	\$0
---	-----

List all bonds, notes, loans, and other types of indebtedness in which the proceeds were used in the provision of public utility service. Indebtedness incurred for personal uses by the owner of the utility should not be listed. Input 0 or none if there is nothing to report for that cell.

Well and Water Usage

Name of the System:		LAGO DEL ORO WATER CO									
ADEQ Public Water System Number:		AZ0411117									
ADWR PCC Number:		91-000558.0000									
Well registry 55# (55-XXXXXX):	Pump Horsepower	Pump Yield (gpm)	Casing Depth (feet)	Casing Diameter (inches)	Pump Motor Type **	Year Drilled	Water level 2011,7	Water level 2012,2	Meter Size (inches)	How measured:	Active
55-583154	150	325	1,210	16	Submersible	2000	unknown	unknown	6	metered	Yes
55-586722	300	850	800	16	Turbine	2001	unknown	unknown	6	metered	Yes
NA	NA	NA	NA	NA	NA	NA	NA	NA	NA	NA	NA
NA	NA	NA	NA	NA	NA	NA	NA	NA	NA	NA	NA
NA	NA	NA	NA	NA	NA	NA	NA	NA	NA	NA	NA
NA	NA	NA	NA	NA	NA	NA	NA	NA	NA	NA	NA
NA	NA	NA	NA	NA	NA	NA	NA	NA	NA	NA	NA
NA	NA	NA	NA	NA	NA	NA	NA	NA	NA	NA	NA
NA	NA	NA	NA	NA	NA	NA	NA	NA	NA	NA	NA
NA	NA	NA	NA	NA	NA	NA	NA	NA	NA	NA	NA
NA	NA	NA	NA	NA	NA	NA	NA	NA	NA	NA	NA
NA	NA	NA	NA	NA	NA	NA	NA	NA	NA	NA	NA
NA	NA	NA	NA	NA	NA	NA	NA	NA	NA	NA	NA
NA	NA	NA	NA	NA	NA	NA	NA	NA	NA	NA	NA
NA	NA	NA	NA	NA	NA	NA	NA	NA	NA	NA	NA
NA	NA	NA	NA	NA	NA	NA	NA	NA	NA	NA	NA
NA	NA	NA	NA	NA	NA	NA	NA	NA	NA	NA	NA
NA	NA	NA	NA	NA	NA	NA	NA	NA	NA	NA	NA
NA	NA	NA	NA	NA	NA	NA	NA	NA	NA	NA	NA
NA	NA	NA	NA	NA	NA	NA	NA	NA	NA	NA	NA
NA	NA	NA	NA	NA	NA	NA	NA	NA	NA	NA	NA
NA	NA	NA	NA	NA	NA	NA	NA	NA	NA	NA	NA
NA	NA	NA	NA	NA	NA	NA	NA	NA	NA	NA	NA

Name of system water delivered to:	LAGO DEL ORO WATER CO	
ADWR PCC Number:	91-000558.0000	
Source of water delivered to another system	Ground Water	
Name of system water received from:	LAGO DEL ORO WATER CO	
ADWR PCC Number:	91-000558.0000	
Source of water received	Ground Water	
Well registry 55# (55-XXXXXX):	N/A	

Month	Water withdrawn (gallons) ¹	Water sold (gallons) ²	Water delivered (sold) to other systems (gallons) ³	Water received (purchased) from other systems (gallons) ⁴	Estimated authorized use (gallons) ⁵	Purchased Power Expense ⁶	Purchased Power (kWh) ⁷
January	4,444,000.00	2,665,544.00	1,464,200.00	0.00	0.00	\$4,651	22,812
February	3,081,000.00	2,633,488.00	0.00	262,800.00	0.00	3,989	13,731
March	2,701,000.00	3,281,490.00	0.00	488,200.00	0.00	7,651	16,853
April	4,208,000.00	4,632,520.00	0.00	909,800.00	0.00	6,399	23,014
May	15,063,000.00	16,312,016.00	0.00	1,732,500.00	0.00	9,544	62,898
June	16,947,000.00	18,455,482.00	0.00	2,352,700.00	0.00	11,440	61,342
July	14,088,000.00	14,197,696.00	0.00	227,800.00	0.00	11,124	59,418
August	5,083,000.00	3,023,257.00	1,723,700.00	0.00	0.00	8,350	25,374
September	7,822,000.00	8,764,604.00	0.00	1,142,100.00	0.00	7,514	32,177
October	1,186,000.00	3,849,338.00	0.00	3,192,500.00	200,000.00	5,127	4,096
November	26,000.00	3,284,923.00	0.00	4,239,900.00	0.00	3,211	374
December	2,681,000.00	3,157,798.00	0.00	649,000.00	0.00	4,813	16,417
Totals	77,330,000.00	84,258,156.00	3,187,900.00	15,197,300.00	200,000.00	\$83,814	338,506

If applicable, in the space below please provide a description for all un-metered water use along with amounts:
 N/A

¹ Water withdrawn - Total gallons of water withdrawn from pumped sources.
² Water sold - Total gallons from customer meters, and other sales such as construction water.
³ Water delivered (sold) to other systems - Total gallons of water delivered to other systems.
⁴ Water received (purchased) from other systems - Total gallons of water purchased/received from other systems.
⁵ Estimated authorized use - Total estimated gallons from authorized metered or unmetered use. Authorized uses such as flushing (mains, services and hydrants) draining/cleaning tanks, process, construction, fire fighting, etc. Non-authorized use (real losses) are service line breaks and leaks, water main breaks, meter inaccuracies and theft.
⁶ Enter the total purchased power costs for the power meters associated with this system.
⁷ Enter the total purchased kWh used by the power meters associated with this system.

Water Utility Plant Description	
Name of the System:	LAGO DEL ORO WATER CO
ADEQ Public Water System Number:	AZ0411117
ADWR PCC Number:	91-000558.0000

MAINS		
Sizes (inches)	Material	Length (feet)
6.00	PVC	10,090
6.00	ACP, DIP, PVC	48
8.00	PVC	28,453
8.00	ACP, DIP, PVC	91
12.00	PVC	7,109
NA	NA	NA
NA	NA	NA
NA	NA	NA
NA	NA	NA
NA	NA	NA
NA	NA	NA
NA	NA	NA
NA	NA	NA
NA	NA	NA

CUSTOMER METERS			
Size (inches)	Quantity	Percent over 1,00,000 gallons	Percent over 10 years old
5/8 X 3/4	414	29%	unknown
0.75	10	50%	unknown
1	7	57%	unknown
2	5	60%	unknown
3	3	33%	unknown
6	1	100%	unknown
8	1	100%	unknown
NA	NA	NA	NA
NA	NA	NA	NA
NA	NA	NA	NA
NA	NA	NA	NA
NA	NA	NA	NA
NA	NA	NA	NA
NA	NA	NA	NA
NA	NA	NA	NA
NA	NA	NA	NA
NA	NA	NA	NA
NA	NA	NA	NA
NA	NA	NA	NA
NA	NA	NA	NA
NA	NA	NA	NA

SERVICE LINES		
Material	Percent of system	Year installed
Copper	100%	2004
NA	NA	NA
NA	NA	NA
NA	NA	NA
NA	NA	NA

BOOSTER PUMPS		
Horsepower	GPM	Quantity
60	1,250	1
20	550	2
25	~650	1
7.5	~150	2
NA	NA	NA
NA	NA	NA
NA	NA	NA
NA	NA	NA
NA	NA	NA
NA	NA	NA
NA	NA	NA
NA	NA	NA
NA	NA	NA

FIRE HYDRANTS	
Type	Quantity
Standard *	60
Other	0

STORAGE TANKS			
Capacity (gallons)	Material	Quantity	Year installed
250,000	Steel	1.00	1993
250,000	Steel	1.00	1997
NA	NA	NA	NA
NA	NA	NA	NA
NA	NA	NA	NA
NA	NA	NA	NA

PRESSURE/BLADDER TANKS			
Capacity (gallons)	Material	Quantity	Year installed
10,000	Steel	1	1993
NA	NA	NA	NA
NA	NA	NA	NA
NA	NA	NA	NA
NA	NA	NA	NA
NA	NA	NA	NA

* A standard fire hydrant has two 2.5 inch hose connection nozzles with 7.5 threads per inch, and one 4.5 inch pumper connection nozzle with 4 threads per inch.

Water Utility Plant Description (Continued)
--

For the following three items, list the utility owned assets in each category for each system.

TREATMENT EQUIPMENT:	Sodium Hydrochlorite Pump
STRUCTURES:	Sound Enclosure Building
OTHER:	*Lago Del Oro Water Company and Ridgeview Utility Company entered into a water facilities sharing agreement on November 2, 2000. This agreement was approved by the Arizona Corporation Commission in Decision 65216. The agreement, in short, allows Ridgeview Utility Company to store water from two (2) of its wells in Lago Del Oro Water Company's storage tanks.

Provide a calculation used to determine the value of one water equivalent residential connection (ERC).

Use one of the following methods:

- (a) If actual flow data are available from the preceding 12 months, divide the total annual single family residence (SFR) gallons sold by the average number of single family residence customers for the same period and divide the result by 365
- (b) If no historical flow data are available, use:
 $ERC = (\text{Total SFR gallons sold (Omit 000)} / 365 \text{ days} / 350 \text{ gallons per day})$

ERC	231
Method used:	(a)

Customer and Other Information	
Name of the System:	LAGO DEL ORO WATER CO
ADEQ Public Water System Number:	AZ0411117
ADWR PCC Number:	91-000558.0000

Month	Number of Customers				Other Non-Residential
	Single-Family	Multi-Family	Commercial	Turf/Irrigation	
January	386	0	20	2	0
February	393	0	22	2	1
March	392	0	22	2	1
April	397	0	22	2	0
May	402	0	22	2	1
June	405	0	22	2	2
July	404	0	22	2	2
August	411	0	22	2	2
September	411	0	22	2	2
October	413	0	22	2	2
November	417	0	22	2	2
December	416	0	22	2	2

If the system has fire hydrants, what is the fire flow requirements? GPM for hrs.

Does the system have chlorination treatment?

Does the Company have an ADWR Gallons Per Capita Per Day (GCPCPD) requirement?
 If yes, provide the GCPCPD amount:

Is the Water Utility located in an ADWR Active Management Area (AMA)?
 If yes, which AMA?

What is the present system connection capacity (in ERCs *) using existing lines?

What is the future system connection capacity (in ERCs *) upon service area buildout?

Describe any plans and estimated completion dates for any enlargements or improvements of this system.

* an ERC is based on the calculation on the bottom of AR9 page 12.

Ridgeview Utility Company
 Annual Report
 Utility Shutoffs / Disconnects
 12/31/22

Utility Shutoffs / Disconnects	
Name of the System:	LAGO DEL ORO WATER CO
ADEQ Public Water System Number:	AZ0411117
ADWR PCC Number:	91-000558.0000

Month	Termination without Notice R14-2-410.B	Termination with Notice R14-2-410.C	Other
January	0	0	0
February	0	0	0
March	0	0	0
April	0	0	0
May	0	0	0
June	0	0	0
July	0	0	0
August	0	0	0
September	0	0	0
October	0	0	0
November	0	0	0
December	0	0	0
Total	0	0	0

Other (description):

NA

Instructions: Fill out the Grey Cells with the relevant information. Input 0 or none if there is nothing recorded in that account or there is no applicable information to report.

Ridgeview Utility Company
Annual Report
Property Taxes
12/31/22

Property Taxes	
-----------------------	--

Amount of actual property taxes paid during Calendar Year 2021 was	\$11,297
--	----------

If no property taxes paid, explain why. NA

Instructions: Fill out the Grey Cells with the relevant information. Input 0 or none if there is nothing recorded in that account or there is no applicable information to report.

Ridgeview Utility Company
Annual Report
Verification and Sworn Statement (Taxes)
12/31/22

Verification and Sworn Statement (Taxes)

Verification: State of Arizona, I, the undersigned of the
(state name)

County of (county name): Maricopa
Name (owner or official) title: Brian Smith - Vice President
Company name: Ridgeview Utility Company

DO SAY THAT THIS ANNUAL UTILITY PROPERTY TAX AND SALES TAX REPORT TO THE ARIZONA CORPORATION COMMISSION.

FOR THE YEAR ENDING: 12/31/22

HAS BEEN PREPARED UNDER MY DIRECTION, FROM THE ORIGINAL BOOKS, PAPERS AND RECORDS OF SAID UTILITY; THAT I HAVE CAREFULLY EXAMINED THE SAME, AND DECLARE THE SAME TO BE A COMPLETE AND CORRECT STATEMENT OF BUSINESS AND AFFAIRS OF SAID UTILITY FOR THE PERIOD COVERED BY THIS REPORT IN RESPECT TO EACH AND EVERY MATTER AND THING SET FORTH, TO THE BEST OF MY KNOWLEDGE, INFORMATION AND BELIEF.

Sworn Statement: I HEREBY ATTEST THAT ALL PROPERTY TAXES FOR SAID COMPANY ARE CURRENT AND PAID IN FULL.

I HEREBY ATTEST THAT ALL SALES TAXES FOR SAID COMPANY ARE CURRENT AND PAID IN FULL.



signature of owner/official

480-895-9200

telephone no.

SUBSCRIBED AND SWORN TO BEFORE ME A NOTARY PUBLIC
IN AND FOR THE COUNTY

THIS

12th



DAY OF

Maricopa
(county name)

April, 2023
(month) and (year)

MY COMMISSION EXPIRES

8/13/2023
(date)



(signature of notary public)

Verification and Sworn Statement

Verification:

State of Arizona I, the undersigned of the
(state name)

County of (county name):

Maricopa

Name (owner or official) title:

Brian Smith - Vice President

Company name:

Ridgeview Utility Company

DO SAY THAT THIS ANNUAL UTILITY PROPERTY TAX AND SALES TAX REPORT TO THE ARIZONA CORPORATION COMMISSION.

FOR THE YEAR ENDING: 12/31/22

HAS BEEN PREPARED UNDER MY DIRECTION, FROM THE ORIGINAL BOOKS, PAPERS AND RECORDS OF SAID UTILITY; THAT I HAVE CAREFULLY EXAMINED THE SAME, AND DECLARE THE SAME TO BE A COMPLETE AND CORRECT STATEMENT OF BUSINESS AND AFFAIRS OF SAID UTILITY FOR THE PERIOD COVERED BY THIS REPORT IN RESPECT TO EACH AND EVERY MATTER AND THING SET FORTH, TO THE BEST OF MY KNOWLEDGE, INFORMATION AND BELIEF.

Sworn Statement: IN ACCORDANCE WITH THE REQUIREMENTS OF TITLE 40, ARTICLE 8, SECTION 40-401, ARIZONA REVISED STATUTES, IT IS HEREIN REPORTED THAT THE GROSS OPERATING REVENUE OF SAID UTILITY DERIVED FROM ARIZONA INTRASTATE UTILITY OPERATIONS DURING THE CALENDAR YEAR WAS:

Arizona Intrastate Gross Operating Revenues Only (\$)

\$329,893

(The amount in the box above includes

\$21,504

in sales taxes

billed or collected)

[Signature]
signature of owner/official

480-895-9200

telephone no.

SUBSCRIBED AND SWORN TO BEFORE ME A NOTARY PUBLIC
IN AND FOR THE COUNTY

Maricopa

(county name)

THIS

12th

DAY OF

April, 2023

(month) and (year)

MY COMMISSION EXPIRES

8/13/2023
(date)



[Signature]
(signature of notary public)

Verification and Sworn Statement (Residential Revenue)

Verification:

State of Arizona I, the undersigned of the
(state name)

County of (county name): Maricopa
Name (owner or official) title: Brian Smith - Vice President
Company name: Ridgeview Utility Company

DO SAY THAT THIS ANNUAL UTILITY PROPERTY TAX AND SALES TAX REPORT TO THE ARIZONA CORPORATION COMMISSION.

FOR THE YEAR ENDING: 12/31/22

HAS BEEN PREPARED UNDER MY DIRECTION, FROM THE ORIGINAL BOOKS, PAPERS AND RECORDS OF SAID UTILITY; THAT I HAVE CAREFULLY EXAMINED THE SAME, AND DECLARE THE SAME TO BE A COMPLETE AND CORRECT STATEMENT OF BUSINESS AND AFFAIRS OF SAID UTILITY FOR THE PERIOD COVERED BY THIS REPORT IN RESPECT TO EACH AND EVERY MATTER AND THING SET FORTH, TO THE BEST OF MY KNOWLEDGE, INFORMATION AND BELIEF.

Sworn Statement: IN ACCORDANCE WITH THE REQUIREMENTS OF TITLE 40, ARTICLE 8, SECTION 40-401, ARIZONA REVISED STATUTES, IT IS HEREIN REPORTED THAT THE GROSS OPERATING REVENUE OF SAID UTILITY DERIVED FROM ARIZONA INTRASTATE UTILITY OPERATIONS RECEIVED FROM RESIDENTIAL CUSTOMERS DURING THE CALENDAR YEAR WAS:

Arizona Intrastate Gross Operating Revenues Only (\$)
\$251,722
(The amount in the box above includes
\$16,259 in sales taxes
billed or collected)

[Signature]
signature of owner/official

480-895-9200
telephone no.

SUBSCRIBED AND SWORN TO BEFORE ME A NOTARY PUBLIC
IN AND FOR THE COUNTY Maricopa
(county name)

THIS 12th DAY OF April, 2023
(month) and (year)

MY COMMISSION EXPIRES 8/13/2023
(date)



[Signature]
(signature of notary public)

Full Gross-up Method for Income Tax Statement of Certification

Verification:

State of Arizona I, the undersigned of the
(state name)

County of (county name): Maricopa
Name (owner or official) title: Brian Smith - Vice President
Company name: Ridgeview Utility Company

FOR THE YEAR ENDING: 12/31/22

Sworn Statement:

IN ACCORDANCE WITH THE REQUIREMENTS OF DECISION NO. 77084, BECAUSE THE UTILITY REQUIRES THE GROSS UP OF ADVANCES AND CONTRIBUTIONS, I HEREBY STATE THAT THE UTILITY HAS NOT INCURRED NOR IS EXPECTED TO INCUR A NET INCREASE IN CURRENT INCOME TAX EXPENSE OR A DECREASE IN DEFERRED TAX ASSET FOR A CARRY FORWARD ACCORDING TO GAAP IN AN AMOUNT EQUAL TO OR GREATER THAN THE AMOUNT OF THE REQUIRED GROSS UP PAID BY DEVELOPERS IN THE PERIOD COVERED BY THIS ANNUAL REPORT.



signature of owner/official

480-895-9200

telephone no.

SUBSCRIBED AND SWORN TO BEFORE ME A NOTARY PUBLIC
IN AND FOR THE COUNTY

Maricopa

(county name)

THIS

12th

DAY OF


April, 2023

(month) and (year)

MY COMMISSION EXPIRES

8/13/2023

(date)



(signature of notary public)