

RECEIVED
UTILITIES DIVISION

2022 MAR 21 A 10:24

ANNUAL REPORT

**ARIZONA CORPORATION
COMMISSION**

Of

Company Name:
13130 W. Rudasill Rd

Mailing Address: Tucson AZ
85743

Docket No.: W-02102B
For the Year Ended:

WATER UTILITY

To

Arizona Corporation Commission

Due on April 15th

Email: Util-Compliance@azcc.gov, mail or deliver the completed Annual Report to:
Arizona Corporation Commission
Compliance Section - Utilities Division
1200 West Washington Street
Phoenix, Arizona 85007

Application Type:
Application Date:

ARIZONA CORPORATION COMMISSION
WATER UTILITY ANNUAL REPORT
Rancho Del Conejo Community Water Co-Op, Inc.
A Class Utility

For the Calendar Year Ended:

Primary Address:
City: State: Zip Code:

Telephone Number:

Date of Original Organization of Utility:

Person to whom correspondence should be addressed concerning this report:

Name:
Telephone No. :
Address:
City: State: Zip Code:
Email:

Name:
Telephone No. :
Address:
City: State: Zip Code:
Email:

Name:
Telephone No. :
Address:
City: State: Zip Code:
Email:

Name:
Telephone No. :
Address:
City: State: Zip Code:
Email:

Name:
Telephone No. :
Address:
City: State: Zip Code:
Email:

Ownership:

Counties Served:

Important changes during the year
--

No	For those companies not subject to the affiliated interest rules, has there been a change in ownership or direct control during the year?
	If yes, please provide specific details in the box below.
	N/A

No	Has the company been notified by any other regulatory authorities during the year, that they are out of compliance?
	If yes, please provide specific details in the box below.
	N/A

Rancho Del Conejo Community Water Co-Op, Inc.
 Annual Report
 Utility Plant in Service (Water)
 12/31/21

Utility Plant in Service (Water)							
Account No.	Description	Beginning Year Original Cost	Current Year Additions	Current Year Retirements	Adjusted Original Cost	Accumulated Depreciation	OCLD (OC less AD)
301	Organization				\$0		\$0
302	Franchises				0		0
303	Land and Land Rights	10,942			10,942		10,942
304	Structures and Improvements	15,040			15,040	15,040	0
305	Collecting & Improving Reservoirs				0		0
306	Lake, River, Canal Intakes				0		0
307	Wells and Springs	153,639			153,639	71,110	82,529
308	Infiltration Galleries				0		0
309	Supply Mains				0		0
310	Power Generation Equipment				0		0
311	Pumping Equipment	141,545			141,545	141,545	0
320	Water Treatment Equipment				0		0
320.1	Water Treatment Plants	202,069			202,069	175,073	26,996
320.2	Solution Chemical Feeders				0		0
320.3	Point-of-Use Treatment Devices				0		0
330	Distribution Reservoirs and Standpipes	17,162			17,162	17,162	0
330.1	Storage Tanks				0		0
330.2	Pressure Tanks				0		0
331	Transmission and Distribution Mains	414,857			414,857	219,733	195,124
333	Services	43,153			43,153	19,349	23,804
334	Meters and Meter Installations	45,126			45,126	45,126	0
335	Hydrants				0		0
336	Backflow Prevention Devices				0		0
339	Other Plant and Misc. Equipment				0		0
340	Office Furniture and Equipment	7,324			7,324	6,733	591
340.1	Computer & Software				0		0
341	Transportation Equipment	16,842			16,842	2,600	14,242
342	Stores Equipment				0		0
343	Tools, Shop and Garage Equipment	6,123	1,211		7,334	4,490	2,844
344	Laboratory Equipment				0		0
345	Power Operated Equipment	15,400			15,400	10,095	5,305
346	Communication Equipment				0		0
347	Miscellaneous Equipment	14,973			14,973	14,973	0
348	Other Tangible Plant				0		0
	Totals	\$1,104,195	\$1,211	\$0	\$1,105,406	\$743,029	\$362,377

Rancho Del Conejo Community Water Co-Op, Inc.
 Annual Report
 Depreciation Expense for the Current Year (Water)
 12/31/21

Depreciation Expense for the Current Year (Water)									
Account No.	Description	Beginning Year Original Cost	Current Year Additions	Current Year Retirements	Adjusted Original Cost	Fully Depreciated/Non-depreciable Plant	Depreciable Plant	Depreciation Percentages	Depreciation Expense
301	Organization	\$0	\$0	\$0	\$0		\$0		\$0
302	Franchises	0	0	0	0		0		0
303	Land and Land Rights	10,942	0	0	10,942		10,942		0
304	Structures and Improvements	15,040	0	0	15,040		15,040		0
305	Collecting & Improving Reservoirs	0	0	0	0		0		0
306	Lake, River, Canal Intakes	0	0	0	0		0		0
307	Wells and Springs	153,639	0	0	153,639		153,639		1,688
308	Infiltration Galleries	0	0	0	0		0		0
309	Supply Mains	0	0	0	0		0		0
310	Power Generation Equipment	0	0	0	0		0		0
311	Pumping Equipment	141,545	0	0	141,545		141,545		0
320	Water Treatment Equipment	0	0	0	0		0		0
320.1	Water Treatment Plants	202,069	0	0	202,069		202,069		6,297
320.2	Solution Chemical Feeders	0	0	0	0		0		0
320.3	Point-of-Use Treatment Devices	0	0	0	0		0		0
330	Distribution Reservoirs and Standpipes	17,162	0	0	17,162		17,162		0
330.1	Storage Tanks	0	0	0	0		0		0
330.2	Pressure Tanks	0	0	0	0		0		0
331	Transmission and Distribution Mains	414,857	0	0	414,857		414,857		8,383
333	Services	43,153	0	0	43,153		43,153		4,204
334	Meters and Meter Installations	45,126	0	0	45,126		45,126		0
335	Hydrants	0	0	0	0		0		0
336	Backflow Prevention Devices	0	0	0	0		0		0
339	Other Plant and Misc. Equipment	0	0	0	0		0		0
340	Office Furniture and Equipment	7,324	0	0	7,324		7,324		0
340.1	Computer & Software	0	0	0	0		0		0
341	Transportation Equipment	16,842	0	0	16,842		16,842		0
342	Stores Equipment	0	0	0	0		0		0
343	Tools, Shop and Garage Equipment	6,123	1,211	0	7,334		7,334		0
344	Laboratory Equipment	0	0	0	0		0		0
345	Power Operated Equipment	15,400	0	0	15,400		15,400		0
346	Communication Equipment	0	0	0	0		0		0
347	Miscellaneous Equipment	14,973	0	0	14,973		14,973		0
348	Other Tangible Plant	0	0	0	0		0		0
	Subtotal	\$1,104,195	\$1,211	\$0	\$1,105,406	\$0	\$1,105,406		\$20,572

Contribution(s) in Aid of Construction (Gross)
 Less: Non Amortizable Contribution(s)
 Fully Amortized Contribution(s)
 Amortizable Contribution(s)
 Times: Proposed Amortization Rate
Amortization of CIAC

\$0
 1.86%
 \$0

Less: Amortization of CIAC

DEPRECIATION EXPENSE

Rancho Del Conejo Community Water Co-Op, Inc.
 Annual Report
 Balance Sheet Assets
 12/31/21

Balance Sheet Assets				
	Assets		Balance at Beginning of Year (2021)	Balance at End of Year (2021)
Account No.	Current and Accrued Assets			
131	Cash		\$130,377	\$163,782
134	Working Funds			
135	Temporary Cash Investments		15,313	15,040
141	Customer Accounts Receivable		21,537	21,537
146	Notes Receivable from Associated Companies			
151	Plant Material and Supplies			
162	Prepayments			
174	Miscellaneous Current and Accrued Assets		823	1,201
	Total Current and Accrued Assets		\$168,050	\$201,560
Account No.	Fixed Assets			
101	Utility Plant in Service*		\$1,104,195	\$1,105,406
103	Property Held for Future Use			
105	Construction Work in Progress			
108	Accumulated Depreciation (enter as negative)*		(721,920)	(743,029)
121	Non-Utility Property			
122	Accumulated Depreciation - Non Utility			
	Total Fixed Assets		\$382,275	\$362,377
	Total Assets		\$550,325	\$563,937

*Note these items feed automatically from AR3 UPIS Page 4

Rancho Del Conejo Community Water Co-Op, Inc.
 Annual Report
 Balance Sheet Liabilities and Owners Equity

Balance Sheet Liabilities and Owners Equity				
	Liabilities		Balance at Beginning of Year (2021)	Balance at End of Year (2021)
Account No.	Current Liabilities			
231	Accounts Payable		\$10,273	\$11,424
232	Notes Payable (Current Portion)			
234	Notes Payable to Associated Companies			
235	Customer Deposits			
236	Accrued Taxes			
237	Accrued Interest			
242	Miscellaneous Current and Accrued Liabilities		12,273	12,010
	Total Current Liabilities		\$22,546	\$23,434
	Long Term Debt			
224	Long Term Debt (Notes and Bonds)			
	Deferred Credits			
251	Unamortized Premium on Debt			
252	Advances in Aid of Construction			
255	Accumulated Deferred Investment Tax Credits			
271	Contributions in Aid of Construction			
272	Less: Amortization of Contributions			
281	Accumulated Deferred Income Tax			
	Total Deferred Credits		\$0	\$0
	Total Liabilites		\$22,546	\$23,434
	Capital Accounts			
201	Common Stock Issued			
211	Other Paid-In Capital			
215	Retained Earnings		527,779	540,503
218	Proprietary Capital (Sole Props and Partnerships)			
	Total Capital		\$527,779	\$540,503
	Total Liabilities and Capital		\$550,325	\$563,937

Note: Total liabilities and Capital must match total assets for the beginning and end of the year!

Rancho Del Conejo Community Water Co-Op, Inc.
Annual Report
Water Comparative Income Statement
12/31/21

Water Comparative Income Statement			
Account No.	Calendar Year	Current Year 01/01/2021 - 12/31/2021	Last Year 01/01/2020 - 12/31/2020
	Operating Revenue		
461	Metered Water Revenue	\$232,151	\$199,040
460	Unmetered Water Revenue		
462	Fire Protection Revenue		
469	Guaranteed Revenues (Surcharges)		
471	Miscellaneous Service Revenues		
474	Other Water Revenue		
	Total Revenues	\$232,151	\$199,040
	Operating Expenses		
601	Salaries and Wages	\$68,634	\$64,228
604	Employee Pensions and Benefits		
610	Purchased Water	(885)	
615	Purchased Power	22,992	26,189
618	Chemicals		
620	Materials and Supplies		
620.1	Repairs and Maintenance	17,757	9,267
620.2	Office Supplies and Expense	8,849	7,496
630	Contractual Services		
631	Contractual Services - Engineering		
632	Contractual Services - Accounting	3,085	
633	Contractual Services - Legal		
634	Contractual Services - Management Fees		
635	Contractual Services - Water Testing		
636	Contractual Services - Other	10,435	627
640	Rents		
641	Rental of Building/Real Property		
642	Rental of Equipment		
650	Transportation Expenses		
657	Insurance - General Liability	4,502	4,409
657.1	Insurance - Health and Life		
665	Regulatory Commission Expense - Rate		
670	Bad Debt Expense		
675	Miscellaneous Expense	32,870	35,968
403	Depreciation Expense (From Schedule AR4)	20,572	20,428
408	Taxes Other Than Income		
408.11	Property Taxes	12,286	23,365
409	Income Taxes		
427.1	Customer Security Deposit Interest		
	Total Operating Expenses	\$201,097	\$191,977
	Operating Income / (Loss)	\$31,054	\$7,063
	Other Income / (Expense)		
419	Interest and Dividend Income		
421	Non-Utility Income		
426	Miscellaneous Non-Utility (Expense)		
427	Interest (Expense)		
	Total Other Income / (Expense)	\$0	\$0
	Net Income / (Loss)	\$31,054	\$7,063

Rancho Del Conejo Community Water Co-Op, Inc.
 Annual Report
 Full time equivalent employees
 12/31/21

Full time equivalent employees

	Direct Company	Allocated	Outside service	Total
President				0.0
Vice-president				0.0
Manager	1,096.0			1,096.0
Engineering Staff				0.0
System Operator(s)				0.0
Meter reader	1,427.0			1,427.0
Customer Service				0.0
Accounting				0.0
Business Office				0.0
Rates Department				0.0
Administrative Staff				0.0
Other				0.0
Total	2,523.0	0.0	0.0	2,523.0

Rancho Del Conejo Community Water Co-Op, Inc.
 Annual Report
 Supplemental Financial Data (Long-Term Debt)
 12/31/21

Supplemental Financial Data (Long-Term Debt)				
	Loan #1	Loan #2	Loan #3	Loan #4
Date Issued	6/16/2000	11/21/2008		
Source of Loan	USDA	WIFA		
ACC Decision No.	61733	70311		
Reason for Loan	Plant Upgrade	Arsenic Removal		
Dollar Amt. Issued	\$266,300	\$192,605		
Amount Outstanding	\$173,239	\$94,810		
Date of Maturity	1/1/2040	1/1/2028		
Interest Rate	5.00%	4.20%		
Current Year Interest	\$6,134	\$1,100		
Current Year Principal	\$9,430	\$11,493		

Meter Deposit Balance at Test Year End:	\$6,418
---	---------

Meter Deposits Refunded During the Test Year:	\$690
---	-------

List all bonds, notes, loans, and other types of indebtedness in which the proceeds were used in the provision of public utility service. Indebtedness incurred for personal uses by the owner of the utility should not be listed. Input 0 or none if there is nothing to report for that cell.

Rancho Del Conejo Community Water Co-Op, Inc.
Annual Report
Well and Water Usage
12/31/21

Well and Water Usage												
Name of the System:			RANCHO DEL CONEJO COOP									
ADEQ Public Water System Number:			AZ0410142									
ADWR PCC Number:			91-000451.0000									
Well registry 55# (55-XXXXXX):	Pump Horsepower	Pump Yield (gpm)	Casing Depth (feet)	Casing Diameter (inches)	Pump Motor Type**	Year Drilled	Water level 2011	Water level 2021	Meter Size (inches)	How measured:	Active	
55-622895	25	150	600	12	Submersible	1975			Yes	Metered	Yes	
55-579159	40	200	800	8	Submersible	2000			Yes	Metered	Yes	
55-622894			500	8		1969			No	N/A	No	

Name of system water delivered to:	
ADWR PCC Number:	
Source of water delivered to another system	
Name of system water received from:	
ADWR PCC Number:	
Source of water received	
Well registry 55# (55-XXXXXX):	

Month	Water withdrawn (gallons) ¹	Water sold (gallons) ²	Water delivered (sold) to other systems (gallons) ³	Water received (purchased) from other systems (gallons) ⁴	Estimated authorized use (gallons) ⁵	Purchased Power Expense ⁶	Purchased Power (kWh) ⁷
January	1,843,700.00	2,195,000.00				\$868	8,238
February	1,849,290.00	1,606,000.00				1,685	7,945
March	2,364,663.00	1,830,000.00				1,569	7,717
April	2,800,547.00	2,956,000.00				2,297	10,345
May	3,006,923.00	2,792,000.00				2,062	11,757
June	4,261,569.00	4,071,000.00				2,590	14,817
July	2,761,001.00	2,957,000.00				2,356	14,380
August	2,580,711.00	2,463,000.00				2,167	10,042
September	2,513,071.00	1,920,000.00				1,972	10,282
October	2,398,918.00	2,911,000.00				2,280	10,438
November	2,443,121.00	1,999,000.00				2,257	10,334
December	1,893,721.00	1,755,000.00				886	8,110
Totals	30,717,235.00	29,455,000.00	0.00	0.00	0.00	\$22,989	124,405

If applicable, in the space below please provide a description for all un-metered water use along with amounts:

¹ Water withdrawn - Total gallons of water withdrawn from pumped sources.
² Water sold - Total gallons from customer meters, and other sales such as construction water.
³ Water delivered (sold) to other systems - Total gallons of water delivered to other systems.
⁴ Water received (purchased) from other systems - Total gallons of water purchased/received from other systems.
⁵ Estimated authorized use - Total estimated gallons from authorized metered or unmetered use. Authorized uses such as flushing (mains, services and hydrants) draining/cleaning tanks, process, construction, fire fighting, etc. Non-authorized use (real losses) are service line breaks and leaks, water main breaks, meter inaccuracies and theft.
⁶ Enter the total purchased power costs for the power meters associated with this system.
⁷ Enter the total purchased kWh used by the power meters associated with this system.

Water Utility Plant Description	
Name of the System:	RANCHO DEL CONEJO COOP
ADEQ Public Water System Number:	AZ0410142
ADWR PCC Number:	91-000451.0000

MAINS		
Sizes (inches)	Material	Length (feet)
2.00	PVC	2,775
3.00	PVC	870
4.00	PVC	19,425
6.00	PVC	33,645
8.00	PVC	400

CUSTOMER METERS			
Size (inches)	Quantity	Percent over 1,000,000 gallons	Percent over 10 years old
5/8 X 3/4	334		
0.75			
1	7		
Turbine 3	1		

SERVICE LINES		
Material	Percent of system	Year installed

BOOSTER PUMPS		
Horsepower	GPM	Quantity
15		
30		

FIRE HYDRANTS	
Type	Quantity
Standard *	0
Other	0

STORAGE TANKS			
Capacity (gallons)	Material	Quantity	Year installed
150,000	Steel	1	
60,000	Steel	1	

PRESSURE/BLADDER TANKS			
Capacity (gallons)	Material	Quantity	Year installed
5,000	Steel	1	
50	Steel	1	

* A standard fire hydrant has two 2.5 inch hose connection nozzles with 7.5 threads per inch, and one 4.5 inch pumper connection nozzle with 4 threads per inch.

Water Utility Plant Description (Continued)
--

For the following three items, list the utility owned assets in each category for each system.

TREATMENT EQUIPMENT:	
-----------------------------	--

STRUCTURES:	
--------------------	--

OTHER:	
---------------	--

Provide a calculation used to determine the value of one water equivalent residential connection (ERC).

Use one of the following methods:

- (a) If actual flow data are available from the preceding 12 months, divide the total annual single family residence (SFR) gallons sold by the average number of single family residence customers for the same period and divide the result by
- (b) If no historical flow data are available, use:

$$ERC = (\text{Total SFR gallons sold (Omit 000)} / 365 \text{ days} / 350 \text{ gallons per day})$$

ERC

Method used:

Customer and Other Information	
Name of the System:	RANCHO DEL CONEJO COOP
ADEQ Public Water System Number:	AZ0410142
ADWR PCC Number:	91-000451.0000

Month	Number of Customers				Other Non-Residential
	Single-Family	Multi-Family	Commercial	Turf/Irrigation	
January	339	0	0	0	0
February	338	0	0	0	0
March	341	0	0	0	0
April	340	0	0	0	0
May	339	0	0	0	0
June	340	0	0	0	0
July	340	0	0	0	0
August	341	0	0	0	0
September	338	0	0	0	0
October	342	0	0	0	0
November	340	0	0	0	0
December	341	0	0	0	0

If the system has fire hydrants, what is the fire flow requirements? GPM for hrs.

Does the system have chlorination treatment? No

Does the Company have an ADWR Gallons Per Capita Per Day (GCPCPD) requirement? No
 If yes, provide the GPCPD amount:

Is the Water Utility located in an ADWR Active Management Area (AMA)? Yes
 If yes, which AMA? Tucson AMA

What is the present system connection capacity (in ERCs *) using existing lines?

What is the future system connection capacity (in ERCs *) upon service area buildout?

Describe any plans and estimated completion dates for any enlargements or improvements of this system.

* an ERC is based on the calculation on the bottom of AR9 page 12.

Rancho Del Conejo Community Water Co-Op, Inc.
 Annual Report
 Utility Shutoffs / Disconnects
 12/31/21

Utility Shutoffs / Disconnects	
Name of the System:	RANCHO DEL CONEJO COOP
ADEQ Public Water System Number:	AZ0410142
ADWR PCC Number:	91-000451.0000

Month	Termination without Notice R14-2-410.B	Termination with Notice R14-2-410.C	Other
January	0	0	0
February	0	0	0
March	0	0	0
April	0	0	0
May	0	0	0
June	0	0	0
July	0	0	0
August	0	0	0
September	0	0	0
October	0	1	0
November	0	0	0
December	0	0	0
Total	0	1	0

Other (description):

Instructions: Fill out the Grey Cells with the relevant information. Input 0 or none if there is nothing recorded in that account or there is no applicable information to report.

Rancho Del Conejo Community Water Co-Op, Inc.
Annual Report
Property Taxes
12/31/21

Property Taxes	
-----------------------	--

Amount of actual property taxes paid during Calendar Year 2021 was	\$12,286
--	----------

If no property taxes paid, explain why. N/A
--

Instructions: Fill out the Grey Cells with the relevant information. Input 0 or none if there is nothing recorded in that account or there is no applicable information to report.

Verification and Sworn Statement

Verification:

State of Arizona I, the undersigned of the
(state name)
County of (county name): Pima
Name (owner or official) title: Robert Davis - President
Company name: Rancho Del Conejo Community Water Co-Op, Inc.

DO SAY THAT THIS ANNUAL UTILITY PROPERTY TAX AND SALES TAX REPORT TO THE ARIZONA CORPORATION COMMISSION.

FOR THE YEAR ENDING: 12/31/21

HAS BEEN PREPARED UNDER MY DIRECTION, FROM THE ORIGINAL BOOKS, PAPERS AND RECORDS OF SAID UTILITY; THAT I HAVE CAREFULLY EXAMINED THE SAME, AND DECLARE THE SAME TO BE A COMPLETE AND CORRECT STATEMENT OF BUSINESS AND AFFAIRS OF SAID UTILITY FOR THE PERIOD COVERED BY THIS REPORT IN RESPECT TO EACH AND EVERY MATTER AND THING SET FORTH, TO THE BEST OF MY KNOWLEDGE, INFORMATION AND BELIEF.

Sworn Statement: IN ACCORDANCE WITH THE REQUIREMENTS OF TITLE 40, ARTICLE 8, SECTION 40-401, ARIZONA REVISED STATUTES, IT IS HEREIN REPORTED THAT THE GROSS OPERATING REVENUE OF SAID UTILITY DERIVED FROM ARIZONA INTRASTATE UTILITY OPERATIONS DURING THE CALENDAR YEAR WAS:


Arizona Intrastate Gross Operating Revenues Only (\$) \$232,151
(The amount in the box above includes \$12,220 in sales taxes billed or collected)

Robert Davis
signature of owner/official

520-682-8335
telephone no.

SUBSCRIBED AND SWORN TO BEFORE ME A NOTARY PUBLIC
IN AND FOR THE COUNTY Pima
(county name)
THIS 14 DAY OF MARCH 2022
(month) and (year)

MY COMMISSION EXPIRES 10-27-22
(date)



Karla A. Garcia
(signature of notary public)

Verification and Sworn Statement (Taxes)

Verification: State of Arizona I, the undersigned of the
(state name)

County of (county name): Pima
Name (owner or official) title: Robert Davis - President
Company name: Rancho Del Conejo Community Water Co-Op, Inc.

DO SAY THAT THIS ANNUAL UTILITY PROPERTY TAX AND SALES TAX REPORT TO THE ARIZONA CORPORATION COMMISSION.

FOR THE YEAR ENDING: 12/31/21

HAS BEEN PREPARED UNDER MY DIRECTION, FROM THE ORIGINAL BOOKS, PAPERS AND RECORDS OF SAID UTILITY; THAT I HAVE CAREFULLY EXAMINED THE SAME, AND DECLARE THE SAME TO BE A COMPLETE AND CORRECT STATEMENT OF BUSINESS AND AFFAIRS OF SAID UTILITY FOR THE PERIOD COVERED BY THIS REPORT IN RESPECT TO EACH AND EVERY MATTER AND THING SET FORTH, TO THE BEST OF MY KNOWLEDGE, INFORMATION AND BELIEF.

Sworn Statement: I HEREBY ATTEST THAT ALL PROPERTY TAXES FOR SAID COMPANY ARE CURRENT AND PAID IN FULL.

I HEREBY ATTEST THAT ALL SALES TAXES FOR SAID COMPANY ARE CURRENT AND PAID IN FULL.

ROBERT DAVIS

signature of owner/official

520-682-8335

telephone no.

SUBSCRIBED AND SWORN TO BEFORE ME A NOTARY PUBLIC
IN AND FOR THE COUNTY

THIS

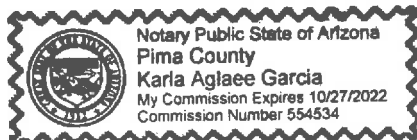
14

DAY OF

Pima
(county name)
MARCH 1 2022
(month) and (year)

MY COMMISSION EXPIRES

10-27-2022
(date)



Karla Aglaee Garcia
(signature of notary public)

Verification and Sworn Statement (Residential Revenue)

Verification:

State of Arizona I, the undersigned of the
(state name)

County of (county name): Pima
Name (owner or official) title: Robert Davis - President
Company name: Rancho Del Conejo Community Water Co-Op, Inc.

DO SAY THAT THIS ANNUAL UTILITY PROPERTY TAX AND SALES TAX REPORT TO THE ARIZONA CORPORATION COMMISSION.

FOR THE YEAR ENDING: 12/31/21

HAS BEEN PREPARED UNDER MY DIRECTION, FROM THE ORIGINAL BOOKS, PAPERS AND RECORDS OF SAID UTILITY; THAT I HAVE CAREFULLY EXAMINED THE SAME, AND DECLARE THE SAME TO BE A COMPLETE AND CORRECT STATEMENT OF BUSINESS AND AFFAIRS OF SAID UTILITY FOR THE PERIOD COVERED BY THIS REPORT IN RESPECT TO EACH AND EVERY MATTER AND THING SET FORTH, TO THE BEST OF MY KNOWLEDGE, INFORMATION AND BELIEF.

Sworn Statement: IN ACCORDANCE WITH THE REQUIREMENTS OF TITLE 40, ARTICLE 8, SECTION 40-401, ARIZONA REVISED STATUTES, IT IS HEREIN REPORTED THAT THE GROSS OPERATING REVENUE OF SAID UTILITY DERIVED FROM ARIZONA INTRASTATE UTILITY OPERATIONS RECEIVED FROM RESIDENTIAL CUSTOMERS DURING THE CALENDAR YEAR WAS:

Arizona Intrastate Gross Operating Revenues Only (\$)

\$232,151

(The amount in the box above includes

\$12,220 in sales taxes
billed or collected)

Robert Davis
signature of owner/official

520-682-8335
telephone no.

SUBSCRIBED AND SWORN TO BEFORE ME A NOTARY PUBLIC
IN AND FOR THE COUNTY


Pima
(county name)

THIS 14

DAY OF MARCH / 2022
(month) and (year)

MY COMMISSION EXPIRES

10-27-22
(date)



Karla Aglaee Garcia
(signature of notary public)

Rancho Del Conejo Community Water Co-Op, Inc.
Annual Report
for Income Tax Statement of Certification
12/31/21

for Income Tax Statement of Certification

Verification:

State of Arizona I, the undersigned of the
(state name)

County of (county name): Pima
Name (owner or official) title: Robert Davis - President
Company name: Rancho Del Conejo Community Water Co-Op, Inc.

FOR THE YEAR ENDING: 12/31/21

Sworn Statement:

IN ACCORDANCE WITH THE REQUIREMENTS OF DECISION NO. 77084, BECAUSE THE UTILITY REQUIRES THE GROSS UP OF ADVANCES AND CONTRIBUTIONS, I HEREBY STATE THAT THE UTILITY A NET INCREASE IN CURRENT INCOME TAX EXPENSE OR A DECREASE IN DEFERRED TAX ASSET FOR A CARRY FORWARD ACCORDING TO GAAP IN AN AMOUNT EQUAL TO OR GREATER THAN THE AMOUNT OF THE REQUIRED GROSS UP PAID BY DEVELOPERS IN THE PERIOD COVERED BY THIS ANNUAL REPORT.

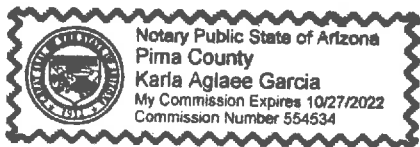
Robert Davis
signature of owner/official

520-682-8335
telephone no.

SUBSCRIBED AND SWORN TO BEFORE ME A NOTARY PUBLIC
IN AND FOR THE COUNTY Pima
(county name)

THIS 14 DAY OF MARCH/2022
(month) and (year)

MY COMMISSION EXPIRES 10-27-22
(date)



Karla Aglaee Garcia
(signature of notary public)