

ANNUAL REPORT

Of

Company Name:
13130 W. Rudasill Rd

Mailing Address: Tucson AZ
85743

Docket No.:
For the Year Ended:

RECEIVED
APR 01 2019
ARIZONA CORP COMMISSION
UTILITIES DIVISION - DIRECTOR'S OFFICE

WATER UTILITY

To

Arizona Corporation Commission

Due on April 15th

Email: rdelafuente@azcc.gov, mail or deliver the completed Annual Report to:
Arizona Corporation Commission
Compliance Section - Utilities Division
1200 West Washington Street
Phoenix, Arizona 85007

Application Type:
Application Date:

4-10-19

ARIZONA CORPORATION COMMISSION
WATER UTILITY ANNUAL REPORT
Rancho Del Conejo Community Water Co-Op, Inc.
A Class Utility

1. For the Calendar Year Ended:

2. Address:
City: State: Zip Code:

3. Telephone Number:

4. Date of Original Organization of Utility:

5. Person to whom correspondence should be addressed concerning this report:

Name:
Telephone No. :
Address:
City: State: Zip Code:
Email:

6. On-Site Manager:

Name:
Telephone No. :
Address:
City: State: Zip Code:
Email:

7. Ownership:

8. Counties Served:

Utility Plant in Service (Water)							
Account No.	Description	Beginning Year Original Cost	Current Year Additions	Current Year Retirements	Adjusted Original Cost	Accumulated Depreciation	OCLD (OC less AD)
301	Organization				\$0		\$0
302	Franchises				0		0
303	Land and Land Rights				0		0
304	Structures and Improvements				0		0
305	Collecting & Improving Reservoirs				0		0
306	Lake, River, Canal Intakes				0		0
307	Wells and Springs	153,629			153,629	64,534	89,095
308	Infiltration Galleries				0		0
309	Supply Mains				0		0
310	Power Generation Equipment				0		0
311	Pumping Equipment	141,545			141,545	141,545	0
320	Water Treatment Equipment				0		0
320.1	Water Treatment Plants				0		0
320.2	Solution Chemical Feeders				0		0
320.3	Point-of-Use Treatment Devices				0		0
330	Distribution Reservoirs and Standpipes				0		0
330.1	Storage Tanks				0		0
330.2	Pressure Tanks				0		0
331	Transmission and Distribution Mains	464,272			464,272	352,874	111,398
333	Services	43,153			43,153	15,021	28,132
334	Meters and Meter Installations	45,126			45,126	45,126	0
335	Hydrants				0		0
336	Backflow Prevention Devices				0		0
339	Other Plant and Misc. Equipment				0		0
340	Office Furniture and Equipment	11,472			11,472	11,472	0
340.1	Computer & Software				0		0
341	Transportation Equipment	16,842			16,842	9,483	7,359
342	Stores Equipment				0		0
343	Tools, Shop and Garage Equipment	5,793			5,793	4,490	1,303
344	Laboratory Equipment				0		0
345	Power Operated Equipment	15,400			15,400	10,095	5,305
346	Communication Equipment				0		0
347	Miscellaneous Equipment	14,973			14,973	14,973	0
348	Other Tangible Plant				0		0
	Totals	\$912,205	\$0	\$0	\$912,205	\$669,613	\$242,592

Instructions: Fill out the Grey Cells with the relevant information. Input 0 or none if there is nothing recorded in that account or there is no applicable information to report.

Rancho Del Conejo Community Water Co-Op, Inc.
 Annual Report
 Depreciation Expense for the Current Year (Water)
 12/31/18

Depreciation Expense for the Current Year (Water)								
Account No.	Description	Beginning Year Original Cost	Current Year Additions	Current Year Retirements	Adjusted Original Cost	Fully Depreciated/Non-depreciable Plant	Depreciation Percentages	Depreciation Expense
301	Organization	\$0	\$0	\$0	\$0			\$0
302	Franchises	0	0	0	0			0
303	Land and Land Rights	0	0	0	0			0
304	Structures and Improvements	0	0	0	0			0
305	Collecting & Improving Reservoirs	0	0	0	0			0
306	Lake, River, Canal Intakes	0	0	0	0			0
307	Wells and Springs	153,629	0	0	153,629			0
308	Infiltration Galleries	0	0	0	0			0
309	Supply Mains	0	0	0	0			0
310	Power Generation Equipment	0	0	0	0			0
311	Pumping Equipment	141,545	0	0	141,545			0
320	Water Treatment Equipment	0	0	0	0			0
320.1	Water Treatment Plants	0	0	0	0			0
320.2	Solution Chemical Feeders	0	0	0	0			0
320.3	Point-of-Use Treatment Devices	0	0	0	0			0
330	Distribution Reservoirs and Standpipes	0	0	0	0			0
330.1	Storage Tanks	0	0	0	0			0
330.2	Pressure Tanks	0	0	0	0			0
331	Transmission and Distribution Mains	464,272	0	0	464,272			0
333	Services	43,153	0	0	43,153			0
334	Meters and Meter Installations	45,126	0	0	45,126			0
335	Hydrants	0	0	0	0			0
336	Backflow Prevention Devices	0	0	0	0			0
339	Other Plant and Misc. Equipment	0	0	0	0			0
340	Office Furniture and Equipment	11,472	0	0	11,472			0
340.1	Computer & Software	0	0	0	0			0
341	Transportation Equipment	16,842	0	0	16,842			0
342	Stores Equipment	0	0	0	0			0
343	Tools, Shop and Garage Equipment	5,793	0	0	5,793			0
344	Laboratory Equipment	0	0	0	0			0
345	Power Operated Equipment	15,400	0	0	15,400			0
346	Communication Equipment	0	0	0	0			0
347	Miscellaneous Equipment	14,973	0	0	14,973			0
348	Other Tangible Plant	0	0	0	0			0
	Subtotal	\$912,205	\$0	\$0	\$912,205	\$0		\$0

Contribution(s) in Aid of Construction (Gross)

Less: Non Amortizable Contribution(s)

Fully Amortized Contribution(s)

Amortizable Contribution(s)

Times: Proposed Amortization Rate

Amortization of CIAC

\$0

Less: Amortization of CIAC

DEPRECIATION EXPENSE

Instructions: Fill out the Grey Cells with the relevant information. Input 0 or none if there is nothing recorded in that account or there is no applicable information to report.

Rancho Del Conejo Community Water Co-Op, Inc.
 Annual Report
 Balance Sheet Assets
 12/31/18

Balance Sheet Assets				
	Assets		Balance at Beginning of Year (2018)	Balance at End of Year (2018)
Account No.	Current and Accrued Assets			
131	Cash		\$133,550	\$111,202
134	Working Funds			
135	Temporary Cash Investments			
141	Customer Accounts Receivable		10,200	23,212
146	Notes Receivable from Associated Companies			
151	Plant Material and Supplies			
162	Prepayments			
174	Miscellaneous Current and Accrued Assets		20,000	20,000
	Total Current and Accrued Assets		\$163,750	\$154,414
Account No.	Fixed Assets			
101	Utility Plant in Service*		\$912,205	\$912,205
103	Property Held for Future Use			
105	Construction Work in Progress			
108	Accumulated Depreciation (enter as negative)*		(662,485)	(669,613)
121	Non-Utility Property			
122	Accumulated Depreciation - Non Utility			
	Total Fixed Assets		\$249,720	\$242,592
	Total Assets		\$413,470	\$397,006

Instructions: Fill out the Grey Cells with the relevant information. Input 0 or none if there is nothing recorded in that account or there is no applicable information to report.

*Note these items feed automatically from AR3 UPIS Page 3

Rancho Del Conejo Community Water Co-Op, Inc.
 Annual Report
 Balance Sheet Liabilities and Owners Equity

Balance Sheet Liabilities and Owners Equity				
	Liabilities		Balance at Beginning of Year (2018)	Balance at End of Year (2018)
Account No.	Current Liabilities			
231	Accounts Payable		\$13,600	\$15,200
232	Notes Payable (Current Portion)			
234	Notes Payable to Associated Companies			
235	Customer Deposits			
236	Accrued Taxes			
237	Accrued Interest			
242	Miscellaneous Current and Accrued Liabilities			
	Total Current Liabilities		\$13,600	\$15,200
	Long Term Debt			
224	Long Term Debt (Notes and Bonds)		\$351,224	\$351,224
	Deferred Credits			
251	Unamortized Premium on Debt			
252	Advances in Aid of Construction		13,144	13,144
255	Accumulated Deferred Investment Tax Credits			
271	Contributions in Aid of Construction		544,016	544,016
272	Less: Amortization of Contributions		(148,078)	(148,078)
281	Accumulated Deferred Income Tax			
	Total Deferred Credits		\$409,082	\$409,082
	Total Liabilities		\$773,906	\$775,506
	Capital Accounts			
201	Common Stock Issued			
211	Other Paid-In Capital			
215	Retained Earnings		(360,436)	(378,500)
218	Proprietary Capital (Sole Props and Partnerships)			
	Total Capital		(\$360,436)	(\$378,500)
	Total Liabilities and Capital		\$413,470	\$397,006

Instructions: Fill out the Grey Cells with the relevant information. Input 0 or none if there is nothing recorded in that account or there is no applicable information to report.

Note: Total liabilities and Capital must match total assets for the beginning and end of the year!

Rancho Del Conejo Community Water Co-Op, Inc.
Annual Report
Water Comparative Income Statement
12/31/18

Water Comparative Income Statement			
Account No.	Calendar Year	Current Year 01/01/2018 - 12/31/2018	Last Year 01/01/2017 - 12/31/2017
	Operating Revenue		
461	Metered Water Revenue	\$209,719	\$208,043
460	Unmetered Water Revenue		
462	Fire Protection Revenue		
469	Guaranteed Revenues (Surcharges)		
471	Miscellaneous Service Revenues		
474	Other Water Revenue		
	Total Revenues	\$209,719	\$208,043
	Operating Expenses		
601	Salaries and Wages	\$48,396	\$40,892
604	Employee Pensions and Benefits		
610	Purchased Water		
615	Purchased Power	23,769	21,138
618	Chemicals		
620	Materials and Supplies		
620.1	Repairs and Maintenance	7,538	11,271
620.2	Office Supplies and Expense	16,300	12,095
630	Contractual Services	4,662	1,761
631	Contractual Services -Engineering		
632	Contractual Services - Accounting		
633	Contractual Services - Legal		
634	Contractual Services - Management Fees		
635	Contractual Services - Water Testing	7,437	7,513
636	Contractual Services - Other	7,638	6,459
640	Rents		
641	Rental of Building/Real Property		
642	Rental of Equipment		
650	Transportation Expenses		
657	Insurance - General Liability	6,064	7,122
657.1	Insurance - Health and Life		
665	Regulatory Commission Expense - Rate		
670	Bad Debt Expense		
675	Miscellaneous Expense	648	810
403	Depreciation Expense (From Schedule AR4)		
408	Taxes Other Than Income		
408.11	Property Taxes	15,222	11,202
409	Income Taxes		
427.1	Customer Security Deposit Interest		
	Total Operating Expenses	\$137,674	\$120,263
	Operating Income / (Loss)	\$72,045	\$87,780
	Other Income / (Expense)		
419	Interest and Dividend Income		
421	Non-Utility Income		
426	Miscellaneous Non-Utility (Expense)		
427	Interest (Expense)		
	Total Other Income / (Expense)	\$0	\$0
	Net Income / (Loss)	\$72,045	\$87,780

Instructions: Fill out the Grey Cells with the relevant information. Input 0 or none if there is nothing recorded in that account or there is no applicable information to report.

Rancho Del Conejo Community Water Co-Op, Inc.
 Annual Report
 Supplemental Financial Data (Long-Term Debt)
 12/31/18

Supplemental Financial Data (Long-Term Debt)				
	Loan #1	Loan #2	Loan #3	Loan #4
Date Issued	6/16/2000	11/21/2008		
Source of Loan	USDA	WIFA		
ACC Decision No.	61733	70311		
Reason for Loan	Plant Upgrade	Arsenic Removal		
Dollar Amt. Issued	\$266,300	\$192,605		
Amount Outstanding	\$202,781	\$126,651		
Date of Maturity	1/1/2040	1/1/2028		
Interest Rate	5.00%	4.20%		
Current Year Interest	\$10,283	\$1,582		
Current Year Principal	\$5,281	\$9,503		

Meter Deposit Balance at Test Year End:	\$10,423
---	----------

Meter Deposits Refunded During the Test Year:	\$1,650
---	---------

List all bonds, notes, loans, and other types of indebtedness in which the proceeds were used in the provision of public utility service. Indebtedness incurred for personal uses by the owner of the utility should not be listed. Input 0 or none if there is nothing to report for that cell.

Well and Water Usage									
Name of the System:		RANCHO DEL CONEJO COOP							
ADEQ Public Water System Number:			AZ0410142						
ADWR PCC Number:			91-000451.0000						
Well registry 55# (55-XXXXXX):	Pump Horsepower	Pump Yield (gpm)	Casing Depth (feet)	Casing Diameter (inches)	Pump Motor Type **	Year Drilled	Meter Size (inches)	How measured:	Active
55-622895	25	150	600	12	Submersible	1972	3	Metered	Yes
55-579159	40	200	800	8		2000	3	Metered	Yes
55-622894			500	8		1969			No

Name of system water delivered to: _____
 ADWR PCC Number: _____
 Source of water delivered to another system: _____

Name of system water received from: _____
 ADWR PCC Number: _____
 Source of water received: _____
 Well registry 55# (55-XXXXXX): _____

Month	Water withdrawn (acre ft) ¹	Water sold (acre ft) ²	Water delivered (sold) to other systems (acre ft) ³	Water received (purchased) from other systems (acre ft) ⁴	Estimated authorized use (acre ft) ⁵	Purchased Power Expense ⁶	Purchased Power (kWh) ⁷
January	6	0	0	0	6	\$1,689	8,140
February	5	0	0	0	5	1,632	8,178
March	7	0	0	0	7	1,558	7,678
April	9	0	0	0	9	2,023	10,573
May	10	0	0	0	10	1,838	12,416
June	11	0	0	0	11	1,961	15,397
July	10	0	0	0	10	2,780	13,342
August	9	0	0	0	9	2,052	13,333
September	8	0	0	0	8	1,776	12,222
October	6	0	0	0	6	2,233	9,984
November	6	0	0	0	6	1,984	8,456
December	6	0	0	0	6	1,174	7,829
Totals	93	0	0	0	93	\$22,698	127,548

If applicable, in the space below please provide a description for all un-metered water use along with amounts:

Instructions: Fill out the Grey Cells with the relevant information. Input 0 or none if there is nothing recorded in that account or there is no applicable information to report.

1 Water withdrawn - Total acre feet of water withdrawn from pumped sources.
 2 Water sold - Total acre feet from customer meters, and other sales such as construction water.
 3 Water delivered (sold) to other systems - Total acre feet of water delivered to other systems.
 4 Water received (purchased) from other systems - Total acre feet of water purchased/received from other systems.
 5 Estimated authorized use - Total estimated acre feet from authorized metered or unmetered use. Authorized uses such as flushing (mains, services and hydrants) draining/cleaning tanks, process, construction, fire fighting, etc. Non-authorized use (real losses) are service line breaks and leaks, water main breaks, meter inaccuracies and theft.
 6 Enter the total purchased power costs for the power meters associated with this system.
 7 Enter the total purchased kWh used by the power meters associated with this system.

Water Utility Plant Description

Name of the System:	RANCHO DEL CONEJO COOP	
ADEQ Public Water System Number:	AZ0410142	
ADWR PCC Number:	91-000451.0000	

MAINS		
Sizes (inches)	Material	Length (feet)
2.00	PVC	1,272
3.00	PVC	12,370
4.00	PVC	8,820
6.00	PVC	28,470
8.00	PVC	400

CUSTOMER METERS	
Size (inches)	Quantity
5/8 X 3/4	328
0.75	2
1	11
Turbine 3	1

SERVICE LINES	
Material	Percent of system

BOOSTER PUMPS		
Horsepower	GPM	Quantity
5		1
10		2
20		1

FIRE HYDRANTS	
Type	Quantity
Standard *	0
Other	0

STORAGE TANKS		
Capacity (gallons)	Material	Quantity
150,000	Steel	1
60,000	Steel	1

PRESSURE/BLADDER TANKS		
Capacity (gallons)	Material	Quantity
3,000	Steel	1

Instructions: Fill out the Grey Cells with the relevant information. Input 0 or none if there is nothing recorded in that account or there is no applicable information to report. Copy and paste this sheet as many times as is necessary.

* A standard fire hydrant has two 2.5 inch hose connection nozzles with 7.5 threads per inch, and one 4.5 inch pumper connection nozzle with 4 threads per inch.

Water Utility Plant Description (Continued)

For the following three items, list the utility owned assets in each category for each system.

TREATMENT EQUIPMENT:	Arsenic Removal System installed at Well #3.
---------------------------------	--

STRUCTURES:	
--------------------	--

OTHER:	
---------------	--

Instructions: Fill out the Grey Cells with the relevant information. Input 0 or none if there is nothing recorded in that account or there is no applicable information to report. Copy and paste this sheet as many times as is necessary.

Customer and Other Information	
Name of the System:	RANCHO DEL CONEJO COOP
ADEQ Public Water System Number:	AZ0410142
ADWR PCC Number:	91-000451.0000

Month	Number of Customers				
	Single-Family	Multi-Family	Commercial	Turf/Irrigation	Other Non-Residential
January	320	0	0	0	0
February	322	0	0	0	0
March	328	0	0	0	0
April	327	0	0	0	0
May	322	0	0	0	0
June	322	0	0	0	0
July	322	0	0	0	0
August	323	0	0	0	0
September	320	0	0	0	0
October	325	0	0	0	0
November	325	0	0	0	0
December	325	0	0	0	0

If the system has fire hydrants, what is the fire flow requirements? GPM for hrs.

Does the system have chlorination treatment? No

Does the Company have an ADWR Gallons Per Capita Per Day (GPCPD) requirement? No

If yes, provide the GPCPD amount:

Is the Water Utility located in an ADWR Active Management Area (AMA)? Yes
 If yes, which AMA? on AMA

Instructions: Fill out the Grey Cells with the relevant information. Input 0 or none if there is nothing recorded in that account or there is no applicable information to report. Copy and paste this sheet as many times as is necessary.

Rancho Del Conejo Community Water Co-Op, Inc.
Annual Report
Property Taxes
12/31/18

Property Taxes	
-----------------------	--

Amount of actual property taxes paid during Calendar Year 2018 was	\$15,222
--	----------

If no property taxes paid, explain why.

Instructions: Fill out the Grey Cells with the relevant information. Input 0 or none if there is nothing recorded in that account or there is no applicable information to report.

Verification and Sworn Statement (Taxes)

Verification: State of Paul Haid I, the undersigned of the
(state name)

County of (county name):

Name (owner or official) title:

Company name:

Rancho Del Conejo Community Water Co-Op, Inc.

RECEIVED
APR 01 2019
ARIZONA CORP COMMISSION
UTILITIES DIVISION - DIRECTOR'S OFFICE

DO SAY THAT THIS ANNUAL UTILITY PROPERTY TAX AND SALES TAX REPORT TO THE ARIZONA CORPORATION COMMISSION.

FOR THE YEAR ENDING: 12/31/18

HAS BEEN PREPARED UNDER MY DIRECTION, FROM THE ORIGINAL BOOKS, PAPERS AND RECORDS OF SAID UTILITY; THAT I HAVE CAREFULLY EXAMINED THE SAME, AND DECLARE THE SAME TO BE A COMPLETE AND CORRECT STATEMENT OF BUSINESS AND AFFAIRS OF SAID UTILITY FOR THE PERIOD COVERED BY THIS REPORT IN RESPECT TO EACH AND EVERY MATTER AND THING SET FORTH, TO THE BEST OF MY KNOWLEDGE, INFORMATION AND BELIEF.

Sworn Statement: I HEREBY ATTEST THAT ALL PROPERTY TAXES FOR SAID COMPANY ARE CURRENT AND PAID IN FULL.

I HEREBY ATTEST THAT ALL SALES TAXES FOR SAID COMPANY ARE CURRENT AND PAID IN FULL.

Paul Haid president
signature of owner/official

telephone no.

SUBSCRIBED AND SWORN TO BEFORE ME A NOTARY PUBLIC
IN AND FOR THE COUNTY

THIS


20

DAY OF

March 2019
(month) and (year)

MY COMMISSION EXPIRES

2/5/20
(date)



Riley Ann Serres
(signature of notary public)

Verification and Sworn Statement

Verification:

State of 0 I, the undersigned of the
(state name)

County of (county name): 0

Name (owner or official) title: 0

Company name: Rancho Del Conejo Community Water Co-Op, Inc.

RECEIVED
APR 01 2019
ARIZONA CORP COMMISSION
UTILITIES DIVISION - DIRECTOR'S OFFICE

DO SAY THAT THIS ANNUAL UTILITY PROPERTY TAX AND SALES TAX REPORT TO THE ARIZONA CORPORATION COMMISSION.

FOR THE YEAR ENDING: 12/31/18

HAS BEEN PREPARED UNDER MY DIRECTION, FROM THE ORIGINAL BOOKS, PAPERS AND RECORDS OF SAID UTILITY; THAT I HAVE CAREFULLY EXAMINED THE SAME, AND DECLARE THE SAME TO BE A COMPLETE AND CORRECT STATEMENT OF BUSINESS AND AFFAIRS OF SAID UTILITY FOR THE PERIOD COVERED BY THIS REPORT IN RESPECT TO EACH AND EVERY MATTER AND THING SET FORTH, TO THE BEST OF MY KNOWLEDGE, INFORMATION AND BELIEF.

Sworn Statement: IN ACCORDANCE WITH THE REQUIREMENTS OF TITLE 40, ARTICLE 8, SECTION 40-401, ARIZONA REVISED STATUTES, IT IS HEREIN REPORTED THAT THE GROSS OPERATING REVENUE OF SAID UTILITY DERIVED FROM ARIZONA INTRASTATE UTILITY OPERATIONS DURING THE CALENDAR YEAR WAS:

Arizona Intrastate Gross Operating Revenues Only (\$)

\$0

(The amount in the box above includes

\$0 in sales taxes

billed or collected)

Ruthal Percelest
signature of owner/official

0

telephone no.

SUBSCRIBED AND SWORN TO BEFORE ME A NOTARY PUBLIC
IN AND FOR THE COUNTY

Prima
(county name)

THIS

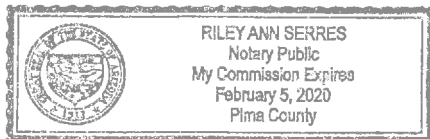
20

DAY OF

March 2019
(month) and (year)

MY COMMISSION EXPIRES

2/5/20
(date)



Ruthal Percelest
(signature of notary public)

Verification and Sworn Statement (Residential Revenue)

Verification:

State of 0 I, the undersigned of the
(state name)

County of (county name): 0
Name (owner or official) title: 0
Company name: Rancho Del Conejo Community Water Co-Op, Inc.

RECEIVED

APR 01 2019

ARIZONA CORP COMMISSION
UTILITIES DIVISION - DIRECTOR'S OFFICE

DO SAY THAT THIS ANNUAL UTILITY PROPERTY TAX AND SALES TAX REPORT TO THE ARIZONA CORPORATION COMMISSION.

FOR THE YEAR ENDING: 12/31/18

HAS BEEN PREPARED UNDER MY DIRECTION, FROM THE ORIGINAL BOOKS, PAPERS AND RECORDS OF SAID UTILITY; THAT I HAVE CAREFULLY EXAMINED THE SAME, AND DECLARE THE SAME TO BE A COMPLETE AND CORRECT STATEMENT OF BUSINESS AND AFFAIRS OF SAID UTILITY FOR THE PERIOD COVERED BY THIS REPORT IN RESPECT TO EACH AND EVERY MATTER AND THING SET FORTH, TO THE BEST OF MY KNOWLEDGE, INFORMATION AND BELIEF.


Sworn Statement: IN ACCORDANCE WITH THE REQUIREMENTS OF TITLE 40, ARTICLE 8, SECTION 40-401, ARIZONA REVISED STATUTES, IT IS HEREIN REPORTED THAT THE GROSS OPERATING REVENUE OF SAID UTILITY DERIVED FROM ARIZONA INTRASTATE UTILITY OPERATIONS RECEIVED FROM RESIDENTIAL CUSTOMERS DURING THE CALENDAR YEAR WAS:

Arizona Intrastate Gross Operating Revenues Only (\$)

0 \$0

(The amount in the box above includes

0 \$0 in sales taxes
billed or collected)


signature of owner/official

0
telephone no.

SUBSCRIBED AND SWORN TO BEFORE ME A NOTARY PUBLIC
IN AND FOR THE COUNTY

Pima
(county name)

THIS

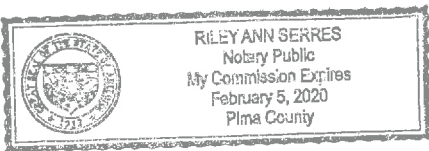
20


DAY OF

March 2019
(month) and (year)

MY COMMISSION EXPIRES

2/5/20
(date)




(signature of notary public)