

RECEIVED  
UTILITIES DIVISION

2023 APR 17 A 11:50

ARIZONA CORPORATION  
COMMISSION

**ANNUAL REPORT**

Of

Company Name:

13130 W. Rudasill Rd

Mailing Address:

Tucson AZ  
85743

Docket No.:

For the Year Ended:

**WATER UTILITY**

To

Arizona Corporation Commission

**Due on April 15th**

Email: [Util-Compliance@azcc.gov](mailto:Util-Compliance@azcc.gov), mail or deliver the completed Annual Report to:

Arizona Corporation Commission  
Compliance Section - Utilities Division  
1200 West Washington Street  
Phoenix, Arizona 85007

Application Type:

Application Date:

ARIZONA CORPORATION COMMISSION  
WATER UTILITY ANNUAL REPORT  
Rancho Del Conejo Community Water Co-Op, Inc.  
A Class  Utility

For the Calendar Year Ended: 12/31/22

Primary Address:   
City:  State:  Zip Code:

Telephone Number:

Date of Original Organization of Utility:

Person to whom correspondence should be addressed concerning this report:

Name:   
Telephone No. :   
Address:   
City:  State:  Zip Code:   
Email:

Name:   
Telephone No. :   
Address:   
City:  State:  Zip Code:   
Email:

Name:   
Telephone No. :   
Address:   
City:  State:  Zip Code:   
Email:

Name:   
Telephone No. :   
Address:   
City:  State:  Zip Code:   
Email:

Name:   
Telephone No. :   
Address:   
City:  State:  Zip Code:   
Email:

Ownership:

Counties Served:

**Important changes during the year**

	For those companies not subject to the affiliated interest rules, has there been a change in ownership or direct control during the year?
	If yes, please provide specific details in the box below.
	N/A

	Has the company been notified by any other regulatory authorities during the year, that they are out of compliance?
	If yes, please provide specific details in the box below.
	N/A


Rancho Del Conejo Community Water Co-Op, Inc.  
Annual Report  
Utility Plant in Service (Water)  
12/31/22

Utility Plant in Service (Water)							
Account No.	Description	Beginning Year Original Cost	Current Year Additions	Current Year Retirements	Adjusted Original Cost	Accumulated Depreciation	OCLD (OC less AD)
301	Organization				\$0		\$0
302	Franchises				0		0
303	Land and Land Rights	10,942			10,942		10,942
304	Structures and Improvements	15,040			15,040	15,040	0
305	Collecting & Improving Reservoirs				0		0
306	Lake, River, Canal Intakes				0		0
307	Wells and Springs	153,629			153,629	78,559	75,070
308	Infiltration Galleries				0		0
309	Supply Mains				0		0
310	Power Generation Equipment				0		0
311	Pumping Equipment	141,545			141,545	141,545	0
320	Water Treatment Equipment				0		0
320.1	Water Treatment Plants	202,069	400		202,469	180,817	21,652
320.2	Solution Chemical Feeders	0			0		0
320.3	Point-of-Use Treatment Devices	0			0		0
330	Distribution Reservoirs and Standpipes	17,176	4,000		21,176	17,748	3,428
330.1	Storage Tanks	0			0		0
330.2	Pressure Tanks	0			0		0
331	Transmission and Distribution Mains	447,109			447,109	237,941	209,168
333	Services	43,153			43,153	17,711	25,442
334	Meters and Meter Installations	45,126			45,126	45,126	0
335	Hydrants	0			0		0
336	Backflow Prevention Devices	0			0		0
339	Other Plant and Misc. Equipment	0			0		0
340	Office Furniture and Equipment	7,324			7,324	6,196	1,128
340.1	Computer & Software	0			0		0
341	Transportation Equipment	0			0		0
342	Stores Equipment	0			0		0
343	Tools, Shop and Garage Equipment	7,334			7,334	6,668	666
344	Laboratory Equipment	0			0		0
345	Power Operated Equipment	0	20,000		20,000	2,858	17,142
346	Communication Equipment	0			0		0
347	Miscellaneous Equipment	14,973			14,973	14,793	180
348	Other Tangible Plant	0			0		0
	<b>Totals</b>	<b>\$1,105,420</b>	<b>\$24,400</b>	<b>\$0</b>	<b>\$1,129,820</b>	<b>\$765,002</b>	<b>\$364,818</b>

Rancho Del Conejo Community Water Co-Op, Inc.  
 Annual Report  
 Depreciation Expense for the Current Year (Water)  
 12/31/22

Depreciation Expense for the Current Year (Water)									
Account No.	Description	Beginning Year Original Cost	Current Year Additions	Current Year Retirements	Adjusted Original Cost	Fully Depreciated/Non-depreciable Plant	Depreciable Plant	Depreciation Percentages	Depreciation Expense
301	Organization	\$0	\$0	\$0	\$0		\$0		\$0
302	Franchises	0	0	0	0		0		0
303	Land and Land Rights	10,942	0	0	10,942		10,942		0
304	Structures and Improvements	15,040	0	0	15,040		15,040		0
305	Collecting & Improving Reservoirs	0	0	0	0		0		0
306	Lake, River, Canal Intakes	0	0	0	0		0		0
307	Wells and Springs	153,629	0	0	153,629		153,629		3,696
308	Infiltration Galleries	0	0	0	0		0		0
309	Supply Mains	0	0	0	0		0		0
310	Power Generation Equipment	0	0	0	0		0		0
311	Pumping Equipment	141,545	0	0	141,545		141,545		0
320	Water Treatment Equipment	0	0	0	0		0		0
320.1	Water Treatment Plants	202,069	400	0	202,469		202,469		5,572
320.2	Solution Chemical Feeders	0	0	0	0		0		0
320.3	Point-of-Use Treatment Devices	0	0	0	0		0		0
330	Distribution Reservoirs and Standpipes	17,176	4,000	0	21,176		21,176		0
330.1	Storage Tanks	0	0	0	0		0		0
330.2	Pressure Tanks	0	0	0	0		0		0
331	Transmission and Distribution Mains	447,109	0	0	447,109	0	447,109		9,981
333	Services	43,153	0	0	43,153	0	43,153		1,038
334	Meters and Meter Installations	45,126	0	0	45,126	0	45,126		0
335	Hydrants	0	0	0	0	0	0		0
336	Backflow Prevention Devices	0	0	0	0	0	0		0
339	Other Plant and Misc. Equipment	0	0	0	0	0	0		0
340	Office Furniture and Equipment	7,324	0	0	7,324	0	7,324		0
340.1	Computer & Software	0	0	0	0	0	0		0
341	Transportation Equipment	0	0	0	0	0	0		0
342	Stores Equipment	0	0	0	0	0	0		0
343	Tools, Shop and Garage Equipment	7,334	0	0	7,334	0	7,334		75
344	Laboratory Equipment	0	0	0	0	0	0		0
345	Power Operated Equipment	0	20,000	0	20,000	0	20,000		2,858
346	Communication Equipment	0	0	0	0	0	0		0
347	Miscellaneous Equipment	14,973	0	0	14,973	0	14,973		0
348	Other Tangible Plant	0	0	0	0	0	0		0
	<b>Subtotal</b>	<b>\$1,105,420</b>	<b>\$24,400</b>	<b>\$0</b>	<b>\$1,129,820</b>	<b>\$0</b>	<b>\$1,129,820</b>		<b>\$23,220</b>

Contribution(s) in Aid of Construction (Gross)  
 Less: Non Amortizable Contribution(s)  
 Fully Amortized Contribution(s)  
 Amortizable Contribution(s)  
 Times: Proposed Amortization Rate  
 Amortization of CIAC

  
 \$0  
 2.06%  
 \$0

Less: Amortization of CIAC

**DEPRECIATION EXPENSE**

Rancho Del Conejo Community Water Co-Op, Inc.  
 Annual Report  
 Balance Sheet Assets  
 12/31/22

<b>Balance Sheet Assets</b>			
	<b>Assets</b>	<b>Balance at Beginning of Year (2022)</b>	<b>Balance at End of Year (2022)</b>
<b>Account No.</b>	<b>Current and Accrued Assets</b>		
131	Cash	\$163,782	\$146,675
134	Working Funds		
135	Temporary Cash Investments	13,955	15,313
141	Customer Accounts Receivable	21,537	21,537
146	Notes Receivable from Associated Companies		
151	Plant Material and Supplies		
162	Prepayments		
174	Miscellaneous Current and Accrued Assets	829	829
	<b>Total Current and Accrued Assets</b>	<b>\$200,103</b>	<b>\$184,354</b>
<b>Account No.</b>	<b>Fixed Assets</b>		
101	Utility Plant in Service*	\$1,105,420	\$1,129,820
103	Property Held for Future Use		
105	Construction Work in Progress		
108	Accumulated Depreciation (enter as negative)*	(740,596)	(765,002)
121	Non-Utility Property		
122	Accumulated Depreciation - Non Utility		
	<b>Total Fixed Assets</b>	<b>\$364,824</b>	<b>\$364,818</b>
	<b>Total Assets</b>	<b>\$564,927</b>	<b>\$549,172</b>

\*Note these items feed automatically from AR3 UPIS Page 4

Rancho Del Conejo Community Water Co-Op, Inc.  
 Annual Report  
 Balance Sheet Liabilities and Owners Equity

<b>Balance Sheet Liabilities and Owners Equity</b>				
	<b>Liabilities</b>		Balance at Beginning of Year (2022)	Balance at End of Year (2022)
<b>Account No.</b>	<b>Current Liabilities</b>			
231	Accounts Payable		\$11,424	\$8,611
232	Notes Payable (Current Portion)			
234	Notes Payable to Associated Companies			
235	Customer Deposits			
236	Accrued Taxes			
237	Accrued Interest			
242	Miscellaneous Current and Accrued Liabilities		12,314	6,696
	<b>Total Current Liabilities</b>		<b>\$23,738</b>	<b>\$15,307</b>
	<b>Long Term Debt</b>			
224	Long Term Debt (Notes and Bonds)			
	<b>Deferred Credits</b>			
251	Unamortized Premium on Debt			
252	Advances in Aid of Construction			
255	Accumulated Deferred Investment Tax Credits			
271	Contributions in Aid of Construction			
272	Less: Amortization of Contributions			
281	Accumulated Deferred Income Tax			
	<b>Total Deferred Credits</b>		<b>\$0</b>	<b>\$0</b>
	<b>Total Liabilities</b>		<b>\$23,738</b>	<b>\$15,307</b>
	<b>Capital Accounts</b>			
201	Common Stock Issued			
211	Other Paid-In Capital			
215	Retained Earnings		541,189	533,865
218	Proprietary Capital (Sole Props and Partnerships)			
	<b>Total Capital</b>		<b>\$541,189</b>	<b>\$533,865</b>
	<b>Total Liabilities and Capital</b>		<b>\$564,927</b>	<b>\$549,172</b>

**Note: Total liabilities and Capital must match total assets for the beginning and end of the year!**

Rancho Del Conejo Community Water Co-Op, Inc.  
Annual Report  
Water Comparative Income Statement  
12/31/22

<b>Water Comparative Income Statement</b>			
Account No.	Calendar Year	Current Year 01/01/2022 - 12/31/2022	Last Year 01/01/2021 - 12/31/2021
	<b>Operating Revenue</b>		
461	Metered Water Revenue	\$211,327	\$232,151
460	Unmetered Water Revenue	0	
462	Fire Protection Revenue		
469	Guaranteed Revenues (Surcharges)		
471	Miscellaneous Service Revenues		
474	Other Water Revenue	0	
	<b>Total Revenues</b>	<b>\$211,327</b>	<b>\$232,151</b>
	<b>Operating Expenses</b>		
601	Salaries and Wages	\$69,251	\$68,634
604	Employee Pensions and Benefits	0	
610	Purchased Water	0	
615	Purchased Power	21,746	22,292
618	Chemicals		
620	Materials and Supplies		
620.1	Repairs and Maintenance	10,627	17,575
620.2	Office Supplies and Expense	12,782	8,849
630	Contractual Services	55,006	
631	Contractual Services - Engineering		
632	Contractual Services - Accounting	2,725	3,085
633	Contractual Services - Legal		
634	Contractual Services - Management Fees		
635	Contractual Services - Water Testing	4,151	
636	Contractual Services - Other	3,996	10,435
640	Rents		
641	Rental of Building/Real Property		
642	Rental of Equipment		
650	Transportation Expenses		
657	Insurance - General Liability	5,082	4,502
657.1	Insurance - Health and Life		
665	Regulatory Commission Expense - Rate	2,622	
670	Bad Debt Expense		
675	Miscellaneous Expense	92	
403	Depreciation Expense (From Schedule AR4)	23,220	
408	Taxes Other Than Income	17,342	
408.11	Property Taxes	10,907	12,286
409	Income Taxes		
427.1	Customer Security Deposit Interest		
	<b>Total Operating Expenses</b>	<b>\$239,549</b>	<b>\$147,658</b>
	<b>Operating Income / (Loss)</b>	<b>(\$28,222)</b>	<b>\$84,493</b>
	<b>Other Income / (Expense)</b>		
419	Interest and Dividend Income	\$4	
421	Non-Utility Income	48,750	
426	Miscellaneous Non-Utility (Expense)		
427	Interest (Expense)	(10,193)	
	<b>Total Other Income / (Expense)</b>	<b>\$38,561</b>	<b>\$0</b>
	<b>Net Income / (Loss)</b>	<b>\$10,339</b>	<b>\$84,493</b>



Rancho Del Conejo Community Water Co-Op, Inc.  
 Annual Report  
 Full time equivalent employees  
 12/31/22

**Full time equivalent employees**

	Direct Company	Allocated	Outside service	Total
President				0.0
Vice-president				0.0
Manager	1,097.0			1,097.0
Engineering Staff				0.0
System Operator(s)				0.0
Meter reader	2,198.0			2,198.0
Customer Service				0.0
Accounting				0.0
Business Office				0.0
Rates Department				0.0
Administrative Staff	37.0			37.0
Other				0.0
<b>Total</b>	3,332.0	0.0	0.0	3,332.0

Rancho Del Conejo Community Water Co-Op, Inc.  
 Annual Report  
 Supplemental Financial Data (Long-Term Debt)  
 12/31/22

Supplemental Financial Data (Long-Term Debt)				
	Loan #1	Loan #2	Loan #3	Loan #4
Date Issued	6/16/2000	11/21/2008		
Source of Loan	USDA	WIFA		
ACC Decision No.	61733	70311		
Reason for Loan	Plant Upgrade	Arsenic Removal		
Dollar Amt. Issued	\$266,300	\$192,605		
Amount Outstanding	\$178,812	\$79,770		
Date of Maturity	1/1/2040	1/1/2028		
Interest Rate	5.00%	4.20%		
Current Year Interest	\$9,116	\$1,049		
Current Year Principal	\$6,448	\$11,943		

Meter Deposit Balance at Test Year End:	\$6,275
---	---------

Meter Deposits Refunded During the Test Year:	\$490
---	-------

**List all bonds, notes, loans, and other types of indebtedness in which the proceeds were used in the provision of public utility service. Indebtedness incurred for personal uses by the owner of the utility should not be listed. Input 0 or none if there is nothing to report for that cell.**

Well and Water Usage											
Name of the System:			RANCHO DEL CONEJO COOP								
ADEQ Public Water System Number:			AZ0410142								
ADWR PCC Number:			91-000451.0000								
Well registry 55# (55-XXXXXX)	Pump Horsepower	Pump Yield (gpm)	Casing Depth (feet)	Casing Diameter (inches)	Pump Motor Type **	Year Drilled	Water level 2012	Water level 2022	Meter Size (inches)	How measured:	Active
55-622895	25	150	600	12	Submersible	1975			yes	Metered	Yes
55-579159	40	200	800	8	Submersible	2000			yes	Metered	Yes
55-622894			500	8		1969			no	N/A	No

Name of system water delivered to: \_\_\_\_\_  
 ADWR PCC Number: \_\_\_\_\_  
 Source of water delivered to another system: \_\_\_\_\_

Name of system water received from: \_\_\_\_\_  
 ADWR PCC Number: \_\_\_\_\_  
 Source of water received: \_\_\_\_\_  
 Well registry 55# (55-XXXXXX): \_\_\_\_\_

Month	Water withdrawn (gallons)1	Water sold (gallons)2	Water delivered (sold) to other systems (gallons)3	Water received (purchased) from other systems (gallons)4	Estimated authorized use (gallons)5	Purchased Power Expense6	Purchased Power (kWh)7
January	1,762,490.00	1,948,000.00				\$516	7,232
February	1,783,637.00	1,691,000.00				1,523	7,421
March	2,225,469.00	1,638,000.00				1,633	7,765
April	2,731,305.00	2,727,000.00				1,857	9,275
May	3,454,680.00	2,535,000.00				2,209	12,444
June	3,667,628.00	3,854,000.00				2,513	14,060
July	2,619,691.00	3,280,000.00				2,563	14,420
August	3,447,392.00	2,322,000.00				2,201	12,117
September	2,827,351.00	2,840,000.00				1,923	10,033
October	2,340,871.00	2,029,000.00				2,091	10,464
November	2,112,218.00	2,014,000.00				1,786	8,555
December	1,836,765.00	1,990,000.00				932	8,061
Totals	30,809,497.00	28,868,000.00	0.00	0.00	0.00	\$21,747	121,847

If applicable, in the space below please provide a description for all un-metered water use along with amounts:  
 \_\_\_\_\_  
 \_\_\_\_\_  
 \_\_\_\_\_

1 Water withdrawn - Total gallons of water withdrawn from pumped sources.  
 2 Water sold - Total gallons from customer meters, and other sales such as construction water.  
 3 Water delivered (sold) to other systems - Total gallons of water delivered to other systems.  
 4 Water received (purchased) from other systems - Total gallons of water purchased/received from other systems.  
 5 Estimated authorized use - Total estimated gallons from authorized metered or unmetered use. Authorized uses such as flushing (mains, services and hydrants) draining/cleaning tanks, process, construction, fire fighting, etc. Non-authorized use (real losses) are service line breaks and leaks, water main breaks, meter inaccuracies and theft.  
 6 Enter the total purchased power costs for the power meters associated with this system.  
 7 Enter the total purchased kWh used by the power meters associated with this system.

Water Utility Plant Description			
Name of the System:	RANCHO DEL CONEJO COOP		
ADEQ Public Water System Number:	AZ0410142		
ADWR PCC Number:	91-000451.0000		

MAINS		
Sizes (inches)	Material	Length (feet)
2.00	PVC	2,775
3.00	PVC	870
4.00	PVC	19,425
6.00	PVC	33,645
8.00	PVC	400

CUSTOMER METERS			
Size (inches)	Quantity	Percent over 1,000,000 gallons	Percent over 10 years old
5/8 X 3/4	333		
0.75			
1	7		
Turbine 3	1		

SERVICE LINES		
Material	Percent of system	Year installed

BOOSTER PUMPS		
Horsepower	GPM	Quantity
15		
30		

FIRE HYDRANTS	
Type	Quantity
Standard *	0
Other	0

STORAGE TANKS			
Capacity (gallons)	Material	Quantity	Year installed
150,000	Steel	1	
60,000	Steel	1	

PRESSURE/BLADDER TANKS			
Capacity (gallons)	Material	Quantity	Year installed
5,000	Steel	1	
50	Steel	1	

\* A standard fire hydrant has two 2.5 inch hose connection nozzles with 7.5 threads per inch, and one 4.5 inch pumper connection nozzle with 4 threads per inch.

**Water Utility Plant Description (Continued)**

For the following three items, list the utility owned assets in each category for each system.

<b>TREATMENT EQUIPMENT:</b>	
-----------------------------	--

<b>STRUCTURES:</b>	
--------------------	--

<b>OTHER:</b>	
---------------	--

**Provide a calculation used to determine the value of one water equivalent residential connection (ERC).**

Use one of the following methods:

- (a) If actual flow data are available from the preceding 12 months, divide the total annual single family residence (SFR) gallons sold by the average number of single family residence customers for the same period and divide the result by
- (b) If no historical flow data are available, use:  

$$ERC = ( \text{Total SFR gallons sold (Omit 000)} / 365 \text{ days} / 350 \text{ gallons per day} )$$

ERC

Method used:

Customer and Other Information	
Name of the System:	RANCHO DEL CONEJO COOP
ADEQ Public Water System Number:	AZ0410142
ADWR PCC Number:	91-000451.0000

Month	Number of Customers				
	Single-Family	Multi-Family	Commercial	Turf/Irrigation	Other Non-Residential
January	343	0	0	0	0
February	345	0	0	0	0
March	344	0	0	0	0
April	343	0	0	0	0
May	344	0	0	0	0
June	342	0	0	0	0
July	342	0	0	0	0
August	338	0	0	0	0
September	341	0	0	0	0
October	340	0	0	0	0
November	342	0	0	0	0
December	340	0	0	0	0

If the system has fire hydrants, what is the fire flow requirements?  GPM for  hrs.

Does the system have chlorination treatment?


Does the Company have an ADWR Gallons Per Capita Per Day (GPCPD) requirement?   
 If yes, provide the GPCPD amount:

Is the Water Utility located in an ADWR Active Management Area (AMA)?   
 If yes, which AMA?

What is the present system connection capacity (in ERCs \*) using existing lines?

What is the future system connection capacity (in ERCs \*) upon service area buildout?

Describe any plans and estimated completion dates for any enlargements or improvements of this system.



\* an ERC is based on the calculation on the bottom of AR9 page 12.

Rancho Del Conejo Community Water Co-Op, Inc.  
 Annual Report  
 Utility Shutoffs / Disconnects  
 12/31/22

Utility Shutoffs / Disconnects		
Name of the System:	RANCHO DEL CONEJO COOP	
ADEQ Public Water System Number:	AZ0410142	
ADWR PCC Number:	91-000451.0000	

Month	Termination without Notice R14-2-410.B	Termination with Notice R14-2-410.C	Other
January	0	1	0
February	0	0	0
March	0	0	0
April	0	0	0
May	0	0	0
June	0	0	0
July	0	0	0
August	0	0	0
September	0	0	0
October	0	0	0
November	0	0	0
December	0	0	0
<b>Total</b>	<b>0</b>	<b>1</b>	<b>0</b>

**Other (description):**

N/A
-----

**Instructions:** Fill out the Grey Cells with the relevant information. Input 0 or none if there is nothing recorded in that account or there is no applicable information to report.

**Property Taxes**

Amount of actual property taxes paid during Calendar Year 2022 was \$10,894

If no property taxes paid, explain why.

0

**Instructions:** Fill out the Grey Cells with the relevant information. Input 0 or none if there is nothing recorded in that account or there is no applicable information to report.



**Verification and Sworn Statement (Taxes)**

**Verification:** State of Arizona I, the undersigned of the  
(state name)

County of (county name): Pima  
Name (owner or official) title: Robert Davis - President  
Company name: Rancho Del Conejo Community Water Co-Op, Inc.

DO SAY THAT THIS ANNUAL UTILITY PROPERTY TAX AND SALES TAX REPORT TO THE ARIZONA CORPORATION COMMISSION.

FOR THE YEAR ENDING: 12/31/22

HAS BEEN PREPARED UNDER MY DIRECTION, FROM THE ORIGINAL BOOKS, PAPERS AND RECORDS OF SAID UTILITY; THAT I HAVE CAREFULLY EXAMINED THE SAME, AND DECLARE THE SAME TO BE A COMPLETE AND CORRECT STATEMENT OF BUSINESS AND AFFAIRS OF SAID UTILITY FOR THE PERIOD COVERED BY THIS REPORT IN RESPECT TO EACH AND EVERY MATTER AND THING SET FORTH, TO THE BEST OF MY KNOWLEDGE, INFORMATION AND BELIEF.

**Sworn Statement:** I HEREBY ATTEST THAT ALL PROPERTY TAXES FOR SAID COMPANY ARE CURRENT AND PAID IN FULL.

I HEREBY ATTEST THAT ALL SALES TAXES FOR SAID COMPANY ARE CURRENT AND PAID IN FULL.

RECEIVED  
UTILITIES DIVISION  
2023 APR 17 A 11:50  
ARIZONA CORPORATION COMMISSION

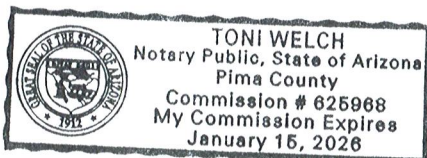
Robert Davis  
signature of owner/official

520-682-8335  
telephone no.

SUBSCRIBED AND SWORN TO BEFORE ME A NOTARY PUBLIC  
IN AND FOR THE COUNTY

THIS 10<sup>th</sup> DAY OF Pima  
(county name)  
April 2023  
(month) and (year)

MY COMMISSION EXPIRES 1-15-26  
(date)



Toni Welch  
(signature of notary public)

Verification and Sworn Statement

Verification:

State of Arizona I, the undersigned of the  
(state name)  
County of (county name): Pima  
Name (owner or official) title: Robert Davis - President  
Company name: Rancho Del Conejo Community Water Co-Op, Inc.

DO SAY THAT THIS ANNUAL UTILITY PROPERTY TAX AND SALES TAX REPORT TO THE ARIZONA CORPORATION COMMISSION.

FOR THE YEAR ENDING: 12/31/22

HAS BEEN PREPARED UNDER MY DIRECTION, FROM THE ORIGINAL BOOKS, PAPERS AND RECORDS OF SAID UTILITY; THAT I HAVE CAREFULLY EXAMINED THE SAME, AND DECLARE THE SAME TO BE A COMPLETE AND CORRECT STATEMENT OF BUSINESS AND AFFAIRS OF SAID UTILITY FOR THE PERIOD COVERED BY THIS REPORT IN RESPECT TO EACH AND EVERY MATTER AND THING SET FORTH, TO THE BEST OF MY KNOWLEDGE, INFORMATION AND BELIEF.

Sworn Statement: IN ACCORDANCE WITH THE REQUIREMENTS OF TITLE 40, ARTICLE 8, SECTION 40-401, ARIZONA REVISED STATUTES, IT IS HEREIN REPORTED THAT THE GROSS OPERATING REVENUE OF SAID UTILITY DERIVED FROM ARIZONA INTRASTATE UTILITY OPERATIONS DURING THE CALENDAR YEAR WAS:

RECEIVED  
UTILITIES DIVISION  
2023 APR 17 A 11:50  
ARIZONA CORPORATION  
COMMISSION

Arizona Intrastate Gross Operating Revenues Only (\$)  
\$211,327  
(The amount in the box above includes  
\$12,141 in sales taxes  
billed or collected)

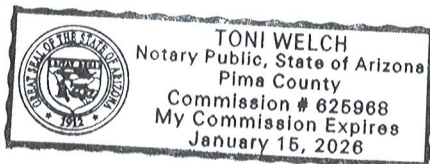
Robert Davis  
signature of owner/official

520-682-8335  
telephone no.

SUBSCRIBED AND SWORN TO BEFORE ME A NOTARY PUBLIC  
IN AND FOR THE COUNTY

Pima  
(county name)  
THIS 10<sup>th</sup> DAY OF April 2023  
(month) and (year)

MY COMMISSION EXPIRES 1-15-26  
(date)



Toni Welch  
(signature of notary public)

**Verification and Sworn Statement (Residential Revenue)**

**Verification:**

State of Arizona I, the undersigned of the  
(state name)

County of (county name): Pima  
Name (owner or official) title: Robert Davis - President  
Company name: Rancho Del Conejo Community Water Co-Op, Inc.

DO SAY THAT THIS ANNUAL UTILITY PROPERTY TAX AND SALES TAX REPORT TO THE ARIZONA CORPORATION COMMISSION.

FOR THE YEAR ENDING: 12/31/22

HAS BEEN PREPARED UNDER MY DIRECTION, FROM THE ORIGINAL BOOKS, PAPERS AND RECORDS OF SAID UTILITY; THAT I HAVE CAREFULLY EXAMINED THE SAME, AND DECLARE THE SAME TO BE A COMPLETE AND CORRECT STATEMENT OF BUSINESS AND AFFAIRS OF SAID UTILITY FOR THE PERIOD COVERED BY THIS REPORT IN RESPECT TO EACH AND EVERY MATTER AND THING SET FORTH, TO THE BEST OF MY KNOWLEDGE, INFORMATION AND BELIEF.

**Sworn Statement:** IN ACCORDANCE WITH THE REQUIREMENTS OF TITLE 40, ARTICLE 8, SECTION 40-401, ARIZONA REVISED STATUTES, IT IS HEREIN REPORTED THAT THE GROSS OPERATING REVENUE OF SAID UTILITY DERIVED FROM ARIZONA INTRASTATE UTILITY OPERATIONS RECEIVED FROM RESIDENTIAL CUSTOMERS DURING THE CALENDAR YEAR WAS:

Arizona Intrastate Gross Operating Revenues Only (\$)

\$211,327

(The amount in the box above includes

\$12,141 in sales taxes  
billed or collected)

RECEIVED  
UTILITIES DIVISION  
2023 APR 17 A 11:50  
ARIZONA CORPORATION  
COMMISSION

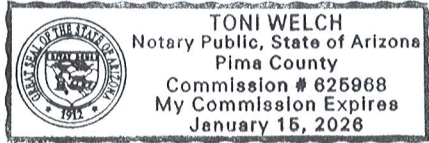
Robert Davis  
signature of owner/official

520-682-8335  
telephone no.

SUBSCRIBED AND SWORN TO BEFORE ME A NOTARY PUBLIC  
IN AND FOR THE COUNTY Pima  
(county name)

THIS 10th DAY OF April 2023  
(month) and (year)

MY COMMISSION EXPIRES 1-15-26  
(date)



Toni Welch  
(signature of notary public)

Rancho Del Conejo Community Water Co-Op, Inc.  
Annual Report  
for Income Tax Statement of Certification  
12/31/22

**for Income Tax Statement of Certification**

**Verification:**

State of Arizona I, the undersigned of the  
(state name)

County of (county name): Pima  
Name (owner or official) title: Robert Davis - President  
Company name: Rancho Del Conejo Community Water Co-Op, Inc.

FOR THE YEAR ENDING: 12/31/22

**Sworn Statement:**

IN ACCORDANCE WITH THE REQUIREMENTS OF DECISION NO. 77084, BECAUSE THE UTILITY REQUIRES THE GROSS UP OF ADVANCES AND CONTRIBUTIONS, I HEREBY STATE THAT THE UTILITY A NET INCREASE IN CURRENT INCOME TAX EXPENSE OR A DECREASE IN DEFERRED TAX ASSET FOR A CARRY FORWARD ACCORDING TO GAAP IN AN AMOUNT EQUAL TO OR GREATER THAN THE AMOUNT OF THE REQUIRED GROSS UP PAID BY DEVELOPERS IN THE PERIOD COVERED BY THIS ANNUAL REPORT.

RECEIVED  
UTILITIES DIVISION  
2023 APR 17 A 11:50  
ARIZONA CORPORATION  
COMMISSION

*Robert Davis*  
signature of owner/official

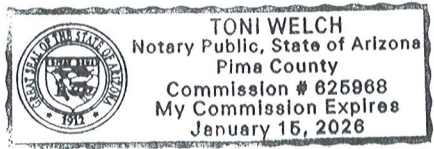
520-682-8335  
telephone no.

SUBSCRIBED AND SWORN TO BEFORE ME A NOTARY PUBLIC  
IN AND FOR THE COUNTY

Pima  
(county name)

THIS 10<sup>th</sup> DAY OF April 2023  
(month) and (year)

MY COMMISSION EXPIRES 1.15.26  
(date)



*Toni Welch*  
(signature of notary public)