

ANNUAL REPORT

Of

Company Name:

Q Mountain Mobile Home Park DBA Q Mountain Vista PO Box 4930

Mailing Address: Quartzsite AZ
85359

Docket No.: W-02518A
For the Year Ended:

12/31/20

**RECEIVED
BY EMAIL**
04/12/2021, 4:25 PM
ARIZONA CORPORATION COMMISSION
UTILITIES DIVISION

WATER UTILITY

To

Arizona Corporation Commission

Due on April 15th

Email: Util-Compliance@azcc.gov, mail or deliver the completed Annual Report to:
Arizona Corporation Commission
Compliance Section - Utilities Division
1200 West Washington Street
Phoenix, Arizona 85007

Application Type:

Original Filing

Application Date:

4/13/2021

ARIZONA CORPORATION COMMISSION
WATER UTILITY ANNUAL REPORT
Q Mountain Mobile Home Park DBA Q Mountain Vista
A Class ☐ Utility

For the Calendar Year Ended: 12/31/20

Primary Address:

PO Box 4930

City:

Quartzsite

 State:

AZ

 Zip Code:

85359

Telephone Number:

928-927-3088

Date of Original Organization of Utility:

4/10/1986

Person to whom correspondence should be addressed concerning this report:

Name:

Michael A. Glover

Telephone No. :

928-927-3088

Address:

PO Box 4930

City:

Quartzsite

 State:

AZ

 Zip Code:

85359

Email:

gmtm@tds.net
--

Same

Name:

Same

Telephone No. :

Same

Address:

Same

City:

Same

 State:

Same

 Zip Code:

Same

Email:

Same

Same

Name:

Same

Telephone No. :

Same

Address:

Same

City:

Same

 State:

Same

 Zip Code:

Same

Email:

Same

Same

Name:

Same

Telephone No. :

Same

Address:

Same

City:

Same

 State:

Same

 Zip Code:

Same

Email:

Same

Same

Name:

Same

Telephone No. :

Same

Address:

Same

City:

Same

 State:

Same

 Zip Code:

Same

Email:

Same

Ownership:

Association / Co-Op

Counties Served:

LaPaz

ARIZONA CORPORATION COMMISSION
WATER UTILITY ANNUAL REPORT
Q Mountain Mobile Home Park DBA Q Mountain Vista

Important changes during the year
--

	For those companies not subject to the affiliated interest rules, has there been a change in ownership or direct control during the year?
--	---

	If yes, please provide specific details in the box below.
--	---

	N/A
--	-----

	Has the company been notified by any other regulatory authorities during the year, that they are out of compliance?
--	---

	If yes, please provide specific details in the box below.
--	---

	N//A
--	------

Q Mountain Mobile Home Park DBA Q Mountain Vista
Annual Report
Utility Plant in Service (Water)
12/31/20

Utility Plant in Service (Water)							
Account No.	Description	Beginning Year Original Cost	Current Year Additions	Current Year Retirements	Adjusted Original Cost	Accumulated Depreciation	OCLD (OC less AD)
301	Organization	\$0	\$0	\$0	\$0	\$0	\$0
302	Franchises	0	0	0	0	0	0
303	Land and Land Rights	5,661	0	0	5,661	0	5,661
304	Structures and Improvements	0	0	0	0	0	0
305	Collecting & Improving Reservoirs	0	0	0	0	0	0
306	Lake, River, Canal Intakes	0	0	0	0	0	0
307	Wells and Springs	0	0	0	0	0	0
308	Infiltration Galleries	0	0	0	0	0	0
309	Supply Mains	0	0	0	0	0	0
310	Power Generation Equipment	0	0	0	0	0	0
311	Pumping Equipment	0	0	0	0	0	0
320	Water Treatment Equipment	0	0	0	0	0	0
320.1	Water Treatment Plants	0	0	0	0	0	0
320.2	Solution Chemical Feeders	0	0	0	0	0	0
320.3	Point-of-Use Treatment Devices	0	0	0	0	0	0
330	Distribution Reservoirs and Standpipes	0	0	0	0	0	0
330.1	Storage Tanks	0	0	0	0	0	0
330.2	Pressure Tanks	0	0	0	0	0	0
331	Transmission and Distribution Mains	250,897	0	0	250,897	37,634	213,263
333	Services	4,210	0	0	4,210	3,807	403
334	Meters and Meter Installations	24,335	1,393	7,725	18,003	6,611	11,392
335	Hydrants	36,010	5,974	0	41,984	5,850	36,134
336	Backflow Prevention Devices	36,699	0	0	36,699	9,903	26,796
339	Other Plant and Misc. Equipment	13,240	0	0	13,240	10,112	3,128
340	Office Furniture and Equipment	675	0	0	675	189	486
340.1	Computer & Software	0	0	0	0	0	0
341	Transportation Equipment	0	0	0	0	0	0
342	Stores Equipment	0	0	0	0	0	0
343	Tools, Shop and Garage Equipment	0	0	0	0	0	0
344	Laboratory Equipment	0	0	0	0	0	0
345	Power Operated Equipment	0	0	0	0	0	0
346	Communication Equipment	0	0	0	0	0	0
347	Miscellaneous Equipment	0	0	0	0	0	0
348	Other Tangible Plant	0	0	0	0	0	0
	Totals	\$371,727	\$7,367	\$7,725	\$371,369	\$74,106	\$297,263

Q Mountain Mobile Home Park DBA Q Mountain Vista
Annual Report
Depreciation Expense for the Current Year (Water)
12/31/20

Depreciation Expense for the Current Year (Water)									
Account No.	Description	Beginning Year Original Cost	Current Year Additions	Current Year Retirements	Adjusted Original Cost	Fully Depreciated/Non- depreciable Plant	Depreciable Plant	Depreciation Percentages	Depreciation Expense
301	Organization	\$0	\$0	\$0	\$0	\$0	\$0	0.00%	\$0
302	Franchises	0	0	0	0	0	0	0.00%	0
303	Land and Land Rights	5,661	0	0	5,661	0	5,661	0.00%	0
304	Structures and Improvements	0	0	0	0	0	0	0.00%	0
305	Collecting & Improving Reservoirs	0	0	0	0	0	0	0.00%	0
306	Lake, River, Canal Intakes	0	0	0	0	0	0	0.00%	0
307	Wells and Springs	0	0	0	0	0	0	0.00%	0
308	Infiltration Galleries	0	0	0	0	0	0	0.00%	0
309	Supply Mains	0	0	0	0	0	0	0.00%	0
310	Power Generation Equipment	0	0	0	0	0	0	0.00%	0
311	Pumping Equipment	0	0	0	0	0	0	0.00%	0
320	Water Treatment Equipment	0	0	0	0	0	0	0.00%	0
320.1	Water Treatment Plants	0	0	0	0	0	0	0.00%	0
320.2	Solution Chemical Feeders	0	0	0	0	0	0	0.00%	0
320.3	Point-of-Use Treatment Devices	0	0	0	0	0	0	0.00%	0
330	Distribution Reservoirs and Standpipes	0	0	0	0	0	0	0.00%	0
330.1	Storage Tanks	0	0	0	0	0	0	0.00%	0
330.2	Pressure Tanks	0	0	0	0	0	0	0.00%	0
331	Transmission and Distribution Mains	250,897	0	0	250,897	37,634	213,263	7.50%	15,995
333	Services	4,210	0	0	4,210	3,807	403	3.33%	13
334	Meters and Meter Installations	24,335	1,393	7,725	18,003	6,611	11,392	8.33%	1,213
335	Hydrants	36,010	5,974	0	41,984	5,850	36,134	7.50%	2,486
336	Backflow Prevention Devices	36,699	0	0	36,699	9,903	26,796	6.67%	1,787
339	Other Plant and Misc. Equipment	13,240	0	0	13,240	10,112	3,128	6.67%	209
340	Office Furniture and Equipment	675	0	0	675	189	486	6.67%	32
340.1	Computer & Software	0	0	0	0	0	0	0.00%	0
341	Transportation Equipment	0	0	0	0	0	0	0.00%	0
342	Stores Equipment	0	0	0	0	0	0	0.00%	0
343	Tools, Shop and Garage Equipment	0	0	0	0	0	0	0.00%	0
344	Laboratory Equipment	0	0	0	0	0	0	0.00%	0
345	Power Operated Equipment	0	0	0	0	0	0	0.00%	0
346	Communication Equipment	0	0	0	0	0	0	0.00%	0
347	Miscellaneous Equipment	0	0	0	0	0	0	0.00%	0
348	Other Tangible Plant	0	0	0	0	0	0	0.00%	0
	Subtotal	\$371,727	\$7,367	\$7,725	\$371,369	\$74,106	\$297,263		\$21,735

Contribution(s) in Aid of Construction (Gross)	\$0
Less: Non Amortizable Contribution(s)	0
Fully Amortized Contribution(s)	0
Amortizable Contribution(s)	<u>\$0</u>
Times: Proposed Amortization Rate	7.31%
Amortization of CIAC	\$0

Less: Amortization of CIAC \$0

DEPRECIATION EXPENSE **\$21,735**

Q Mountain Mobile Home Park DBA Q Mountain Vista
Annual Report
Balance Sheet Assets
12/31/20

Balance Sheet Assets				
	Assets		Balance at Beginning of Year (2020)	Balance at End of Year (2020)
Account No.	Current and Accrued Assets			
131	Cash		\$37,836	\$69,017
134	Working Funds		14,248	21,520
135	Temporary Cash Investments			
141	Customer Accounts Receivable		(3,987)	(6,154)
146	Notes Receivable from Associated Companies			
151	Plant Material and Supplies			
162	Prepayments			
174	Miscellaneous Current and Accrued Assets			
	Total Current and Accrued Assets		\$48,097	\$84,383
Account No.	Fixed Assets			
101	Utility Plant in Service*		\$371,727	\$371,369
103	Property Held for Future Use			
105	Construction Work in Progress			
108	Accumulated Depreciation (enter as negative)*		(80,700)	(74,106)
121	Non-Utility Property			
122	Accumulated Depreciation - Non Utility			
	Total Fixed Assets		\$291,027	\$297,263
	Total Assets		\$339,124	\$381,646

*Note these items feed automatically from AR3 UPIS Page 4

Q Mountain Mobile Home Park DBA Q Mountain Vista
Annual Report
Balance Sheet Liabilities and Owners Equity

Balance Sheet Liabilities and Owners Equity				
	Liabilities		Balance at Beginning of Year (2020)	Balance at End of Year (2020)
Account No.	Current Liabilities			
231	Accounts Payable		\$0	\$0
232	Notes Payable (Current Portion)		0	0
234	Notes Payable to Associated Companies		0	0
235	Customer Deposits		0	0
236	Accrued Taxes		31,008	38,769
237	Accrued Interest		9,976	12,822
242	Miscellaneous Current and Accrued Liabilities		0	0
	Total Current Liabilities		\$40,984	\$51,591
	Long Term Debt			
224	Long Term Debt (Notes and Bonds)		\$265,245	\$265,200
	Deferred Credits			
251	Unamortized Premium on Debt			
252	Advances in Aid of Construction			
255	Accumulated Deferred Investment Tax Credits			
271	Contributions in Aid of Construction			
272	Less: Amortization of Contributions			
281	Accumulated Deferred Income Tax			
	Total Deferred Credits		\$0	\$0
	Total Liabilities		\$306,229	\$316,791
	Capital Accounts			
201	Common Stock Issued			
211	Other Paid-In Capital		324,900	324,900
215	Retained Earnings		(189,592)	(265,684)
218	Proprietary Capital (Sole Props and Partnerships)		(102,413)	5,639
	Total Capital		\$32,895	\$64,855
	Total Liabilities and Capital		\$339,124	\$381,646

Note: Total liabilities and Capital must match total assets for the beginning and end of the year!

Q Mountain Mobile Home Park DBA Q Mountain Vista
Annual Report
Water Comparative Income Statement
12/31/20

Water Comparative Income Statement			
Account No.	Calendar Year	Current Year 01/01/2020 - 12/31/2020	Last Year 01/01/2019 - 12/31/2019
	Operating Revenue		
461	Metered Water Revenue	\$101,903	\$100,254
460	Unmetered Water Revenue	0	0
462	Fire Protection Revenue	0	0
469	Guaranteed Revenues (Surcharges)	0	0
471	Miscellaneous Service Revenues	24,511	23,428
474	Other Water Revenue	0	0
	Total Revenues	\$126,414	\$123,682
	Operating Expenses		
601	Salaries and Wages	\$9,594	\$5,449
604	Employee Pensions and Benefits	0	0
610	Purchased Water	48,580	51,680
615	Purchased Power	722	644
618	Chemicals	0	0
620	Materials and Supplies	10,172	12,074
620.1	Repairs and Maintenance	10,000	2,206
620.2	Office Supplies and Expense	4,148	4,757
630	Contractual Services	800	900
631	Contractual Services - Engineering	0	68,102
632	Contractual Services - Accounting	3,125	438
633	Contractual Services - Legal	1,500	2,032
634	Contractual Services - Management Fees	0	0
635	Contractual Services - Water Testing	2,850	3,840
636	Contractual Services - Other	8,413	0
640	Rents	0	165
641	Rental of Building/Real Property	0	0
642	Rental of Equipment	0	1,045
650	Transportation Expenses	0	30
657	Insurance - General Liability	814	1,012
657.1	Insurance - Health and Life	0	0
665	Regulatory Commission Expense - Rate	0	0
670	Bad Debt Expense	0	0
675	Miscellaneous Expense	0	0
403	Depreciation Expense (From Schedule AR4)	21,735	11,052
408	Taxes Other Than Income	7,807	0
408.11	Property Taxes	1,863	2,160
409	Income Taxes	0	0
427.1	Customer Security Deposit Interest	0	0
	Total Operating Expenses	\$132,123	\$167,586
	Operating Income / (Loss)	(\$5,709)	(\$43,904)
	Other Income / (Expense)		
419	Interest and Dividend Income	\$29	\$0
421	Non-Utility Income	24,805	0
426	Miscellaneous Non-Utility (Expense)	0	0
427	Interest (Expense)	(12,822)	(9,976)
	Total Other Income / (Expense)	\$12,012	(\$9,976)
	Net Income / (Loss)	\$6,303	(\$53,880)

Q Mountain Mobile Home Park DBA Q Mountain Vista
Annual Report
Full time equivalent employees
12/31/20

Full time equivalent employees

	Direct Company	Allocated	Outside service	Total
President	0.0	0.0	0.0	0.0
Vice-president	0.0	0.0	0.0	0.0
Manager	0.0	0.0	0.0	0.0
Engineering Staff	0.0	0.0	0.0	0.0
System Operator(s)	0.0	0.0	0.0	0.0
Meter reader	0.5	0.0	0.0	0.5
Customer Service	0.0	0.0	0.0	0.0
Accounting	0.0	0.0	0.0	0.0
Business Office	0.0	0.0	0.0	0.0
Rates Department	0.0	0.0	0.0	0.0
Administrative Staff	0.5	0.0	0.0	0.5
Other	0.0	0.0	0.0	0.0
Total	1.0	0.0	0.0	1.0

Q Mountain Mobile Home Park DBA Q Mountain Vista
Annual Report
Supplemental Financial Data (Long-Term Debt)
12/31/20

Supplemental Financial Data (Long-Term Debt)				
	Loan #1	Loan #2	Loan #3	Loan #4
Date Issued	5/25/2018	None	None	None
Source of Loan	WIFA	None	None	None
ACC Decision No.	76515	None	None	None
Reason for Loan	Infrastructure Upg	None	None	None
Dollar Amt. Issued	\$576,776	None	None	None
Amount Outstanding	\$262,004	None	None	None
Date of Maturity	1/1/2035	None	None	None
Interest Rate	3.29%	None	None	None
Current Year Interest	\$12,822	None	None	None
Current Year Principal	\$10,804	None	None	None

Meter Deposit Balance at Test Year End:	\$0
---	-----

Meter Deposits Refunded During the Test Year:	\$0
---	-----

List all bonds, notes, loans, and other types of indebtedness in which the proceeds were used in the provision of public utility service. Indebtedness incurred for personal uses by the owner of the utility should not be listed. Input 0 or none if there is nothing to report for that cell.

Well and Water Usage

[illegible]

Name of system water delivered to:	Q Mountain Mobile Home Park	
ADWR PCC Number:	N/A	
Source of water delivered to another system	N/A	

Name of system water received from:	Town of Quartzsite	
ADWR PCC Number:		N/A
Source of water received	Ground Water	
Well registry 55# (55-XXXXXX):	15-345	

Month	Water withdrawn (gallons) ¹	Water sold (gallons) ²	Water delivered (sold) to other systems (gallons) ³	Water received (purchased) from other systems (gallons) ⁴	Estimated authorized use (gallons) ⁵	Purchased Power Expense ⁶	Purchased Power (kWh) ⁷
January	0.00	412,258	0.00	477,200	0.00	0.00	0.00
February	0.00	443,402	0.00	448,900	0.00	0.00	0.00
March	0.00	418,438	0.00	426,100	0.00	0.00	0.00
April	0.00	320,262	0.00	330,400	0.00	0.00	0.00
May	0.00	308,590	0.00	417,300	0.00	0.00	0.00
June	0.00	273,770	0.00	175,700	0.00	0.00	0.00
July	0.00	256,110	0.00	288,600	0.00	0.00	0.00
August	0.00	235,170	0.00	259,700	0.00	0.00	0.00
September	0.00	351,290	0.00	380,300	0.00	0.00	0.00
October	0.00	313,980	0.00	314,300	0.00	0.00	0.00
November	0.00	409,900	0.00	378,400	0.00	0.00	0.00
December	0.00	399,650	0.00	467,900	0.00	0.00	0.00
Totals	0.00	4,142,820.00	0.00	4,364,800.00	0.00	\$0	0

If applicable, in the space below please provide a description for all un-metered water use along with amounts:

N/A

- | | |
|---|---|
| 1 | Water withdrawn - Total gallons of water withdrawn from pumped sources. |
| 2 | Water sold - Total gallons from customer meters, and other sales such as construction water. |
| 3 | Water delivered (sold) to other systems - Total gallons of water delivered to other systems. |
| 4 | Water received (purchased) from other systems - Total gallons of water purchased/received from other systems. |
| 5 | Estimated authorized use - Total estimated gallons from authorized metered or unmetered use. Authorized uses such as flushing (mains, services and hydrants) draining/cleaning tanks, process, construction, fire fighting, etc. Non-authorized use (real losses) are service line breaks and leaks, water main breaks, meter inaccuracies and theft. |
| 6 | Enter the total purchased power costs for the power meters associated with this system. |
| 7 | Enter the total purchased kWh used by the power meters associated with this system. |

Water Utility Plant Description			
Name of the System:		Q Mountain Mobile Home Park dba Q Mountain Vista Water	
ADEQ Public Water System Number:		15-509	
ADWR PCC Number:		#N/A	

MAINS		
Sizes (inches)	Material	Length (feet)
2.00	#40PVC	2,213
4.00	#40PVC	3,319
6.00	C900 PVC	10,263
0.00	0.00	0.00
0.00	0.00	0.00
0.00	0.00	0.00
0.00	0.00	0.00
0.00	0.00	0.00
0.00	0.00	0.00
0.00	0.00	0.00
0.00	0.00	0.00
0.00	0.00	0.00
0.00	0.00	0.00
0.00	0.00	0.00
0.00	0.00	0.00

SERVICE LINES		
Material	Percent of system	Year installed
Polyethylene	65%	2019
#40 PVC	35%	1986
0	0	0
0	0	0
0	0	0

BOOSTER PUMPS			
Horsepower	GPM	Quantity	
N/A	N/A	N/A	N/A
N/A	N/A	N/A	N/A
N/A	N/A	N/A	N/A
N/A	N/A	N/A	N/A

STORAGE TANKS			
Capacity (gallons)	Material	Quantity	Year installed
N/A	N/A	N/A	N/A
N/A	N/A	N/A	N/A
N/A	N/A	N/A	N/A
N/A	N/A	N/A	N/A
N/A	N/A	N/A	N/A
N/A	N/A	N/A	N/A

CUSTOMER METERS			
Size (inches)	Quantity	Percent over 1,000,000 gallons	Percent over 10 years old
5/8x3/4	234	0%	0%
1	1	0%	0%
0	0	0	0
0	0	0	0
0	0	0	0
0	0	0	0
0	0	0	0
0	0	0	0
0	0	0	0
0	0	0	0
0	0	0	0
0	0	0	0
0	0	0	0
0	0	0	0
0	0	0	0
0	0	0	0
0	0	0	0

FIRE HYDRANTS	
Type	Quantity
Standard *	4
Other	0

PRESSURE/BLADDER TANKS			
Capacity (gallons)	Material	Quantity	Year installed
N/A	N/A	N/A	N/A
N/A	N/A	N/A	N/A
N/A	N/A	N/A	N/A
N/A	N/A	N/A	N/A
N/A	N/A	N/A	N/A
N/A	N/A	N/A	N/A

* A standard fire hydrant has two 2.5 inch hose connection nozzles with 7.5 threads per inch, and one 4.5 inch pumper connection nozzle with 4 threads per inch.

Water Utility Plant Description (Continued)
--

For the following three items, list the utility owned assets in each category for each system.

TREATMENT EQUIPMENT:	N/A
-----------------------------	-----

STRUCTURES:	N/A
--------------------	-----

OTHER:	N/A
---------------	-----

Provide a calculation used to determine the value of one water equivalent residential connection (ERC).

Use one of the following methods:

- (a) If actual flow data are available from the preceding 12 months, divide the total annual single family residence (SFR) gallons sold by the average number of single family residence customers for the same period and divide the result by 365
- (b) If no historical flow data are available, use:

$$ERC = (\text{Total SFR gallons sold (Omit 000)} / 365 \text{ days} / 350 \text{ gallons per day})$$

ERC	17,629
Method used:	(a)

Customer and Other Information	
Name of the System:	Q Mountain Mobile Home Park dba Q Mountain Vista Water
ADEQ Public Water System Number:	15-509
ADWR PCC Number:	#N/A

Month	Number of Customers				
	Single-Family	Multi-Family	Commercial	Turf/Irrigation	Other Non-Residential
January	235	0	1	0	0
February	235	0	1	0	0
March	236	0	1	0	0
April	231	0	1	0	0
May	235	0	1	0	0
June	236	0	1	0	0
July	235	0	1	0	0
August	234	0	1	0	0
September	233	0	1	0	0
October	236	0	1	0	0
November	232	0	1	0	0
December	236	0	1	0	0

If the system has fire hydrants, what is the fire flow requirements? GPM for hrs.

Does the system have chlorination treatment?

Does the Company have an ADWR Gallons Per Capita Per Day (GPCPD) requirement?

If yes, provide the GPCPD amount:

Is the Water Utility located in an ADWR Active Management Area (AMA)?

If yes, which AMA?

What is the present system connection capacity (in ERCs *) using existing lines?

What is the future system connection capacity (in ERCs *) upon service area buildout?

Describe any plans and estimated completion dates for any enlargements or improvements of this system.

Phase II of the Pipeline Replacement/Upgrade will replace remaining main line with C900 PVC pipe and the associated service lines with Polyethylene pipe. The estimated completion date has been changed to 9/2022

* an ERC is based on the calculation on the bottom of AR9 page 12.

Q Mountain Mobile Home Park DBA Q Mountain Vista
Annual Report
 Utility Shutoffs / Disconnects
 12/31/20

Utility Shutoffs / Disconnects	
Name of the System:	Q Mountain Mobile Home Park dba Q Mountain Vista Water
ADEQ Public Water System Number:	15-509
ADWR PCC Number:	#N/A

Month	Termination without Notice R14-2-410.B	Termination with Notice R14-2- 410.C	Other
January	0	0	0
February	0	0	0
March	0	0	0
April	0	0	0
May	0	0	0
June	0	0	0
July	0	0	0
August	0	0	0
September	0	0	0
October	0	0	0
November	0	0	0
December	0	0	0
Total	0	0	0

Other (description):

N/A

Instructions: Fill out the Grey Cells with the relevent information. Input 0 or none if there is nothing recorded in that account or there is no applicable information to report.

Q Mountain Mobile Home Park DBA Q Mountain Vista
Annual Report
Property Taxes
12/31/20

Property Taxes	
----------------	--

Amount of actual property taxes paid during Calendar Year 2020 was
--

\$1,863

If no property taxes paid, explain why.

NA

Instructions: Fill out the Grey Cells with the relevant information. Input 0 or none if there is nothing recorded in that account or there is no applicable information to report.

Verification and Sworn Statement (Taxes)

Verification: State of Arizona I, the undersigned of the
(state name)

County of (county name): LaPaz
Name (owner or official) title: Michael A. Glover, President, Board of Directors
Company name: Q Mountain Mobile Home Park DBA Q Mountain Vista

DO SAY THAT THIS ANNUAL UTILITY PROPERTY TAX AND SALES TAX REPORT TO THE ARIZONA CORPORATION COMMISSION.

FOR THE YEAR ENDING: 12/31/20

HAS BEEN PREPARED UNDER MY DIRECTION, FROM THE ORIGINAL BOOKS, PAPERS AND RECORDS OF SAID UTILITY; THAT I HAVE CAREFULLY EXAMINED THE SAME, AND DECLARE THE SAME TO BE A COMPLETE AND CORRECT STATEMENT OF BUSINESS AND AFFAIRS OF SAID UTILITY FOR THE PERIOD COVERED BY THIS REPORT IN RESPECT TO EACH AND EVERY MATTER AND THING SET FORTH, TO THE BEST OF MY KNOWLEDGE, INFORMATION AND BELIEF.

Sworn Statement: I HEREBY ATTEST THAT ALL PROPERTY TAXES FOR SAID COMPANY ARE CURRENT AND PAID IN FULL

I HEREBY ATTEST THAT ALL SALES TAXES FOR SAID COMPANY ARE CURRENT AND PAID IN FULL

Michael A. Glover

signature of owner/official

928-927-3088

telephone no.

SUBSCRIBED AND SWORN TO BEFORE ME A NOTARY PUBLIC
IN AND FOR THE COUNTY

THIS

12th

DAY OF

LaPaz

(county name)


April 2021

(month) and (year)

MY COMMISSION EXPIRES

12.27.21

(date)



Amy K LoPresti
(signature of notary public)

Verification and Sworn Statement

Verification:

State of Arizona I, the undersigned of the
(state name)
County of (county name): LaPaz
Name (owner or official) title: Michael A. Glover, President, Board of Directors
Company name: Q Mountain Mobile Home Park DBA Q Mountain Vista

DO SAY THAT THIS ANNUAL UTILITY PROPERTY TAX AND SALES TAX REPORT TO THE ARIZONA CORPORATION COMMISSION.

FOR THE YEAR ENDING: 12/31/20

HAS BEEN PREPARED UNDER MY DIRECTION, FROM THE ORIGINAL BOOKS, PAPERS AND RECORDS OF SAID UTILITY; THAT I HAVE CAREFULLY EXAMINED THE SAME, AND DECLARE THE SAME TO BE A COMPLETE AND CORRECT STATEMENT OF BUSINESS AND AFFAIRS OF SAID UTILITY FOR THE PERIOD COVERED BY THIS REPORT IN RESPECT TO EACH AND EVERY MATTER AND THING SET FORTH, TO THE BEST OF MY KNOWLEDGE, INFORMATION AND BELIEF.

Sworn Statement: IN ACCORDANCE WITH THE REQUIREMENTS OF TITLE 40, ARTICLE 8, SECTION 40-401, ARIZONA REVISED STATUTES, IT IS HEREIN REPORTED THAT THE GROSS OPERATING REVENUE OF SAID UTILITY DERIVED FROM ARIZONA INTRASTATE UTILITY OPERATIONS DURING THE CALENDAR YEAR WAS:

Arizona Intrastate Gross Operating Revenues Only (\$)

\$134,221

(The amount in the box above includes

\$7,807 in sales taxes

billed or collected)

Michael A. Glover
signature of owner/official

928-927-3088

telephone no.

SUBSCRIBED AND SWORN TO BEFORE ME A NOTARY PUBLIC
IN AND FOR THE COUNTY

THIS

12th


DAY OF

LaPaz
(county name)

April 2021
(month) and (year)

MY COMMISSION EXPIRES

12.27.21
(date)



Amy K LoPresti
(signature of notary public)

Verification and Sworn Statement (Residential Revenue)

Verification:

State of Arizona I, the undersigned of the
(state name)

County of (county name):

LaPaz

Name (owner or official) title:

Michael A. Glover, President, Board of Directors

Company name:

Q Mountain Mobile Home Park DBA Q Mountain Vista

DO SAY THAT THIS ANNUAL UTILITY PROPERTY TAX AND SALES TAX REPORT TO THE ARIZONA CORPORATION COMMISSION.

FOR THE YEAR ENDING: 12/31/20

HAS BEEN PREPARED UNDER MY DIRECTION, FROM THE ORIGINAL BOOKS, PAPERS AND RECORDS OF SAID UTILITY; THAT I HAVE CAREFULLY EXAMINED THE SAME, AND DECLARE THE SAME TO BE A COMPLETE AND CORRECT STATEMENT OF BUSINESS AND AFFAIRS OF SAID UTILITY FOR THE PERIOD COVERED BY THIS REPORT IN RESPECT TO EACH AND EVERY MATTER AND THING SET FORTH, TO THE BEST OF MY KNOWLEDGE, INFORMATION AND BELIEF.

Sworn Statement: IN ACCORDANCE WITH THE REQUIREMENTS OF TITLE 40, ARTICLE 8, SECTION 40-401, ARIZONA REVISED STATUTES, IT IS HEREIN REPORTED THAT THE GROSS OPERATING REVENUE OF SAID UTILITY DERIVED FROM ARIZONA INTRASTATE UTILITY OPERATIONS RECEIVED FROM RESIDENTIAL CUSTOMERS DURING THE CALENDAR YEAR WAS:

Arizona Intrastate Gross Operating Revenues Only (\$)

\$134,221

(The amount in the box above includes

\$7,807 in sales taxes

billed or collected)

Michael A. Glover
signature of owner/official

928-927-3088

telephone no.

SUBSCRIBED AND SWORN TO BEFORE ME A NOTARY PUBLIC
IN AND FOR THE COUNTY

LaPaz

(county name)

THIS


12th

DAY OF

April 2021
(month) and (year)

MY COMMISSION EXPIRES

12.27.21
(date)



Amy K LoPresti
(signature of notary public)

Q Mountain Mobile Home Park DBA Q Mountain Vista
Annual Report
N/A for Income Tax Statement of Certification
12/31/20

N/A for Income Tax Statement of Certification

Verification:

State of Arizona I, the undersigned of the
(state name)

County of (county name):

LaPaz

Name (owner or official) title:

Michael A. Glover, President, Board of Directors

Company name:

Q Mountain Mobile Home Park DBA Q Mountain Vista

FOR THE YEAR ENDING: 12/31/20

Sworn Statement:

IN ACCORDANCE WITH THE REQUIREMENTS OF DECISION NO. 77084, BECAUSE THE UTILITY REQUIRES THE GROSS UP OF ADVANCES AND CONTRIBUTIONS, I HEREBY STATE THAT THE UTILITY N/A A NET INCREASE IN CURRENT INCOME TAX EXPENSE OR A DECREASE IN DEFERRED TAX ASSET FOR A CARRY FORWARD ACCORDING TO GAAP IN AN AMOUNT EQUAL TO OR GREATER THAN THE AMOUNT OF THE REQUIRED GROSS UP PAID BY DEVELOPERS IN THE PERIOD COVERED BY THIS ANNUAL REPORT.

Michael A. Glover
signature of owner/official

928-927-3088
telephone no.

SUBSCRIBED AND SWORN TO BEFORE ME A NOTARY PUBLIC
IN AND FOR THE COUNTY

LaPaz
(county name)

THIS

12th

DAY OF

April 2021
(month) and (year)

MY COMMISSION EXPIRES

12.27.21
(date)

Amy K LoPresti
(signature of notary public)

