

ANNUAL REPORT

Of

Company Name: **Pima Utility Company**
9532 E. Riggs Rd.

Mailing Address: Sun Lakes AZ
85248

Docket No.: W-02199A
For the Year Ended: 12/31/19

**RECEIVED
BY EMAIL**

5/15/2020, 12:15 PM
ARIZONA CORPORATION COMMISSION
UTILITIES DIVISION

WATER UTILITY

To

Arizona Corporation Commission

Due on April 15th

Email: rdelafuente@azcc.gov, mail or deliver the completed Annual Report to:

Arizona Corporation Commission
Compliance Section - Utilities Division
1200 West Washington Street
Phoenix, Arizona 85007

Application Type: Original Filing
Application Date: 5/5/2020

ARIZONA CORPORATION COMMISSION
WATER UTILITY ANNUAL REPORT
Pima Utility Company
A Class ☒ Utility

For the Calendar Year Ended: 12/31/19

Primary Address: 9532 E Riggs Road
City: Sun Lakes State: Arizona Zip Code: 85248

Telephone Number: 480-895-9200

Date of Original Organization of Utility: 1972

Person to whom correspondence should be addressed concerning this report:

Name: Brian Smith
Telephone No. : 480-895-9200
Address: 9532 E Riggs Road
City: Sun Lakes State: Arizona Zip Code: 85248
Email: Brian.Smith@Robson.com

On-Site Manager
Name: Dave Voorhees
Telephone No. : 480-895-5009
Address: 24607 S Price Road
City: Sun Lakes State: Arizona Zip Code: 85248
Email: Dave.Voorhees@Robson.com

NA
Name: .
Telephone No. : .
Address: .
City: . State: Arizona Zip Code: .
Email: .

NA
Name: .
Telephone No. : .
Address: .
City: . State: Arizona Zip Code: .
Email: .

NA
Name: .
Telephone No. : .
Address: .
City: . State: Arizona Zip Code: .
Email: .

Ownership: "S" Corporation

Counties Served: Maricopa

ARIZONA CORPORATION COMMISSION
WATER UTILITY ANNUAL REPORT
Pima Utility Company

Important changes during the year	
-----------------------------------	--

No	For those companies not subject to the affiliated interest rules, has there been a change in ownership or direct control during the year?
	If yes, please provide specific details in the box below.
	n/a

No	Has the company been notified by any other regulatory authorities during the year, that they are out of compliance?
	If yes, please provide specific details in the box below.
	n/a

Utility Plant in Service (Water)							
Account No.	Description	Beginning Year Original Cost	Current Year Additions	Current Year Retirements	Adjusted Original Cost	Accumulated Depreciation	OCLD (OC less AD)
301	Organization	\$0	\$0	\$0	\$0	\$0	\$0
302	Franchises	0	0	0	0	0	0
303	Land and Land Rights	97,637	0	0	97,637	0	97,637
304	Structures and Improvements	370,365	38,452	8,000	400,817	224,018	176,799
305	Collecting & Improving Reservoirs	0	0	0	0	0	0
306	Lake, River, Canal Intakes	0	0	0	0	0	0
307	Wells and Springs	1,155,811	0	54,033	1,101,778	165,268	936,510
308	Infiltration Galleries	0	0	0	0	0	0
309	Supply Mains	0	0	0	0	0	0
310	Power Generation Equipment	5,274	0	0	5,274	469	4,805
311	Pumping Equipment	2,746,932	486,466	323,350	2,910,048	1,413,713	1,496,335
320	Water Treatment Equipment	0	0	0	0	0	0
320.1	Water Treatment Plants	0	0	0	0	0	0
320.2	Solution Chemical Feeders	86,207	16,878	2,403	100,682	76,734	23,948
320.3	Point-of-Use Treatment Devices	0	0	0	0	0	0
330	Distribution Reservoirs and Standpipes	0	0	0	0	0	0
330.1	Storage Tanks	1,151,875	0	3,524	1,148,351	634,031	514,320
330.2	Pressure Tanks	73,937	0	0	73,937	54,839	19,098
331	Transmission and Distribution Mains	3,595,466	161,721	0	3,757,187	2,221,298	1,535,889
333	Services	5,835,398	177,364	40,035	5,972,727	1,790,342	4,182,385
334	Meters and Meter Installations	980,425	65,558	18,610	1,027,373	482,429	544,944
335	Hydrants	891,404	7,200	0	898,604	721,692	176,912
336	Backflow Prevention Devices	0	0	0	0	0	0
339	Other Plant and Misc. Equipment	0	0	0	0	0	0
340	Office Furniture and Equipment	4,518	0	0	4,518	(847)	5,365
340.1	Computer & Software	13,625	10,697	0	24,322	5,755	18,567
341	Transportation Equipment	197,825	104,203	6,084	295,944	155,396	140,548
342	Stores Equipment	0	0	0	0	0	0
343	Tools, Shop and Garage Equipment	131,270	0	0	131,270	63,919	67,351
344	Laboratory Equipment	0	0	0	0	0	0
345	Power Operated Equipment	132,042	2,058	0	134,100	75,822	58,278
346	Communication Equipment	252,810	880	0	253,690	253,690	0
347	Miscellaneous Equipment	10,774	0	0	10,774	2,845	7,929
348	Other Tangible Plant	0	0	0	0	0	0
	Totals	\$17,733,595	\$1,071,477	\$456,039	\$18,349,033	\$8,341,413	\$10,007,620

Pima Utility Company
Annual Report
Depreciation Expense for the Current Year (Water)
12/31/19

Depreciation Expense for the Current Year (Water)									
Account No.	Description	Beginning Year Original Cost	Current Year Additions	Current Year Retirements	Adjusted Original Cost	Fully Depreciated/Non-depreciable Plant	Depreciable Plant	Depreciation Percentages	Depreciation Expense
301	Organization	\$0	\$0	\$0	\$0	\$0	\$0	0.00%	\$0
302	Franchises	0	0	0	0	0	0	0.00%	0
303	Land and Land Rights	97,637	0	0	97,637	97,637	0	0.00%	0
304	Structures and Improvements	370,365	38,452	8,000	400,817	0	400,817	3.33%	12,840
305	Collecting & Improving Reservoirs	0	0	0	0	0	0	0.00%	0
306	Lake, River, Canal Intakes	0	0	0	0	0	0	0.00%	0
307	Wells and Springs	1,155,811	0	54,033	1,101,778	0	1,101,778	3.33%	37,589
308	Infiltration Galleries	0	0	0	0	0	0	0.00%	0
309	Supply Mains	0	0	0	0	0	0	0.00%	0
310	Power Generation Equipment	5,274	0	0	5,274	0	5,274	5.00%	264
311	Pumping Equipment	2,746,932	486,466	323,350	2,910,048	0	2,910,048	8.33%	235,613
320	Water Treatment Equipment	0	0	0	0	0	0	0.00%	0
320.1	Water Treatment Plants	0	0	0	0	0	0	0.00%	0
320.2	Solution Chemical Feeders	86,207	16,878	2,403	100,682	0	100,682	20.00%	18,689
320.3	Point-of-Use Treatment Devices	0	0	0	0	0	0	0.00%	0
330	Distribution Reservoirs and Standpipes	0	0	0	0	0	0	0.00%	0
330.1	Storage Tanks	1,151,875	0	3,524	1,148,351	0	1,148,351	2.22%	25,533
330.2	Pressure Tanks	73,937	0	0	73,937	0	73,937	5.00%	3,697
331	Transmission and Distribution Mains	3,595,466	161,721	0	3,757,187	0	3,757,187	2.00%	73,527
333	Services	5,835,398	177,364	40,035	5,972,727	0	5,972,727	3.33%	196,605
334	Meters and Meter Installations	980,425	65,558	18,610	1,027,373	0	1,027,373	8.33%	83,625
335	Hydrants	891,404	7,200	0	898,604	0	898,604	2.00%	17,900
336	Backflow Prevention Devices	0	0	0	0	0	0	0.00%	0
339	Other Plant and Misc. Equipment	0	0	0	0	0	0	0.00%	0
340	Office Furniture and Equipment	4,518	0	0	4,518	0	4,518	6.67%	301
340.1	Computer & Software	13,625	10,697	0	24,322	0	24,322	20.00%	3,795
341	Transportation Equipment	197,825	104,203	6,084	295,944	0	295,944	20.00%	49,377
342	Stores Equipment	0	0	0	0	0	0	0.00%	0
343	Tools, Shop and Garage Equipment	131,270	0	0	131,270	0	131,270	5.00%	6,564
344	Laboratory Equipment	0	0	0	0	0	0	0.00%	0
345	Power Operated Equipment	132,042	2,058	0	134,100	0	134,100	5.00%	6,654
346	Communication Equipment	252,810	880	0	253,690	47,015	206,675	10.00%	20,624
347	Miscellaneous Equipment	10,774	0	0	10,774	275	10,499	10.00%	1,050
348	Other Tangible Plant	0	0	0	0	0	0	0.00%	0
	Subtotal	\$17,733,595	\$1,071,477	\$456,039	\$18,349,033	\$144,927	\$18,204,106		\$794,244

Contribution(s) in Aid of Construction (Gross)	\$963,772
Less: Non Amortizable Contribution(s)	0
Fully Amortized Contribution(s)	0
Amortizable Contribution(s)	<u>\$963,772</u>
Times: Proposed Amortization Rate	4.35%
Amortization of CIAC	\$41,941

Less: Amortization of CIAC \$41,941

DEPRECIATION EXPENSE **\$752,303**

Pima Utility Company
Annual Report
Balance Sheet Assets
12/31/19

Balance Sheet Assets				
	Assets		Balance at Beginning of Year (2019)	Balance at End of Year (2019)
Account No.	Current and Accrued Assets			
131	Cash		\$550,368	\$900,106
134	Working Funds		0	0
135	Temporary Cash Investments		0	0
141	Customer Accounts Receivable		209,182	179,411
142	Other Receivables		0	0
145	Accounts Receivable - Related Party		0	0
146	Notes Receivable from Associated Companies		0	0
151	Plant Material and Supplies		0	0
162	Prepayments		16,058	11,692
174	Miscellaneous Current and Accrued Assets		0	0
181	Unamortized Debt Discounts		4,134	2,981
	Total Current and Accrued Assets		\$779,742	\$1,094,190
	Deferred Debits			
186.1	Deferred Rate Case Expense		\$120,487	\$90,957
	Total Deferred Debits		\$120,487	\$90,957
Account No.	Fixed Assets			
101	Utility Plant in Service*		\$17,733,595	\$18,349,033
103	Property Held for Future Use		0	0
105	Construction Work in Progress		295,172	354,496
108	Accumulated Depreciation (enter as negative)*		(8,043,069)	(8,341,413)
121	Non-Utility Property		0	0
122	Accumulated Depreciation - Non Utility		0	0
	Total Fixed Assets		\$9,985,698	\$10,362,116
	Total Assets		\$10,885,927	\$11,547,263

*Note these items feed automatically from AR3 UPIS Page 4

Pima Utility Company
Annual Report
Balance Sheet Liabilities and Owners Equity

Balance Sheet Liabilities and Owners Equity				
	Liabilities		Balance at Beginning of Year (2019)	Balance at End of Year (2019)
Account No.	Current Liabilities			
231	Accounts Payable		\$150,503	\$255,244
232	Notes Payable (Current Portion)		279,000	279,000
233	Accounts Payable - Related Party		135	0
234	Notes Payable to Associated Companies		34,059	6,054
235	Customer Deposits		5,065	6,053
236	Accrued Taxes		93,207	90,168
237	Accrued Interest		13,606	12,601
242	Miscellaneous Current and Accrued Liabilities		126,892	152,934
	Total Current Liabilities		\$702,467	\$802,054
	Long Term Debt			
223	Advances from Associated Companies		\$272,128	\$1,503,092
224	Long Term Debt (Notes and Bonds)		3,510,750	3,231,750
	Total Long Term Debt		\$3,782,878	\$4,734,842
	Deferred Credits			
251	Unamortized Premium on Debt		\$0	\$0
252	Advances in Aid of Construction		0	0
255	Accumulated Deferred Investment Tax Credits		0	0
271	Contributions in Aid of Construction		963,772	963,772
272	Less: Amortization of Contributions		(645,854)	(687,795)
281	Accumulated Deferred Income Tax		0	0
	Total Deferred Credits		\$317,918	\$275,977
	Total Liabilities		\$4,803,263	\$5,812,873
	Capital Accounts			
201	Common Stock Issued		\$107,416	\$107,416
211	Other Paid-In Capital		6,763,835	6,763,835
215	Retained Earnings		(788,587)	(1,136,861)
218	Proprietary Capital (Sole Props and Partnerships)		0	0
	Total Capital		\$6,082,664	\$5,734,390
	Total Liabilities and Capital		\$10,885,927	\$11,547,263

Note: Total liabilities and Capital must match total assets for the beginning and end of the year!

Water Comparative Income Statement			
Account No.	Calendar Year	Current Year 01/01/2019 - 12/31/2019	Last Year 01/01/2018 - 12/31/2018
	Operating Revenue		
461	Metered Water Revenue	\$2,570,111	\$2,657,521
460	Unmetered Water Revenue	0	0
462	Fire Protection Revenue	0	0
469	Guaranteed Revenues (Surcharges)	0	0
471	Miscellaneous Service Revenues	0	0
474	Other Water Revenue	34,364	34,049
	Total Revenues	\$2,604,475	\$2,691,570
	Operating Expenses		
601	Salaries and Wages	\$443,476	\$406,152
603	Salaries and Wages - Officers	42,891	42,891
604	Employee Pensions and Benefits	86,894	83,373
610	Purchased Water	0	0
615	Purchased Power	273,376	279,948
618	Chemicals	20,149	31,460
620	Materials and Supplies	0	0
620.1	Repairs and Maintenance	41,271	50,301
620.2	Office Supplies and Expense	75,526	76,042
630	Contractual Services	0	0
631	Contractual Services -Engineering	0	36
632	Contractual Services - Accounting	4,612	6,420
633	Contractual Services - Legal	5,565	216
634	Contractual Services - Management Fees	0	0
635	Contractual Services - Water Testing	12,470	3,991
636	Contractual Services - Other	86,064	86,528
640	Rents	0	0
641	Rental of Building/Real Property	0	0
642	Rental of Equipment	2,018	1,025
650	Transportation Expenses	26,324	30,536
656	Insurance - Vehicles	9,216	11,580
657	Insurance - General Liability	54,913	50,390
657.1	Insurance - Health and Life	0	0
665	Regulatory Commission Expense - Rate	0	6,028
670	Bad Debt Expense	3,388	3,832
675	Miscellaneous Expense	26,381	24,090
403	Depreciation Expense (From Schedule AR4)	752,303	715,562
408.11	Property Taxes	124,186	122,633
408.12	Payroll Taxes	31,759	27,703
408.13	Other Taxes and Licenses	27,431	26,501
409	Income Taxes	0	0
427.1	Customer Security Deposit Interest	0	0
434	Rate Case Adjustments	0	0
	Total Operating Expenses	\$2,150,213	\$2,087,238
	Operating Income / (Loss)	\$454,262	\$604,332
	Other Income / (Expense)		
419	Interest and Dividend Income	\$0	\$27,155
421	Non-Utility Income	1,833	1,862
426	Miscellaneous Non-Utility (Expense)	(434)	(3,183)
427	Interest (Expense)	(157,924)	(163,496)
	Total Other Income / (Expense)	(\$156,525)	(\$137,662)
	Net Income / (Loss)	\$297,737	\$466,670

Full time equivalent employees

	Direct Company	Allocated	Outside service	Total
President	0.00	0.00	0.00	0.00
Vice-president	0.00	0.00	0.06	0.06
Manager	0.37	0.00	0.00	0.37
Engineering Staff	0.00	0.00	0.00	0.00
System Operator(s)	4.69	0.29	0.00	4.98
Meter reader	3.20	0.00	0.00	3.20
Customer Service	0.35	0.00	0.00	0.35
Accounting	0.00	0.00	0.78	0.78
Business Office	0.00	0.00	0.02	0.02
Rates Department	0.00	0.00	0.00	0.00
Administrative Staff	0.65	0.00	0.00	0.65
Other	0.00	0.00	0.00	0.00
Total	9.26	0.29	0.85	10.40

Pima Utility Company
Annual Report
Supplemental Financial Data (Long-Term Debt)
12/31/19

Supplemental Financial Data (Long-Term Debt)				
	Loan #1	Loan #2	Loan #3	Loan #4
Date Issued	1/18/2009	8/6/2012	7/13/2017	NA
Source of Loan	IDA Bonds	Wells Fargo	Wells Fargo	NA
ACC Decision No.	59134	73078	75985	NA
Reason for Loan	Construction	Refinance/Constr	Refinance/Constr	NA
Dollar Amt. Issued	\$10,300,000	\$4,185,000	\$4,185,000	NA
Amount Outstanding	\$0	\$0	\$3,510,750	NA
Date of Maturity	Various	7/25/2017	7/10/2022	NA
Interest Rate	7.25%	3.04%	4.17%	NA
Current Year Interest	\$0	\$0	\$153,708	NA
Current Year Principal	\$0	\$0	\$279,000	NA

Meter Deposit Balance at Test Year End:	\$6,053
---	---------

Meter Deposits Refunded During the Test Year:	\$802
---	-------

List all bonds, notes, loans, and other types of indebtedness in which the proceeds were used in the provision of public utility service. Indebtedness incurred for personal uses by the owner of the utility should not be listed. Input 0 or none if there is nothing to report for that cell.

Well and Water Usage											
Name of the System:		PIMA UTILITIES COMPANY									
ADEQ Public Water System Number:		AZ0407120									
ADWR PCC Number:		91-000234.0000									
Well registry 55# (55-XXXXXX):	Pump Horsepower	Pump Yield (gpm)	Casing Depth (feet)	Casing Diameter (inches)	Pump Motor Type **	Year Drilled	Water level 2010	Water level 2019	Meter Size (inches)	How measured:	Active
55-520891	150	1,600	900	20 / 16	submersible	1988	unknown	unknown	10 / 8 / 10	n/a	unknown
55-625796	200	1,700	600	20	turbine	1952	unknown	unknown	12	n/a	unknown
55-806730	200	1,200	861	16	turbine	rehab 1994	unknown	unknown	12	n/a	unknown
55-566937	200	1,500	910	20	turbine	1999	unknown	unknown	12	n/a	unknown
55-625798	125	1,100	820	20	turbine	1947	unknown	unknown	10	n/a	unknown
55-625799	250	2,200	750	16	turbine	1950	unknown	unknown	10	n/a	unknown
55-625800	150	1,600	502	14	turbine	1955	unknown	unknown	8	n/a	unknown
55-514527	150	1,500	874	20 / 16	turbine	1986	unknown	unknown	8	n/a	unknown
0	0	0	0	0	0	0	0	0	0	0	0
0	0	0	0	0	0	0	0	0	0	0	0
0	0	0	0	0	0	0	0	0	0	0	0
0	0	0	0	0	0	0	0	0	0	0	0
0	0	0	0	0	0	0	0	0	0	0	0
0	0	0	0	0	0	0	0	0	0	0	0
0	0	0	0	0	0	0	0	0	0	0	0
0	0	0	0	0	0	0	0	0	0	0	0
0	0	0	0	0	0	0	0	0	0	0	0
0	0	0	0	0	0	0	0	0	0	0	0
0	0	0	0	0	0	0	0	0	0	0	0

Name of system water delivered to:		NA									
ADWR PCC Number:		#N/A									
Source of water delivered to another system		NA									
Name of system water received from:		NA									
ADWR PCC Number:		#N/A									
Source of water received		NA									
Well registry 55# (55-XXXXXX):		NA									

Month	Water withdrawn (gallons)1	Water sold (gallons)2	Water delivered (sold) to other systems (gallons)3	Water received (purchased) from other systems (gallons)4	Estimated authorized use (gallons)5	Purchased Power Expense6	Purchased Power (kWh)7
January	295,131,000.00	69,713,460.00	0.00	0.00	2,913,000.00	\$15,828	228,184
February	367,043,000.00	64,151,909.00	0.00	0.00	2,355,000.00	14,317	201,668
March	58,369,000.00	100,681,055.00	0.00	0.00	3,036,000.00	11,756	167,810
April	136,865,000.00	148,721,541.00	0.00	0.00	2,850,500.00	17,283	249,672
May	252,311,000.00	182,068,599.00	0.00	0.00	3,449,000.00	24,670	346,109
June	246,518,000.00	209,855,248.00	0.00	0.00	1,238,500.00	28,065	394,604
July	26,747,000.00	242,060,757.00	0.00	0.00	2,100,000.00	30,958	426,890
August	28,826,000.00	210,043,460.00	0.00	0.00	1,839,000.00	33,275	458,504
September	117,984,000.00	185,086,454.00	0.00	0.00	1,554,000.00	29,513	408,797
October	57,375,000.00	182,289,655.00	0.00	0.00	2,062,000.00	25,214	352,649
November	267,953,000.00	120,900,037.00	0.00	0.00	1,644,000.00	24,488	351,748
December	129,233,000.00	72,531,107.00	0.00	0.00	2,415,000.00	18,010	253,691
Totals	1,984,355,000.00	1,788,103,282.00	0.00	0.00	27,456,000.00	\$273,376	3,840,326

If applicable, in the space below please provide a description for all un-metered water use along with amounts:

n/a

1 Water withdrawn - Total gallons of water withdrawn from pumped sources.
2 Water sold - Total gallons from customer meters, and other sales such as construction water.
3 Water delivered (sold) to other systems - Total gallons of water delivered to other systems.
4 Water received (purchased) from other systems - Total gallons of water purchased/received from other systems.
5 Estimated authorized use - Total estimated gallons from authorized metered or unmetered use. Authorized uses such as flushing (mains, services and hydrants) draining/cleaning tanks, process, construction, fire fighting, etc. Non-authorized use (real losses) are service line breaks and leaks, water main breaks, meter inaccuracies and theft.
6 Enter the total purchased power costs for the power meters associated with this system.
7 Enter the total purchased kWh used by the power meters associated with this system.

Water Utility Plant Description			
Name of the System:	PIMA UTILITIES COMPANY		
ADEQ Public Water System Number:			AZ0407120
ADWR PCC Number:			91-000234.0000

MAINS		
Sizes (inches)	Material	Length (feet)
2.00	PVC	221
4.00	PVC	7,031
6.00	PVC	306,747
8.00	PVC	96,682
10.00	PVC	43,488
12.00	PVC	13,527
NA	na	na
NA	na	na
NA	na	na
NA	na	na
NA	na	na
NA	na	na
NA	na	na
NA	na	na

SERVICE LINES		
Material	Percent of system	Year installed
Black poly	10%	unknown
Copper	90%	~1999
NA	na	na
NA	na	na
NA	na	na

BOOSTER PUMPS		
Horsepower	GPM	Quantity
75	650	4
40	450	2
25	250	8
60	500	1

STORAGE TANKS			
Capacity (gallons)	Material	Quantity	Year installed
400,000	Carbon Steel	1	1972
600,000	Carbon Steel	1	1986
750,000	Carbon Steel	2	996,1999
NA	na	na	na
NA	na	na	na
NA	na	na	na

CUSTOMER METERS			
Size (inches)	Quantity	Percent over 1,00,000 gallons	Percent over 10 years old
5/8 X 3/4	9,799	24%	unknown
0.75	4	25%	unknown
1	294	73%	unknown
1.5	14	86%	unknown
2	100	85%	unknown
2	19	26%	unknown
4	1	100%	unknown
8	5	100%	unknown
10	3	100%	unknown
NA	na	na	na
NA	na	na	na
NA	na	na	na
NA	na	na	na
NA	na	na	na
NA	na	na	na
NA	na	na	na
NA	na	na	na
NA	na	na	na

FIRE HYDRANTS	
Type	Quantity
Standard *	709
Other	0

PRESSURE/BLADDER TANKS			
Capacity (gallons)	Material	Quantity	Year installed
5,000	Steel	1	1999
15,000	Steel	1	1996
na	na	na	na
na	na	na	na
na	na	na	na
na	na	na	na

* A standard fire hydrant has two 2.5 inch hose connection nozzles with 7.5 threads per inch, and one 4.5 inch pumper connection nozzle with 4 threads per inch.

Water Utility Plant Description (Continued)
--

For the following three items, list the utility owned assets in each category for each system.

TREATMENT EQUIPMENT:	Chlorinators (5)
STRUCTURES:	Fences, Enclosures, Storage
OTHER:	Pumps, Hoses, Vehicles, Generators

Provide a calculation used to determine the value of one water equivalent residential connection (ERC).

Use one of the following methods:

- (a) If actual flow data are available from the preceding 12 months, divide the total annual single family residence (SFR) gallons sold by the average number of single family residence customers for the same period and divide the result by 365
- (b) If no historical flow data are available, use:

$$ERC = (\text{Total SFR gallons sold (Omit 000)} / 365 \text{ days} / 350 \text{ gallons per day})$$

ERC

217

 Method used:

Other

Customer and Other Information

Name of the System:	PIMA UTILITIES COMPANY
ADEQ Public Water System Number:	AZ0407120
ADWR PCC Number:	91-000234.0000

Month	Number of Customers				
	Single-Family	Multi-Family	Commercial	Turf/Irrigation	Other Non-Residential
January	9,983	0	227	10	6
February	9,981	0	226	10	8
March	9,978	0	228	10	8
April	9,976	0	228	10	8
May	9,976	0	227	10	6
June	9,977	0	227	10	6
July	9,980	0	228	10	8
August	9,980	0	229	10	8
September	9,983	0	229	10	11
October	9,984	0	229	10	9
November	9,978	0	117	9	9
December	9,981	0	228	9	5

If the system has fire hydrants, what is the fire flow requirements? GPM for hrs.

Does the system have chlorination treatment?

Does the Company have an ADWR Gallons Per Capita Per Day (GPCPD) requirement?

If yes, provide the GPCPD amount:

Is the Water Utility located in an ADWR Active Management Area (AMA)?
If yes, which AMA?

What is the present system connection capacity (in ERCs *) using existing lines?

What is the future system connection capacity (in ERCs *) upon service area buildout?

Describe any plans and estimated completion dates for any enlargements or improvements of this system.

Well 34 replacement. Estimated completion date August 2020

* an ERC is based on the calculation on the bottom of AR9 page 12.

Pima Utility Company
Annual Report
Utility Shutoffs / Disconnects
12/31/19

Utility Shutoffs / Disconnects	
Name of the System:	PIMA UTILITIES COMPANY
ADEQ Public Water System Number:	AZ0407120
ADWR PCC Number:	91-000234.0000

Month	Termination without Notice R14-2-410.B	Termination with Notice R14-2- 410.C	Other
January	0	9	0
February	0	4	0
March	0	6	0
April	0	6	0
May	0	3	0
June	0	7	0
July	0	0	0
August	0	1	0
September	0	1	0
October	0	4	0
November	0	7	0
December	0	5	0
Total	0	53	0

Other (description):

n/a

Instructions: Fill out the Grey Cells with the relevant information. Input 0 or none if there is nothing recorded in that account or there is no applicable information to report.

Property Taxes	
----------------	--

Amount of actual property taxes paid during Calendar Year 2019 was
--

\$123,410

If no property taxes paid, explain why.

N/A

Instructions: Fill out the Grey Cells with the relevant information. Input 0 or none if there is nothing recorded in that account or there is no applicable information to report.

Verification and Sworn Statement (Taxes)

Verification: State of Arizona I, the undersigned of the
(state name)

County of (county name): Maricopa
Name (owner or official) title: Brian Smith - Vice President
Company name: Pima Utility Company

DO SAY THAT THIS ANNUAL UTILITY PROPERTY TAX AND SALES TAX REPORT TO THE ARIZONA CORPORATION COMMISSION.

FOR THE YEAR ENDING: 12/31/19

HAS BEEN PREPARED UNDER MY DIRECTION, FROM THE ORIGINAL BOOKS, PAPERS AND RECORDS OF SAID UTILITY; THAT I HAVE CAREFULLY EXAMINED THE SAME, AND DECLARE THE SAME TO BE A COMPLETE AND CORRECT STATEMENT OF BUSINESS AND AFFAIRS OF SAID UTILITY FOR THE PERIOD COVERED BY THIS REPORT IN RESPECT TO EACH AND EVERY MATTER AND THING SET FORTH, TO THE BEST OF MY KNOWLEDGE, INFORMATION AND BELIEF.

Sworn Statement: I HEREBY ATTEST THAT ALL PROPERTY TAXES FOR SAID COMPANY ARE CURRENT AND PAID IN FULL.

I HEREBY ATTEST THAT ALL SALES TAXES FOR SAID COMPANY ARE NOT CURRENT AND PAID IN FULL.

RECEIVED
BY EMAIL

5/15/2020, 12:15 PM
ARIZONA CORPORATION COMMISSION
UTILITIES DIVISION



signature of owner/official

480-895-9200

telephone no.

SUBSCRIBED AND SWORN TO BEFORE ME A NOTARY PUBLIC
IN AND FOR THE COUNTY

THIS

15th

DAY OF

Maricopa
(county name)

May 2020
(month) and (year)

MY COMMISSION EXPIRES

4/25/21
(date)




(signature of notary public)

Verification and Sworn Statement

Verification:

State of Arizona I, the undersigned of the
(state name)

County of (county name):

Maricopa

Name (owner or official) title:

Brian Smith - Vice President

Company name:

Pima Utility Company

DO SAY THAT THIS ANNUAL UTILITY PROPERTY TAX AND SALES TAX REPORT TO THE ARIZONA CORPORATION COMMISSION.

FOR THE YEAR ENDING: 12/31/19

HAS BEEN PREPARED UNDER MY DIRECTION, FROM THE ORIGINAL BOOKS, PAPERS AND RECORDS OF SAID UTILITY; THAT I HAVE CAREFULLY EXAMINED THE SAME, AND DECLARE THE SAME TO BE A COMPLETE AND CORRECT STATEMENT OF BUSINESS AND AFFAIRS OF SAID UTILITY FOR THE PERIOD COVERED BY THIS REPORT IN RESPECT TO EACH AND EVERY MATTER AND THING SET FORTH, TO THE BEST OF MY KNOWLEDGE, INFORMATION AND BELIEF.

Sworn Statement:

IN ACCORDANCE WITH THE REQUIREMENTS OF TITLE 40, ARTICLE 8, SECTION 40-401, ARIZONA REVISED STATUTES, IT IS HEREIN REPORTED THAT THE GROSS OPERATING REVENUE OF SAID UTILITY DERIVED FROM ARIZONA INTRASTATE UTILITY OPERATIONS DURING THE CALENDAR YEAR WAS:

Arizona Intrastate Gross Operating Revenues Only (\$)

\$2,778,406

(The amount in the box above includes

\$173,931

in sales taxes
billed or collected)

RECEIVED
BY EMAIL

5/15/2020, 12:15 PM
ARIZONA CORPORATION COMMISSION
UTILITIES DIVISION

[Signature]
signature of owner/official

480-895-9200

telephone no.

SUBSCRIBED AND SWORN TO BEFORE ME A NOTARY PUBLIC
IN AND FOR THE COUNTY

THIS

15th

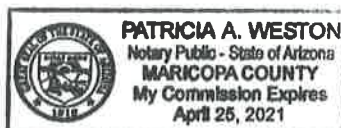
DAY OF

Maricopa
(county name)

May, 2020
(month) and (year)

MY COMMISSION EXPIRES

4/25/21
(date)



[Signature]
(signature of notary public)

Verification and Sworn Statement (Residential Revenue)

Verification:

State of Arizona I, the undersigned of the
(state name)

County of (county name): Maricopa
Name (owner or official) title: Brian Smith - Vice President
Company name: Pima Utility Company

DO SAY THAT THIS ANNUAL UTILITY PROPERTY TAX AND SALES TAX REPORT TO THE ARIZONA CORPORATION COMMISSION.

FOR THE YEAR ENDING: 12/31/19

HAS BEEN PREPARED UNDER MY DIRECTION, FROM THE ORIGINAL BOOKS, PAPERS AND RECORDS OF SAID UTILITY; THAT I HAVE CAREFULLY EXAMINED THE SAME, AND DECLARE THE SAME TO BE A COMPLETE AND CORRECT STATEMENT OF BUSINESS AND AFFAIRS OF SAID UTILITY FOR THE PERIOD COVERED BY THIS REPORT IN RESPECT TO EACH AND EVERY MATTER AND THING SET FORTH, TO THE BEST OF MY KNOWLEDGE, INFORMATION AND BELIEF.

Sworn Statement: IN ACCORDANCE WITH THE REQUIREMENTS OF TITLE 40, ARTICLE 8, SECTION 40-401, ARIZONA REVISED STATUTES, IT IS HEREIN REPORTED THAT THE GROSS OPERATING REVENUE OF SAID UTILITY DERIVED FROM ARIZONA INTRASTATE UTILITY OPERATIONS RECEIVED FROM RESIDENTIAL CUSTOMERS DURING THE CALENDAR YEAR WAS:

Arizona Intrastate Gross Operating Revenues Only (\$)

\$1,886,641

(The amount in the box above includes


\$116,626

in sales taxes
billed or collected)

**RECEIVED
BY EMAIL**

5/15/2020, 12:15 PM

ARIZONA CORPORATION COMMISSION
UTILITIES DIVISION


signature of owner/official

480-895-9200

telephone no.

SUBSCRIBED AND SWORN TO BEFORE ME A NOTARY PUBLIC
IN AND FOR THE COUNTY

Maricopa
(county name)

THIS


15th

DAY OF

May, 2020
(month) and (year)

MY COMMISSION EXPIRES

4/25/21
(date)




(signature of notary public)