

**ANNUAL REPORT**

Of

Company Name: **Peeples Valley Water Company**  
PO Box 88006

Mailing Address: **Phoenix AZ**  
**85080**

Docket No.: **W-02146A**  
For the Year Ended: **12/31/21**

**RECEIVED  
BY EMAIL**

**5/16/2022, 12:36 PM**

**ARIZONA CORPORATION COMMISSION  
UTILITIES DIVISION**

**WATER UTILITY**

To

Arizona Corporation Commission

**Due on April 15th**

Email: Util-Compliance@azcc.gov, mail or deliver the completed Annual Report to:

Arizona Corporation Commission  
Compliance Section - Utilities Division  
1200 West Washington Street  
Phoenix, Arizona 85007

Application Type: **Original Filing**

Application Date: **5/13/2022**

ARIZONA CORPORATION COMMISSION  
WATER UTILITY ANNUAL REPORT  
Peoples Valley Water Company  
A Class ☐ Utility

For the Calendar Year Ended: 12/31/21

Primary Address: 

7501 E. McCormick Parkway					
City:	Scottsdale	State:	Arizona	Zip Code:	85258

Telephone Number: 

(480) 998-8888
----------------

Date of Original Organization of Utility: 

1/1/1971
----------

Person to whom correspondence should be addressed concerning this report:

Name: 

Dave Hall
-----------

  
Telephone No. : 

(480) 336-8504
----------------

  
Address: 

7501 E. McCormick Parkway					
City:	Scottsdale	State:	Arizona	Zip Code:	85228

  
Email: 

dhall@foreverliving.com
-------------------------

--	--	--	--	--	--

  
Name: 

--

  
Telephone No. : 

--

  
Address: 

City:		State:		Zip Code:	

  
Email: 

--

--	--	--	--	--	--

  
Name: 

--

  
Telephone No. : 

--

  
Address: 

City:		State:		Zip Code:	

  
Email: 

--

--	--	--	--	--	--

  
Name: 

--

  
Telephone No. : 

--

  
Address: 

City:		State:		Zip Code:	

  
Email: 

--

--	--	--	--	--	--

  
Name: 

--

  
Telephone No. : 

--

  
Address: 

City:		State:		Zip Code:	

  
Email: 

--

Ownership: 

"S" Corporation
-----------------

Counties Served: 

Yavapai
---------

ARIZONA CORPORATION COMMISSION  
WATER UTILITY ANNUAL REPORT  
Peoples Valley Water Company

<b>Important changes during the year</b>
------------------------------------------

No	For those companies not subject to the affiliated interest rules, has there been a change in ownership or direct control during the year?
----	-------------------------------------------------------------------------------------------------------------------------------------------

If yes, please provide specific details in the box below.
-----------------------------------------------------------

--

No	Has the company been notified by any other regulatory authorities during the year, that they are out of compliance?
----	---------------------------------------------------------------------------------------------------------------------

If yes, please provide specific details in the box below.
-----------------------------------------------------------

--

Utility Plant in Service (Water)							
Account No.	Description	Beginning Year Original Cost	Current Year Additions	Current Year Retirements	Adjusted Original Cost	Accumulated Depreciation	OCLD (OC less AD)
301	Organization	\$0			\$0	\$0	\$0
302	Franchises	0			0	0	0
303	Land and Land Rights	0			0	0	0
304	Structures and Improvements	54,088			54,088	17,662	36,426
305	Collecting & Improving Reservoirs	0			0	0	0
306	Lake, River, Canal Intakes	0			0	0	0
307	Wells and Springs	150,781			150,781	133,587	17,194
308	Infiltration Galleries	0			0	0	0
309	Supply Mains	0			0	0	0
310	Power Generation Equipment	0			0	0	0
311	Pumping Equipment	55,392			55,392	35,461	19,931
320	Water Treatment Equipment	0			0	0	0
320.1	Water Treatment Plants	29,956			29,956	21,989	7,967
320.2	Solution Chemical Feeders	987			987	987	0
320.3	Point-of-Use Treatment Devices	0			0	0	0
330	Distribution Reservoirs and Standpipes	0			0	0	0
330.1	Storage Tanks	104,683			104,683	104,683	0
330.2	Pressure Tanks	0			0	0	0
331	Transmission and Distribution Mains	147,739			147,739	146,346	1,393
333	Services	33,619			33,619	31,851	1,768
334	Meters and Meter Installations	25,652			25,652	25,652	0
335	Hydrants	15,608			15,608	4,147	11,461
336	Backflow Prevention Devices	0			0	0	0
339	Other Plant and Misc. Equipment	0			0	0	0
340	Office Furniture and Equipment	0			0	0	0
340.1	Computer & Software	0			0	0	0
341	Transportation Equipment	0			0	0	0
342	Stores Equipment	0			0	0	0
343	Tools, Shop and Garage Equipment	11,251			11,251	3,247	8,004
344	Laboratory Equipment	0			0	0	0
345	Power Operated Equipment	6,000			6,000	800	5,200
346	Communication Equipment	0			0	0	0
347	Miscellaneous Equipment	0			0	0	0
348	Other Tangible Plant	0			0	0	0
	<b>Totals</b>	<b>\$635,756</b>	<b>\$0</b>	<b>\$0</b>	<b>\$635,756</b>	<b>\$526,412</b>	<b>\$109,344</b>

Peoples Valley Water Company  
Annual Report  
Depreciation Expense for the Current Year (Water)  
12/31/21

Depreciation Expense for the Current Year (Water)									
Account No.	Description	Beginning Year Original Cost	Current Year Additions	Current Year Retirements	Adjusted Original Cost	Fully Depreciated/Non- depreciable Plant	Depreciable Plant	Depreciation Percentages	Depreciation Expense
301	Organization	\$0	\$0	\$0	\$0	\$0	\$0	0.00%	\$0
302	Franchises	0	0	0	0	0	0	0.00%	0
303	Land and Land Rights	0	0	0	0	0	0	0.00%	0
304	Structures and Improvements	54,088	0	0	54,088	0	54,088	3.33%	1,801
305	Collecting & Improving Reservoirs	0	0	0	0	0	0	0.00%	0
306	Lake, River, Canal Intakes	0	0	0	0	0	0	0.00%	0
307	Wells and Springs	150,781	0	0	150,781	0	150,781	3.33%	5,021
308	Infiltration Galleries	0	0	0	0	0	0	0.00%	0
309	Supply Mains	0	0	0	0	0	0	0.00%	0
310	Power Generation Equipment	0	0	0	0	0	0	0.00%	0
311	Pumping Equipment	55,392	0	0	55,392	29,536	25,856	0.60%	155
320	Water Treatment Equipment	0	0	0	0	0	0	0.00%	0
320.1	Water Treatment Plants	29,956	0	0	29,956	0	29,956	3.33%	998
320.2	Solution Chemical Feeders	987	0	0	987	987	0	0.00%	0
320.3	Point-of-Use Treatment Devices	0	0	0	0	0	0	0.00%	0
330	Distribution Reservoirs and Standpipes	0	0	0	0	0	0	0.00%	0
330.1	Storage Tanks	104,683	0	0	104,683	104,683	0	0.00%	0
330.2	Pressure Tanks	0	0	0	0	0	0	0.00%	0
331	Transmission and Distribution Mains	147,739	0	0	147,739	0	147,739	2.00%	2,955
333	Services	33,619	0	0	33,619	0	33,619	3.33%	1,120
334	Meters and Meter Installations	25,652	0	0	25,652	25,652	0	0.00%	0
335	Hydrants	15,608	0	0	15,608	0	15,608	2.00%	312
336	Backflow Prevention Devices	0	0	0	0	0	0	0.00%	0
339	Other Plant and Misc. Equipment	0	0	0	0	0	0	0.00%	0
340	Office Furniture and Equipment	0	0	0	0	0	0	0.00%	0
340.1	Computer & Software	0	0	0	0	0	0	0.00%	0
341	Transportation Equipment	0	0	0	0	0	0	0.00%	0
342	Stores Equipment	0	0	0	0	0	0	0.00%	0
343	Tools, Shop and Garage Equipment	11,251	0	0	11,251	0	11,251	5.00%	563
344	Laboratory Equipment	0	0	0	0	0	0	0.00%	0
345	Power Operated Equipment	6,000	0	0	6,000	0	6,000	5.00%	300
346	Communication Equipment	0	0	0	0	0	0	0.00%	0
347	Miscellaneous Equipment	0	0	0	0	0	0	0.00%	0
348	Other Tangible Plant	0	0	0	0	0	0	0.00%	0
	<b>Subtotal</b>	\$635,756	\$0	\$0	\$635,756	\$160,858	\$474,898		\$13,224

Contribution(s) in Aid of Construction (Gross)	\$0
Less: Non Amortizable Contribution(s)	0
Fully Amortized Contribution(s)	0
Amortizable Contribution(s)	<u>\$0</u>
Times: Proposed Amortization Rate	2.78%
<b>Amortization of CIAC</b>	\$0

Less: Amortization of CIAC \$0

**DEPRECIATION EXPENSE** **\$13,224**

Peoples Valley Water Company  
Annual Report  
Balance Sheet Assets  
12/31/21

Balance Sheet Assets				
	Assets		Balance at Beginning of Year (2021)	Balance at End of Year (2021)
Account No.	<b>Current and Accrued Assets</b>			
131	Cash		\$55,342	\$77,860
134	Working Funds		0	0
135	Temporary Cash Investments		0	0
141	Customer Accounts Receivable		20,386	14,705
146	Notes Receivable from Associated Companies		0	0
151	Plant Material and Supplies		856	1,150
162	Prepayments		0	0
174	Miscellaneous Current and Accrued Assets		8,583	6,500
	<b>Total Current and Accrued Assets</b>		<b>\$85,167</b>	<b>\$100,215</b>
Account No.	<b>Fixed Assets</b>			
101	Utility Plant in Service*		\$635,756	\$635,756
103	Property Held for Future Use		0	0
105	Construction Work in Progress		0	0
108	Accumulated Depreciation (enter as negative)*		(509,563)	(526,412)
121	Non-Utility Property		0	12,875
122	Accumulated Depreciation - Non Utility		0	(1,716)
	<b>Total Fixed Assets</b>		<b>\$126,193</b>	<b>\$120,503</b>
	<b>Total Assets</b>		<b>\$211,360</b>	<b>\$220,718</b>

\*Note these items feed automatically from AR3 UPIS Page 4

Peoples Valley Water Company  
Annual Report  
Balance Sheet Liabilities and Owners Equity

Balance Sheet Liabilities and Owners Equity				
	Liabilities		Balance at Beginning of Year (2021)	Balance at End of Year (2021)
Account No.	<b>Current Liabilities</b>			
231	Accounts Payable		\$21,052	\$1,599
232	Notes Payable (Current Portion)		2,173	2,469
234	Notes Payable to Associated Companies		0	0
235	Customer Deposits		400	0
236	Accrued Taxes		0	0
237	Accrued Interest		0	0
242	Miscellaneous Current and Accrued Liabilities		0	1,099
	<b>Total Current Liabilities</b>		<b>\$23,625</b>	<b>\$5,167</b>
	<b>Long Term Debt</b>			
224	Long Term Debt (Notes and Bonds)		\$18,953	\$16,669
	<b>Deferred Credits</b>			
251	Unamortized Premium on Debt		\$0	\$0
252	Advances in Aid of Construction		2,225	1,721
255	Accumulated Deferred Investment Tax Credits		0	0
271	Contributions in Aid of Construction		128,172	128,172
272	Less: Amortization of Contributions		(126,565)	(127,191)
281	Accumulated Deferred Income Tax		0	0
	<b>Total Deferred Credits</b>		<b>\$3,832</b>	<b>\$2,702</b>
	<b>Total Liabilities</b>		<b>\$46,410</b>	<b>\$24,538</b>
	<b>Capital Accounts</b>			
201	Common Stock Issued		\$0	\$0
211	Other Paid-In Capital		273,813	273,813
215	Retained Earnings		(108,863)	(77,633)
218	Proprietary Capital (Sole Props and Partnerships)		0	0
	<b>Total Capital</b>		<b>\$164,950</b>	<b>\$196,180</b>
	<b>Total Liabilities and Capital</b>		<b>\$211,360</b>	<b>\$220,718</b>

**Note: Total liabilities and Capital must match total assets for the beginning and end of the year!**

Peoples Valley Water Company  
Annual Report  
Water Comparative Income Statement  
12/31/21

<b>Water Comparative Income Statement</b>			
Account No.	Calendar Year	Current Year 01/01/2021 - 12/31/2021	Last Year 01/01/2020 - 12/31/2020
	<b>Operating Revenue</b>		
461	Metered Water Revenue	\$150,632	\$148,635
460	Unmetered Water Revenue	0	0
462	Fire Protection Revenue	0	0
469	Guaranteed Revenues (Surcharges)	0	0
471	Miscellaneous Service Revenues	0	0
474	Other Water Revenue	240	930
	<b>Total Revenues</b>	<b>\$150,872</b>	<b>\$149,565</b>
	<b>Operating Expenses</b>		
601	Salaries and Wages	\$0	\$0
604	Employee Pensions and Benefits	0	0
610	Purchased Water	0	0
615	Purchased Power	8,196	10,018
618	Chemicals	3,066	3,209
620	Materials and Supplies	0	0
620.1	Repairs and Maintenance	2,117	18,783
620.2	Office Supplies and Expense	3,293	487
630	Contractual Services	42,496	50,400
631	Contractual Services - Engineering	0	0
632	Contractual Services - Accounting	0	0
633	Contractual Services - Legal	0	0
634	Contractual Services - Management Fees	0	0
635	Contractual Services - Water Testing	240	4,140
636	Contractual Services - Other	25,256	6,500
640	Rents	11,360	11,440
641	Rental of Building/Real Property	0	0
642	Rental of Equipment	0	0
650	Transportation Expenses	0	136
657	Insurance - General Liability	0	0
657.1	Insurance - Health and Life	0	0
665	Regulatory Commission Expense - Rate	0	4,292
670	Bad Debt Expense	5,083	0
675	Miscellaneous Expense	4,582	355
403	Depreciation Expense (From Schedule AR4)	13,224	16,379
408	Taxes Other Than Income	858	0
408.11	Property Taxes	5,600	5,318
409	Income Taxes	0	0
427.1	Customer Security Deposit Interest	0	0
	<b>Total Operating Expenses</b>	<b>\$125,371</b>	<b>\$131,457</b>
	<b>Operating Income / (Loss)</b>	<b>\$25,501</b>	<b>\$18,108</b>
	<b>Other Income / (Expense)</b>		
419	Interest and Dividend Income	\$0	\$0
421	Non-Utility Income	238	2
426	Miscellaneous Non-Utility (Expense)	(354)	0
427	Interest (Expense)	(1,011)	(1,112)
	<b>Total Other Income / (Expense)</b>	<b>(\$1,127)</b>	<b>(\$1,110)</b>
	<b>Net Income / (Loss)</b>	<b>\$24,374</b>	<b>\$16,998</b>



**Full time equivalent employees**

	Direct Company	Allocated	Outside service	Total
President	0.1	0.0	0.0	0.1
Vice-president	0.0	0.0	0.0	0.0
Manager	0.0	0.0	0.0	0.0
Engineering Staff	0.0	0.0	0.2	0.2
System Operator(s)	0.0	0.0	0.0	0.0
Meter reader	0.5	0.0	0.0	0.5
Customer Service	0.0	0.0	0.0	0.0
Accounting	0.0	0.0	0.3	0.3
Business Office	0.0	0.0	0.0	0.0
Rates Department	0.1	0.0	0.0	0.1
Administrative Staff	0.3	0.0	0.0	0.3
Other	0.0	0.0	0.0	0.0
<b>Total</b>	<b>1.0</b>	<b>0.0</b>	<b>0.5</b>	<b>1.5</b>

Peoples Valley Water Company  
Annual Report  
Supplemental Financial Data (Long-Term Debt)  
12/31/21

Supplemental Financial Data (Long-Term Debt)				
	Loan #1	Loan #2	Loan #3	Loan #4
Date Issued	4/15/2019			
Source of Loan	CELESTIAL WATER			
ACC Decision No.	77076			
Reason for Loan	NEW WELL			
Dollar Amt. Issued	\$25,000			
Amount Outstanding	\$21,126			
Date of Maturity	3/31/2029			
Interest Rate	5.00%			
Current Year Interest	\$1,011			
Current Year Principal	\$2,275			

Meter Deposit Balance at Test Year End:	\$0
-----------------------------------------	-----

Meter Deposits Refunded During the Test Year:	\$0
-----------------------------------------------	-----

***List all bonds, notes, loans, and other types of indebtedness in which the proceeds were used in the provision of public utility service. Indebtedness incurred for personal uses by the owner of the utility should not be listed. Input 0 or none if there is nothing to report for that cell.***

## Well and Water Usage

[illegible]

Name of system water delivered to:	PEEPLS VALLEY WATER CO		
ADWR PCC Number:	91-000653.0000		
Source of water delivered to another system	Ground Water		

Name of system water received from	PEEPLES VALLEY WATER CO	
ADWR PCC Number:		91-000653.0000
Source of water received	Ground Water	
Well registry 55# (55-XXXXXX):		

Month	Water withdrawn (gallons)1	Water sold (gallons)2	Water delivered (sold) to other systems (gallons)3	Water received (purchased) from other systems (gallons)4	Estimated authorized use (gallons)5	Purchased Power Expense6	Purchased Power (kWh)7
January	680,000.00	680,000.00	0.00	0.00	680,000.00	\$611	3,360
February	605,000.00	605,000.00	0.00	0.00	605,000.00	417	2,205
March	670,000.00	670,000.00	0.00	0.00	670,000.00	384	2,080
April	765,000.00	765,000.00	0.00	0.00	765,000.00	265	1,704
May	781,294.00	781,294.00	0.00	0.00	781,294.00	292	1,616
June	1,294,701.00	1,294,701.00	0.00	0.00	1,294,701.00	1,061	6,877
July	2,547,180.00	2,547,180.00	0.00	0.00	2,547,180.00	1,198	6,777
August	1,077,600.00	1,077,600.00	0.00	0.00	1,077,600.00	1,029	5,385
September	940,577.00	940,577.00	0.00	0.00	940,577.00	844	4,428
October	1,016,813.00	1,016,813.00	0.00	0.00	1,016,813.00	796	3,237
November	629,910.00	629,910.00	0.00	0.00	629,910.00	647	3,265
December	687,220.00	687,220.00	0.00	0.00	687,220.00	653	3,290
<b>Totals</b>	<b>11,695,295.00</b>	<b>11,695,295.00</b>	<b>0.00</b>	<b>0.00</b>	<b>11,695,295.00</b>	<b>\$8,196</b>	<b>44,224</b>

**If applicable, in the space below please provide a description for all un-metered water use along with amounts:**

1	Water withdrawn - Total gallons of water withdrawn from pumped sources.
2	Water sold - Total gallons from customer meters, and other sales such as construction water.
3	Water delivered (sold) to other systems - Total gallons of water delivered to other systems.
4	Water received (purchased) from other systems - Total gallons of water purchased/received from other systems
5	Estimated authorized use - Total estimated gallons from authorized metered or unmetered use. Authorized uses such as flushing (mains, services and hydrants) draining/cleaning tanks, process, construction fire fighting, etc. Non-authorized use (real losses) are service line breaks and leaks, water main breaks, meter inaccuracies and theft.
6	Enter the total purchased power costs for the power meters associated with this system.
7	Enter the total purchased kWh used by the power meters associated with this system.



<b>Water Utility Plant Description (Continued)</b>
----------------------------------------------------

For the following three items, list the utility owned assets in each category for each system.

<b>TREATMENT EQUIPMENT:</b>	Chlorine injection at both wells and Yardney Separators with 1.0 & 3.0 micron filters at well #2.
<b>STRUCTURES:</b>	Fencing at both well sites and storage tanks, elevated concrete pad at well #2 and material storage buildings at both well sites #1 & #2.
<b>OTHER:</b>	

Provide a calculation used to determine the value of one water equivalent residential connection (ERC).

Use one of the following methods:

- (a) If actual flow data are available from the preceding 12 months, divide the total annual single family residence (SFR) gallons sold by the average number of single family residence customers for the same period and divide the result by
- (b) If no historical flow data are available, use:  

$$ERC = ( \text{Total SFR gallons sold (Omit 000)} / 365 \text{ days} / 350 \text{ gallons per day} )$$

ERC 



  
Method used:

Customer and Other Information	
Name of the System:	PEEPLES VALLEY WATER CO
ADEQ Public Water System Number:	AZ0413078
ADWR PCC Number:	91-000653.0000

Month	Number of Customers				
	Single-Family	Multi-Family	Commercial	Turf/Irrigation	Other Non-Residential
January	211	0	1	0	0
February	211	0	1	0	0
March	213	0	1	0	0
April	216	0	1	0	0
May	218	0	1	0	0
June	225	0	1	0	0
July	224	0	1	0	0
August	224	0	1	0	0
September	219	0	1	0	0
October	221	0	1	0	0
November	224	0	1	0	0
December	222	0	1	0	0

If the system has fire hydrants, what is the fire flow requirements?  GPM for  hrs.

Does the system have chlorination treatment?

Does the Company have an ADWR Gallons Per Capita Per Day (GCPCPD) requirement?

If yes, provide the GPCPD amount:

Is the Water Utility located in an ADWR Active Management Area (AMA)?

If yes, which AMA?

What is the present system connection capacity (in ERCs \*) using existing lines?

What is the future system connection capacity (in ERCs \*) upon service area buildout?

Describe any plans and estimated completion dates for any enlargements or improvements of this system.

\* an ERC is based on the calculation on the bottom of AR9 page 12.

Peoples Valley Water Company  
Annual Report  
Utility Shutoffs / Disconnects  
12/31/21

Utility Shutoffs / Disconnects	
Name of the System:	PEEPLS VALLEY WATER CO
ADEQ Public Water System Number:	AZ0413078
ADWR PCC Number:	91-000653.0000

Month	Termination without Notice R14-2-410.B	Termination with Notice R14-2- 410.C	Other
January	0	0	0
February	0	0	0
March	0	0	0
April	0	0	0
May	5	0	0
June	0	0	0
July	0	0	0
August	0	0	0
September	0	0	0
October	0	0	0
November	0	0	0
December	0	0	0
<b>Total</b>	<b>5</b>	<b>0</b>	<b>0</b>

Other (description):

**Instructions:** Fill out the Grey Cells with the relevent information. Input 0 or none if there is nothing recorded in that account or there is no applicable information to report.

Property Taxes	
----------------	--

Amount of actual property taxes paid during Calendar Year 2021 was
--------------------------------------------------------------------

\$5,600
---------

If no property taxes paid, explain why.

<b>Instructions:</b> Fill out the Grey Cells with the relevant information. Input 0 or none if there is nothing recorded in that account or there is no applicable information to report.
-------------------------------------------------------------------------------------------------------------------------------------------------------------------------------------------



Verification and Sworn Statement (Taxes)

Verification: State of Arizona I, the undersigned of the  
(state name)

County of (county name): Maricopa  
Name (owner or official) title: Navaz Ghaswala, Secretary  
Company name: Peoples Valley Water Company

DO SAY THAT THIS ANNUAL UTILITY PROPERTY TAX AND SALES TAX REPORT TO THE ARIZONA CORPORATION COMMISSION.

FOR THE YEAR ENDING: 12/31/21

HAS BEEN PREPARED UNDER MY DIRECTION, FROM THE ORIGINAL BOOKS, PAPERS AND RECORDS OF SAID UTILITY; THAT I HAVE CAREFULLY EXAMINED THE SAME. AND DECLARE THE SAME TO BE A COMPLETE AND CORRECT STATEMENT OF BUSINESS AND AFFAIRS OF SAID UTILITY FOR THE PERIOD COVERED BY THIS REPORT IN RESPECT TO EACH AND EVERY MATTER AND THING SET FORTH, TO THE BEST OF MY KNOWLEDGE, INFORMATION AND BELIEF.

Sworn Statement: I HEREBY ATTEST THAT ALL PROPERTY TAXES FOR SAID COMPANY ARE CURRENT AND PAID IN FULL.

I HEREBY ATTEST THAT ALL SALES TAXES FOR SAID COMPANY ARE CURRENT AND PAID IN FULL.

Navaz Ghaswala  
signature of owner/official

480-988-8888

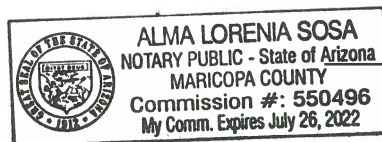
telephone no.

SUBSCRIBED AND SWORN TO BEFORE ME A NOTARY PUBLIC  
IN AND FOR THE COUNTY

THIS 2nd DAY OF May 2022  
(month) and (year)

MY COMMISSION EXPIRES

July 26, 2022  
(date)



Alma Lorenia Sosa  
(signature of notary public)

Verification and Sworn Statement

Verification:

State of Arizona I, the undersigned of the  
(state name)  
County of (county name): Maricopa  
Name (owner or official) title: Navaz Ghaswala, Secretary  
Company name: Peebles Valley Water Company

DO SAY THAT THIS ANNUAL UTILITY PROPERTY TAX AND SALES TAX REPORT TO THE ARIZONA CORPORATION COMMISSION.

FOR THE YEAR ENDING: 12/31/21

HAS BEEN PREPARED UNDER MY DIRECTION, FROM THE ORIGINAL BOOKS, PAPERS AND RECORDS OF SAID UTILITY; THAT I HAVE CAREFULLY EXAMINED THE SAME, AND DECLARE THE SAME TO BE A COMPLETE AND CORRECT STATEMENT OF BUSINESS AND AFFAIRS OF SAID UTILITY FOR THE PERIOD COVERED BY THIS REPORT IN RESPECT TO EACH AND EVERY MATTER AND THING SET FORTH, TO THE BEST OF MY KNOWLEDGE, INFORMATION AND BELIEF.

Sworn Statement: IN ACCORDANCE WITH THE REQUIREMENTS OF TITLE 40, ARTICLE 8, SECTION 40-401, ARIZONA REVISED STATUTES, IT IS HEREIN REPORTED THAT THE GROSS OPERATING REVENUE OF SAID UTILITY DERIVED FROM ARIZONA INTRASTATE UTILITY OPERATIONS DURING THE CALENDAR YEAR WAS:

Arizona Intrastate Gross Operating Revenues Only (\$)

\$160,382

(The amount in the box above includes

\$9,510

in sales taxes  
billed or collected)

Navaz Ghaswala  
signature of owner/official

480-988-8888

telephone no.


SUBSCRIBED AND SWORN TO BEFORE ME A NOTARY PUBLIC  
IN AND FOR THE COUNTY

Maricopa  
(county name)

THIS 2nd DAY OF May 2022  
(month) and (year)

MY COMMISSION EXPIRES

July 26, 2022  
(date)



[Signature]  
(signature of notary public)

**Verification and Sworn Statement (Residential Revenue)**

**Verification:**

State of Arizona I, the undersigned of the  
(state name)

County of (county name): Maricopa  
Name (owner or official) title: Navaz Ghaswala, Secretary  
Company name: Peebles Valley Water Company

DO SAY THAT THIS ANNUAL UTILITY PROPERTY TAX AND SALES TAX REPORT TO THE ARIZONA CORPORATION COMMISSION.

FOR THE YEAR ENDING: 12/31/21

HAS BEEN PREPARED UNDER MY DIRECTION, FROM THE ORIGINAL BOOKS, PAPERS AND RECORDS OF SAID UTILITY; THAT I HAVE CAREFULLY EXAMINED THE SAME, AND DECLARE THE SAME TO BE A COMPLETE AND CORRECT STATEMENT OF BUSINESS AND AFFAIRS OF SAID UTILITY FOR THE PERIOD COVERED BY THIS REPORT IN RESPECT TO EACH AND EVERY MATTER AND THING SET FORTH, TO THE BEST OF MY KNOWLEDGE, INFORMATION AND BELIEF.

**Sworn Statement:** IN ACCORDANCE WITH THE REQUIREMENTS OF TITLE 40, ARTICLE 8, SECTION 40-401, ARIZONA REVISED STATUTES, IT IS HEREIN REPORTED THAT THE GROSS OPERATING REVENUE OF SAID UTILITY DERIVED FROM ARIZONA INTRASTATE UTILITY OPERATIONS RECEIVED FROM RESIDENTIAL CUSTOMERS DURING THE CALENDAR YEAR WAS:

Arizona Intrastate Gross Operating Revenues Only (\$)

\$160,382

(The amount in the box above includes

\$9,510 in sales taxes  
billed or collected)

Navaz Ghaswala  
signature of owner/official


480-988-8888  
telephone no.

SUBSCRIBED AND SWORN TO BEFORE ME A NOTARY PUBLIC  
IN AND FOR THE COUNTY

Maricopa  
(county name)

THIS 2nd DAY OF May 2022  
(month) and (year)

MY COMMISSION EXPIRES July 26, 2022  
(date)



[Signature]  
(signature of notary public)

**Full Gross-up Method for Income Tax Statement of Certification**

**Verification:**

State of Arizona I, the undersigned of the  
(state name)

County of (county name): Maricopa  
Name (owner or official) title: Navaz Ghaswala, Secretary  
Company name: Peoples Valley Water Company

FOR THE YEAR ENDING: 12/31/21

**Sworn Statement:**

IN ACCORDANCE WITH THE REQUIREMENTS OF DECISION NO. 77084, BECAUSE THE UTILITY REQUIRES THE GROSS UP OF ADVANCES AND CONTRIBUTIONS, I HEREBY STATE THAT THE UTILITY HAS INCURRED OR IS EXPECTED TO INCUR A NET INCREASE IN CURRENT INCOME TAX EXPENSE OR A DECREASE IN DEFERRED TAX ASSET FOR A CARRY FORWARD ACCORDING TO GAAP IN AN AMOUNT EQUAL TO OR GREATER THAN THE AMOUNT OF THE REQUIRED GROSS UP PAID BY DEVELOPERS IN THE PERIOD COVERED BY THIS ANNUAL REPORT.

Navaz Ghaswala  
signature of owner/official

480-988-8888

telephone no.

SUBSCRIBED AND SWORN TO BEFORE ME A NOTARY PUBLIC  
IN AND FOR THE COUNTY

Maricopa

(county name)

THIS

2nd


DAY OF

May 2022

(month) and (year)

MY COMMISSION EXPIRES

July 26, 2022  
(date)



[Signature]  
(signature of notary public)