

ANNUAL REPORT

Of

Company Name: Park Water Company, Inc.
PO Box 85160

Mailing Address: Tucson AZ
85754

Docket No.: W-02353A
For the Year Ended: 12/31/20

**RECEIVED
BY EMAIL
4/28/2021, 6:30 PM
ARIZONA CORPORATION COMMISSION
UTILITIES DIVISION**

WATER UTILITY

To

Arizona Corporation Commission

Due on April 15th

Email: Util-Compliance@azcc.gov, mail or deliver the completed Annual Report to:
Arizona Corporation Commission
Compliance Section - Utilities Division
1200 West Washington Street
Phoenix, Arizona 85007

Application Type: Original Filing
Application Date: 4/30/2021

ARIZONA CORPORATION COMMISSION
WATER UTILITY ANNUAL REPORT
Park Water Company, Inc.
A Class Utility

For the Calendar Year Ended: 12/31/20

Primary Address:
City: State: Zip Code:

Telephone Number:

Date of Original Organization of Utility:

Person to whom correspondence should be addressed concerning this report:

Name:
Telephone No. :
Address:
City: State: Zip Code:
Email:

Name:
Telephone No. :
Address:
City: State: Zip Code:
Email:

Name:
Telephone No. :
Address:
City: State: Zip Code:
Email:

Name:
Telephone No. :
Address:
City: State: Zip Code:
Email:

Name:
Telephone No. :
Address:
City: State: Zip Code:
Email:

Ownership:

Counties Served:

ARIZONA CORPORATION COMMISSION
WATER UTILITY ANNUAL REPORT
Park Water Company, Inc.

Important changes during the year	
-----------------------------------	--

No	For those companies not subject to the affiliated interest rules, has there been a change in ownership or direct control during the year?
	If yes, please provide specific details in the box below.
	N/A

No	Has the company been notified by any other regulatory authorities during the year, that they are out of compliance?
	If yes, please provide specific details in the box below.
	N/A

Utility Plant in Service (Water)							
Account No.	Description	Beginning Year Original Cost	Current Year Additions	Current Year Retirements	Adjusted Original Cost	Accumulated Depreciation	OCLD (OC less AD)
301	Organization	\$0			\$0		\$0
302	Franchises				0		0
303	Land and Land Rights	3,000			3,000		3,000
304	Structures and Improvements	1,685			1,685	1,387	298
305	Collecting & Improving Reservoirs				0		0
306	Lake, River, Canal Intakes				0		0
307	Wells and Springs	162,892			162,892	72,971	89,921
308	Infiltration Galleries				0		0
309	Supply Mains				0		0
310	Power Generation Equipment				0		0
311	Pumping Equipment	155,700	406		156,106	136,853	19,253
320	Water Treatment Equipment				0		0
320.1	Water Treatment Plants				0		0
320.2	Solution Chemical Feeders				0		0
320.3	Point-of-Use Treatment Devices				0		0
330	Distribution Reservoirs and Standpipes				0		0
330.1	Storage Tanks	8,852			8,852	3,399	5,453
330.2	Pressure Tanks	554	8,066		8,620	326	8,294
331	Transmission and Distribution Mains	63,476			63,476	22,206	41,270
333	Services	7,423			7,423	749	6,674
334	Meters and Meter Installations	9,973	13,625		23,598	5,380	18,218
335	Hydrants				0		0
336	Backflow Prevention Devices				0		0
339	Other Plant and Misc. Equipment				0		0
340	Office Furniture and Equipment				0		0
340.1	Computer & Software	2,435			2,435	731	1,704
341	Transportation Equipment				0		0
342	Stores Equipment				0		0
343	Tools, Shop and Garage Equipment				0		0
344	Laboratory Equipment				0		0
345	Power Operated Equipment				0		0
346	Communication Equipment				0		0
347	Miscellaneous Equipment				0		0
348	Other Tangible Plant				0		0
	Totals	\$415,990	\$22,097	\$0	\$438,087	\$244,002	\$194,085

Park Water Company, Inc.
Annual Report
Depreciation Expense for the Current Year (Water)
12/31/20

Depreciation Expense for the Current Year (Water)									
Account No.	Description	Beginning Year Original Cost	Current Year Additions	Current Year Retirements	Adjusted Original Cost	Fully Depreciated/Non- depreciable Plant	Depreciable Plant	Depreciation Percentages	Depreciation Expense
301	Organization	\$0	\$0	\$0	\$0	\$0	\$0		\$0
302	Franchises	0	0	0	0		0		0
303	Land and Land Rights	3,000	0	0	3,000	3,000	0		0
304	Structures and Improvements	1,685	0	0	1,685	1,348	337	3.33%	11
305	Collecting & Improving Reservoirs	0	0	0	0		0		0
306	Lake, River, Canal Intakes	0	0	0	0		0		0
307	Wells and Springs	162,892	0	0	162,892	24,943	137,949	3.33%	4,594
308	Infiltration Galleries	0	0	0	0		0		0
309	Supply Mains	0	0	0	0		0		0
310	Power Generation Equipment	0	0	0	0		0		0
311	Pumping Equipment	155,700	406	0	156,106	108,335	47,771	12.50%	5,946
320	Water Treatment Equipment	0	0	0	0		0		0
320.1	Water Treatment Plants	0	0	0	0		0		0
320.2	Solution Chemical Feeders	0	0	0	0		0	20.00%	0
320.3	Point-of-Use Treatment Devices	0	0	0	0		0		0
330	Distribution Reservoirs and Standpipes	0	0	0	0		0		0
330.1	Storage Tanks	8,852	0	0	8,852		8,852	2.22%	197
330.2	Pressure Tanks	554	8,066	0	8,620		8,620	5.00%	229
331	Transmission and Distribution Mains	63,476	0	0	63,476	16,902	46,574	2.00%	931
333	Services	7,423	0	0	7,423		7,423	3.33%	247
334	Meters and Meter Installations	9,973	13,625	0	23,598	1,450	22,148	8.33%	1,277
335	Hydrants	0	0	0	0		0	2.00%	0
336	Backflow Prevention Devices	0	0	0	0		0		0
339	Other Plant and Misc. Equipment	0	0	0	0		0	6.67%	0
340	Office Furniture and Equipment	0	0	0	0		0		0
340.1	Computer & Software	2,435	0	0	2,435		2,435	20.00%	487
341	Transportation Equipment	0	0	0	0		0		0
342	Stores Equipment	0	0	0	0		0		0
343	Tools, Shop and Garage Equipment	0	0	0	0		0		0
344	Laboratory Equipment	0	0	0	0		0		0
345	Power Operated Equipment	0	0	0	0		0		0
346	Communication Equipment	0	0	0	0		0	10.00%	0
347	Miscellaneous Equipment	0	0	0	0		0		0
348	Other Tangible Plant	0	0	0	0		0		0
	Subtotal	\$415,990	\$22,097	\$0	\$438,087	\$155,978	\$282,109		\$13,920

Contribution(s) in Aid of Construction (Gross)	\$27,741
Less: Non Amortizable Contribution(s)	0
Fully Amortized Contribution(s)	0
Amortizable Contribution(s)	\$27,741
Times: Proposed Amortization Rate	2.01%
Amortization of CIAC	\$558

Less: Amortization of CIAC **\$558**

DEPRECIATION EXPENSE **\$13,362**

Park Water Company, Inc.
Annual Report
Balance Sheet Assets
12/31/20

Balance Sheet Assets				
	Assets		Balance at Beginning of Year (2020)	Balance at End of Year (2020)
Account No.	Current and Accrued Assets			
131	Cash		\$74,360	\$56,087
134	Working Funds			
135	Temporary Cash Investments			
141	Customer Accounts Receivable		(99)	1,032
146	Notes Receivable from Associated Companies			
151	Plant Material and Supplies			
162	Prepayments		4,150	4,150
174	Miscellaneous Current and Accrued Assets		19,578	15,119
	Total Current and Accrued Assets		\$97,989	\$76,388
Account No.	Fixed Assets			
101	Utility Plant in Service*		\$415,990	\$438,087
103	Property Held for Future Use			
105	Construction Work in Progress			
108	Accumulated Depreciation (enter as negative)*		(230,082)	(244,002)
121	Non-Utility Property			
122	Accumulated Depreciation - Non Utility			
	Total Fixed Assets		\$185,908	\$194,085
	Total Assets		\$283,897	\$270,473

*Note these items feed automatically from AR3 UPIS Page 4

Park Water Company, Inc.
Annual Report
Balance Sheet Liabilities and Owners Equity

Balance Sheet Liabilities and Owners Equity				
	Liabilities		Balance at Beginning of Year (2020)	Balance at End of Year (2020)
Account No.	Current Liabilities			
231	Accounts Payable		\$2,900	\$8,247
232	Notes Payable (Current Portion)			
234	Notes Payable to Associated Companies			
235	Customer Deposits		3,485	3,605
236	Accrued Taxes		677	761
237	Accrued Interest			
242	Miscellaneous Current and Accrued Liabilities			
	Total Current Liabilities		\$7,062	\$12,613
	Long Term Debt			
224	Long Term Debt (Notes and Bonds)		\$124,980	\$115,155
	Deferred Credits			
251	Unamortized Premium on Debt		\$0	\$0
252	Advances in Aid of Construction		16,411	17,850
255	Accumulated Deferred Investment Tax Credits			
271	Contributions in Aid of Construction		27,741	27,741
272	Less: Amortization of Contributions		(3,379)	(3,937)
281	Accumulated Deferred Income Tax			
	Total Deferred Credits		\$40,773	\$41,654
	Total Liabilities		\$172,815	\$169,422
	Capital Accounts			
201	Common Stock Issued		\$0	\$0
211	Other Paid-In Capital			
215	Retained Earnings		111,082	101,051
218	Proprietary Capital (Sole Props and Partnerships)			
	Total Capital		\$111,082	\$101,051
	Total Liabilities and Capital		\$283,897	\$270,473

Note: Total liabilities and Capital must match total assets for the beginning and end of the year!

Park Water Company, Inc.
Annual Report
Water Comparative Income Statement
12/31/20

Water Comparative Income Statement			
Account No.	Calendar Year	Current Year 01/01/2020 - 12/31/2020	Last Year 01/01/2019 - 12/31/2019
	Operating Revenue		
461	Metered Water Revenue	\$135,783	\$120,909
460	Unmetered Water Revenue		
462	Fire Protection Revenue		
469	Guaranteed Revenues (Surcharges)		
471	Miscellaneous Service Revenues		
474	Other Water Revenue	1,237	1,566
	Total Revenues	\$137,020	\$122,475
	Operating Expenses		
601	Salaries and Wages	\$0	\$0
604	Employee Pensions and Benefits		
610	Purchased Water	219	
615	Purchased Power	11,688	10,726
618	Chemicals	650	194
620	Materials and Supplies		
620.1	Repairs and Maintenance	2,923	5,442
620.2	Office Supplies and Expense	5,319	4,046
630	Contractual Services	3,180	
631	Contractual Services - Engineering	750	3,180
632	Contractual Services - Accounting	5,166	5,515
633	Contractual Services - Legal		6,909
634	Contractual Services - Management Fees	41,012	31,041
635	Contractual Services - Water Testing	3,039	2,226
636	Contractual Services - Other	4,659	4,683
640	Rents		
641	Rental of Building/Real Property		
642	Rental of Equipment	556	742
650	Transportation Expenses	5,110	4,177
657	Insurance - General Liability	5,390	2,990
657.1	Insurance - Health and Life	4,074	4,146
665	Regulatory Commission Expense - Rate		
670	Bad Debt Expense		
675	Miscellaneous Expense	831	703
403	Depreciation Expense (From Schedule AR4)	13,362	11,985
408	Taxes Other Than Income		
408.11	Property Taxes	5,465	5,457
409	Income Taxes	4	2,429
427.1	Customer Security Deposit Interest	141	52
	Total Operating Expenses	\$113,538	\$106,643
	Operating Income / (Loss)	\$23,482	\$15,832
	Other Income / (Expense)		
419	Interest and Dividend Income	\$23	\$3
421	Non-Utility Income	90	81
426	Miscellaneous Non-Utility (Expense)		
427	Interest (Expense)	(4,431)	(4,785)
	Total Other Income / (Expense)	(\$4,318)	(\$4,701)
	Net Income / (Loss)	\$19,164	\$11,131

Park Water Company, Inc.
Annual Report
Full time equivalent employees
12/31/20

Full time equivalent employees

	Direct Company	Allocated	Outside service	Total
President				0.0
Vice-president				0.0
Manager				0.0
Engineering Staff				0.0
System Operator(s)			difficult to	0.0
Meter reader			determine	0.0
Customer Service				0.0
Accounting				0.0
Business Office				0.0
Rates Department				0.0
Administrative Staff				0.0
Other				0.0
Total	0.0	0.0	0.0	0.0

Park Water Company, Inc.
Annual Report
Supplemental Financial Data (Long-Term Debt)
12/31/20

Supplemental Financial Data (Long-Term Debt)				
	Loan #1	Loan #2	Loan #3	Loan #4
Date Issued	7/9/2010			
Source of Loan	WIFA			
ACC Decision No.	71421			
Reason for Loan	New well			
Dollar Amt. Issued	\$198,000			
Amount Outstanding	\$115,155			
Date of Maturity	7/1/2030			
Interest Rate	4.50%			
Current Year Interest	\$4,431			
Current Year Principal	\$9,825			

Meter Deposit Balance at Test Year End:	\$7,148
---	---------

Meter Deposits Refunded During the Test Year:	\$435
---	-------

List all bonds, notes, loans, and other types of indebtedness in which the proceeds were used in the provision of public utility service. Indebtedness incurred for personal uses by the owner of the utility should not be listed. Input 0 or none if there is nothing to report for that cell.

[illegible]

Name of system water delivered to:		
ADWR PCC Number:		N/A
Source of water delivered to another system		

Name of system water received from:	
ADWR PCC Number:	N/A
Source of water received	
Well registry 55# (55-XXXXXX):	

Month	Water withdrawn (gallons)1	Water sold (gallons)2	Water delivered (sold) to other systems (gallons)3	Water received (purchased) from other systems (gallons)4	Estimated authorized use (gallons)5	Purchased Power Expense ⁶	Purchased Power (kWh) ⁷
January	797,715.00	673,678.00	0.00	0.00	0.00	\$638	4,011
February	721,542.00	573,395.00	0.00	0.00	0.00	671	4,266
March	715,930.00	562,125.00	0.00	0.00	0.00	687	4,183
April	939,246.00	742,418.00	0.00	0.00	0.00	700	4,565
May	1,252,446.00	939,946.00	0.00	0.00	0.00	962	6,660
June	1,320,990.00	1,126,713.00	0.00	0.00	0.00	1,076	7,757
July	1,349,091.00	1,091,356.00	0.00	0.00	0.00	1,085	7,824
August	1,418,016.00	1,191,328.00	0.00	0.00	0.00	1,220	9,079
September	1,517,146.00	1,203,755.00	0.00	0.00	0.00	1,298	9,813
October	1,992,938.00	1,584,652.00	0.00	0.00	0.00	1,386	10,643
November	1,311,811.00	1,171,151.00	0.00	0.00	0.00	1,073	7,685
December	1,061,997.00	873,454.00	0.00	0.00	0.00	892	6,003
Totals	14,398,868.00	11,733,971.00	0.00	0.00	0.00	\$11,688	82,489

If applicable, in the space below please provide a description for all un-metered water use along with amounts:

- | | |
|---|---|
| 1 | Water withdrawn - Total gallons of water withdrawn from pumped sources. |
| 2 | Water sold - Total gallons from customer meters, and other sales such as construction water. |
| 3 | Water delivered (sold) to other systems - Total gallons of water delivered to other systems. |
| 4 | Water received (purchased) from other systems - Total gallons of water purchased/received from other systems. |
| 5 | Estimated authorized use - Total estimated gallons from authorized metered or unmetered use. Authorized uses such as flushing (mains, services and hydrants) draining/cleaning tanks, process, construction, fire fighting, etc. Non-authorized use (real losses) are service line breaks and leaks, water main breaks, meter inaccuracies and theft. |
| 6 | Enter the total purchased power costs for the power meters associated with this system. |
| 7 | Enter the total purchased kWh used by the power meters associated with this system. |

Water Utility Plant Description

Name of the System:	PARK WATER CO		
ADEQ Public Water System Number:	AZ0411407		
ADWR PCC Number:	91-000583.0000		

MAINS

[illegible]

CUSTOMER METERS

[illegible]

SERVICE LINES

Material	Percent of system	Year installed
PVC	100%	1982

BOOSTER PUMPS

Horsepower	GPM	Quantity
5	100	1
7.5	150	1
10	200	2

FIRE HYDRANTS

Type	Quantity
Standard *	0
Other	0

STORAGE TANKS

Capacity (gallons)	Material	Quantity	Year installed
12,000	Steel	1	2010
15,000	Steel	1	1982
25,000	Steel	1	1995

PRESSURE/BLADDER TANKS

Capacity (gallons)	Material	Quantity	Year installed
2,000	Steel	1	1982
3,000	Steel	1	1995
3,000	Steel	1	2010

* A standard fire hydrant has two 2.5 inch hose connection nozzles with 7.5 threads per inch, and one 4.5 inch pumper connection nozzle with 4 threads per inch.

Water Utility Plant Description (Continued)
--

For the following three items, list the utility owned assets in each category for each system.

TREATMENT EQUIPMENT:	Chlorinator
STRUCTURES:	N/A
OTHER:	N/A

Provide a calculation used to determine the value of one water equivalent residential connection (ERC).

Use one of the following methods:

- (a) If actual flow data are available from the preceding 12 months, divide the total annual single family residence (SFR) gallons sold by the average number of single family residence customers for the same period and divide the result by 365
- (b) If no historical flow data are available, use:

$$ERC = (\text{Total SFR gallons sold (Omit 000)} / 365 \text{ days} / 350 \text{ gallons per day})$$

ERC	247
Method used:	(a)

Customer and Other Information	
Name of the System:	PARK WATER CO
ADEQ Public Water System Number:	AZ0411407
ADWR PCC Number:	91-000583.0000

Month	Number of Customers				
	Single-Family	Multi-Family	Commercial	Turf/Irrigation	Other Non-Residential
January	127	0	0	0	0
February	128	0	0	0	0
March	127	0	0	0	0
April	130	0	0	0	0
May	131	0	0	0	0
June	131	0	0	0	0
July	132	0	0	0	0
August	130	0	0	0	0
September	130	0	0	0	0
October	132	0	0	0	0
November	133	0	0	0	0
December	131	0	0	0	0

If the system has fire hydrants, what is the fire flow requirements? GPM for hrs.

Does the system have chlorination treatment?

Does the Company have an ADWR Gallons Per Capita Per Day (GPCPD) requirement?

If yes, provide the GPCPD amount:

Is the Water Utility located in an ADWR Active Management Area (AMA)?

If yes, which AMA?

What is the present system connection capacity (in ERCs *) using existing lines?

What is the future system connection capacity (in ERCs *) upon service area buildout?

Describe any plans and estimated completion dates for any enlargements or improvements of this system.

* an ERC is based on the calculation on the bottom of AR9 page 12.

Park Water Company, Inc.
Annual Report
 Utility Shutoffs / Disconnects
 12/31/20

Utility Shutoffs / Disconnects		
Name of the System:	PARK WATER CO	
ADEQ Public Water System Number:		AZ0411407
ADWR PCC Number:		91-000583.0000

Month	Termination without Notice R14-2-410.B	Termination with Notice R14-2- 410.C	Other
January	0	0	0
February	0	0	0
March	0	0	0
April	0	0	0
May	0	0	0
June	0	0	0
July	0	0	0
August	0	0	0
September	0	0	0
October	0	0	0
November	0	0	0
December	0	0	0
Total	0	0	0

Other (description):

N/A

Instructions: Fill out the Grey Cells with the relevant information. Input 0 or none if there is nothing recorded in that account or there is no applicable information to report.

Property Taxes	
----------------	--

Amount of actual property taxes paid during Calendar Year 2020 was
--

\$5,461

If no property taxes paid, explain why.

NA

Instructions: Fill out the Grey Cells with the relevant information. Input 0 or none if there is nothing recorded in that account or there is no applicable information to report.

Verification and Sworn Statement (Taxes)

Verification: State of Arizona I, the undersigned of the
(state name)

County of (county name):

Pima

Name (owner or official) title:

Dorinda Chacon, Manager

Company name:

Park Water Company, Inc.

DO SAY THAT THIS ANNUAL UTILITY PROPERTY TAX AND SALES TAX REPORT TO THE ARIZONA CORPORATION COMMISSION.

FOR THE YEAR ENDING:

12/31/20

HAS BEEN PREPARED UNDER MY DIRECTION, FROM THE ORIGINAL BOOKS, PAPERS AND RECORDS OF SAID UTILITY; THAT I HAVE CAREFULLY EXAMINED THE SAME, AND DECLARE THE SAME TO BE A COMPLETE AND CORRECT STATEMENT OF BUSINESS AND AFFAIRS OF SAID UTILITY FOR THE PERIOD COVERED BY THIS REPORT IN RESPECT TO EACH AND EVERY MATTER AND THING SET FORTH, TO THE BEST OF MY KNOWLEDGE, INFORMATION AND BELIEF.

Sworn Statement: I HEREBY ATTEST THAT ALL PROPERTY TAXES FOR SAID COMPANY ARE CURRENT AND PAID IN FULL.

I HEREBY ATTEST THAT ALL SALES TAXES FOR SAID COMPANY ARE CURRENT AND PAID IN FULL.

Dorinda Chacon

signature of owner/official

(520) 623-5172

telephone no.

SUBSCRIBED AND SWORN TO BEFORE ME A NOTARY PUBLIC
IN AND FOR THE COUNTY

THIS

27th

DAY OF

Pima

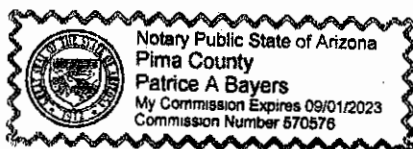
(county name)

April 2021

(month) and (year)

MY COMMISSION EXPIRES

9/01/2023
(date)



Patrice A. Bayers
(signature of notary public)

Verification and Sworn Statement

Verification:

State of Arizona I, the undersigned of the
(state name)

County of (county name):

Pima

Name (owner or official) title:

Dorinda Chacon, Manager

Company name:

Park Water Company, Inc.

DO SAY THAT THIS ANNUAL UTILITY PROPERTY TAX AND SALES TAX REPORT TO THE ARIZONA CORPORATION COMMISSION.

FOR THE YEAR ENDING: 12/31/20

HAS BEEN PREPARED UNDER MY DIRECTION, FROM THE ORIGINAL BOOKS, PAPERS AND RECORDS OF SAID UTILITY; THAT I HAVE CAREFULLY EXAMINED THE SAME, AND DECLARE THE SAME TO BE A COMPLETE AND CORRECT STATEMENT OF BUSINESS AND AFFAIRS OF SAID UTILITY FOR THE PERIOD COVERED BY THIS REPORT IN RESPECT TO EACH AND EVERY MATTER AND THING SET FORTH, TO THE BEST OF MY KNOWLEDGE, INFORMATION AND BELIEF.

Sworn Statement: IN ACCORDANCE WITH THE REQUIREMENTS OF TITLE 40, ARTICLE 8, SECTION 40-401, ARIZONA REVISED STATUTES, IT IS HEREIN REPORTED THAT THE GROSS OPERATING REVENUE OF SAID UTILITY DERIVED FROM ARIZONA INTRASTATE UTILITY OPERATIONS DURING THE CALENDAR YEAR WAS:

Arizona Intrastate Gross Operating Revenues Only (\$)

\$147,109

(The amount in the box above includes

\$10,089

in sales taxes

billed or collected)

Dorinda Chacon

signature of owner/official

(520) 623-5172

telephone no.

SUBSCRIBED AND SWORN TO BEFORE ME A NOTARY PUBLIC
IN AND FOR THE COUNTY

THIS

27th

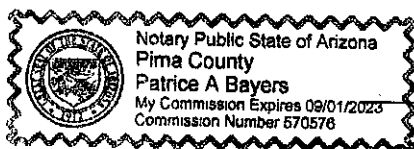
DAY OF

Pima
(county name)

April 2021
(month) and (year)

MY COMMISSION EXPIRES

9/01/2023
(date)



Patrice A. Bayers
(signature of notary public)

Verification and Sworn Statement (Residential Revenue)

Verification:

State of Arizona I, the undersigned of the
(state name)

County of (county name): Pima
Name (owner or official) title: Dorinda Chacon, Manager
Company name: Park Water Company, Inc.

DO SAY THAT THIS ANNUAL UTILITY PROPERTY TAX AND SALES TAX REPORT TO THE ARIZONA CORPORATION COMMISSION.

FOR THE YEAR ENDING: 12/31/20

HAS BEEN PREPARED UNDER MY DIRECTION, FROM THE ORIGINAL BOOKS, PAPERS AND RECORDS OF SAID UTILITY; THAT I HAVE CAREFULLY EXAMINED THE SAME, AND DECLARE THE SAME TO BE A COMPLETE AND CORRECT STATEMENT OF BUSINESS AND AFFAIRS OF SAID UTILITY FOR THE PERIOD COVERED BY THIS REPORT IN RESPECT TO EACH AND EVERY MATTER AND THING SET FORTH, TO THE BEST OF MY KNOWLEDGE, INFORMATION AND BELIEF.

Sworn Statement: IN ACCORDANCE WITH THE REQUIREMENTS OF TITLE 40, ARTICLE 8, SECTION 40-401, ARIZONA REVISED STATUTES, IT IS HEREIN REPORTED THAT THE GROSS OPERATING REVENUE OF SAID UTILITY DERIVED FROM ARIZONA INTRASTATE UTILITY OPERATIONS RECEIVED FROM RESIDENTIAL CUSTOMERS DURING THE CALENDAR YEAR WAS:

Arizona Intrastate Gross Operating Revenues Only (\$)

\$147,109

(The amount in the box above includes

\$10,089 in sales taxes

billed or collected)

Dorinda Chacon

signature of owner/official

(520) 623-5172

telephone no.

SUBSCRIBED AND SWORN TO BEFORE ME A NOTARY PUBLIC
IN AND FOR THE COUNTY

Pima
(county name)

THIS


27th

DAY OF

April 2021
(month) and (year)

MY COMMISSION EXPIRES

9/01/2023
(date)



Patrice A. Bayers
(signature of notary public)