

RECEIVED  
UTILITIES DIVISION

2020 SEP 15 P 1:41

**ANNUAL REPORT**

ARIZONA CORPORATION  
COMMISSION

Of

Company Name: **Oatman Water Company, L.L.C.**

c/o Steve Anderson

Mailing Address: 9184 N. 81st St.  
Scottsdale AZ  
85258

Docket No.: W-04069A

For the Year Ended: 12/31/19

ARIZONA  
CORPORATION COMMISSION

SEP 16 2020

RECEIVED  
SECURITY STATION

**WATER UTILITY**

To

Arizona Corporation Commission

**Due on April 15th**

Email: [rdelafuente@azcc.gov](mailto:rdelafuente@azcc.gov), mail or deliver the completed Annual Report to:

Arizona Corporation Commission  
Compliance Section - Utilities Division  
1200 West Washington Street  
Phoenix, Arizona 85007

Application Type: Original Filing

Application Date: 9/15/2020

ARIZONA CORPORATION COMMISSION  
WATER UTILITY ANNUAL REPORT  
Oatman Water Company, L.L.C.  
A Class ☐ Utility

For the Calendar Year Ended: 12/31/19

Primary Address: 9184 North 81st Street  
City: Scottsdale State: Arizona Zip Code: 85258

Telephone Number: 602-690-0615

Date of Original Organization of Utility: 3/24/1905

Person to whom correspondence should be addressed concerning this report:

Name: Stephen Anderson  
Telephone No. : 602-690-0615  
Address: 9184 North 81st Street  
City: Scottsdale State: Arizona Zip Code: 85258  
Email: sca6@cox.net

Regulatory Contact  
Name: Stephen Anderson  
Telephone No. : 602-690-0615  
Address: 9184 North 81st Street  
City: Scottsdale State: Arizona Zip Code: 85258  
Email: sca6@cox.net

Management Contact  
Name: Stephen Anderson  
Telephone No. : 602-690-0615  
Address: 9184 North 81st Street  
City: Scottsdale State: Arizona Zip Code: 85258  
Email: sca6@cox.net

Owner  
Name: Stephen Anderson  
Telephone No. : 602-690-0615  
Address: 9184 North 81st Street  
City: Scottsdale State: Arizona Zip Code: 85258  
Email: sca6@cox.net

NA  
Name: Stephen Anderson  
Telephone No. : 602-690-0615  
Address: 9184 North 81st Street  
City: Scottsdale State: Arizona Zip Code: 85258  
Email: sca6@cox.net

Ownership: Limited Liability Company ("LLC")

Counties Served: Mohave

ARIZONA CORPORATION COMMISSION  
WATER UTILITY ANNUAL REPORT  
Oatman Water Company, L.L.C.

Important changes during the year
-----------------------------------

No	For those companies not subject to the affiliated interest rules, has there been a change in ownership or direct control during the year?
	If yes, please provide specific details in the box below.
	NO

No	Has the company been notified by any other regulatory authorities during the year, that they are out of compliance?
	If yes, please provide specific details in the box below.
	NO

Utility Plant in Service (Water)							
Account No.	Description	Beginning Year Original Cost	Current Year Additions	Current Year Retirements	Adjusted Original Cost	Accumulated Depreciation	OCLD (OC less AD)
301	Organization	\$0	\$0	\$0	\$0	\$0	\$0
302	Franchises	0	0	0	0	0	0
303	Land and Land Rights	0	0	0	0	0	0
304	Structures and Improvements	0	0	0	0	0	0
305	Collecting & Improving Reservoirs	0	0	0	0	0	0
306	Lake, River, Canal Intakes	0	0	0	0	0	0
307	Wells and Springs	82,099	0	0	82,099	4,606	77,493
308	Infiltration Galleries	0	0	0	0	0	0
309	Supply Mains	0	0	0	0	0	0
310	Power Generation Equipment	0	0	0	0	0	0
311	Pumping Equipment	0	0	0	0	0	0
320	Water Treatment Equipment	0	0	0	0	0	0
320.1	Water Treatment Plants	0	0	0	0	0	0
320.2	Solution Chemical Feeders	0	0	0	0	0	0
320.3	Point-of-Use Treatment Devices	0	0	0	0	0	0
330	Distribution Reservoirs and Standpipes	0	0	0	0	0	0
330.1	Storage Tanks	48,029	0	0	48,029	26,985	21,044
330.2	Pressure Tanks	0	0	0	0	0	0
331	Transmission and Distribution Mains	0	0	0	0	0	0
333	Services	0	0	0	0	0	0
334	Meters and Meter Installations	0	0	0	0	0	0
335	Hydrants	0	0	0	0	0	0
336	Backflow Prevention Devices	0	0	0	0	0	0
339	Other Plant and Misc. Equipment	0	0	0	0	0	0
340	Office Furniture and Equipment	0	0	0	0	0	0
340.1	Computer & Software	0	0	0	0	0	0
341	Transportation Equipment	35,000	0	35,000	0	0	0
342	Stores Equipment	0	0	0	0	0	0
343	Tools, Shop and Garage Equipment	0	0	0	0	0	0
344	Laboratory Equipment	0	0	0	0	0	0
345	Power Operated Equipment	0	0	0	0	0	0
346	Communication Equipment	0	0	0	0	0	0
347	Miscellaneous Equipment	0	0	0	0	0	0
348	Other Tangible Plant	133,341	0	0	133,341	80,087	53,254
	<b>Totals</b>	<b>\$298,469</b>	<b>\$0</b>	<b>\$35,000</b>	<b>\$263,469</b>	<b>\$111,678</b>	<b>\$151,791</b>

Oatman Water Company, L.L.C.  
Annual Report  
Depreciation Expense for the Current Year (Water)  
12/31/19

Depreciation Expense for the Current Year (Water)									
Account No.	Description	Beginning Year Original Cost	Current Year Additions	Current Year Retirements	Adjusted Original Cost	Fully Depreciated/Non- depreciable Plant	Depreciable Plant	Depreciation Percentages	Depreciation Expense
301	Organization	\$0	\$0	\$0	\$0	\$0	\$0	0.00%	\$0
302	Franchises	0	0	0	0	0	0	0.00%	0
303	Land and Land Rights	0	0	0	0	0	0	0.00%	0
304	Structures and Improvements	0	0	0	0	0	0	0.00%	0
305	Collecting & Improving Reservoirs	0	0	0	0	0	0	0.00%	0
306	Lake, River, Canal Intakes	0	0	0	0	0	0	0.00%	0
307	Wells and Springs	82,099	0	0	82,099	0	82,099	3.33%	2,734
308	Infiltration Galleries	0	0	0	0	0	0	0.00%	0
309	Supply Mains	0	0	0	0	0	0	0.00%	0
310	Power Generation Equipment	0	0	0	0	0	0	0.00%	0
311	Pumping Equipment	0	0	0	0	0	0	0.00%	0
320	Water Treatment Equipment	0	0	0	0	0	0	0.00%	0
320.1	Water Treatment Plants	0	0	0	0	0	0	0.00%	0
320.2	Solution Chemical Feeders	0	0	0	0	0	0	0.00%	0
320.3	Point-of-Use Treatment Devices	0	0	0	0	0	0	0.00%	0
330	Distribution Reservoirs and Standpipes	0	0	0	0	0	0	0.00%	0
330.1	Storage Tanks	48,029	0	0	48,029	0	48,029	3.33%	1,599
330.2	Pressure Tanks	0	0	0	0	0	0	0.00%	0
331	Transmission and Distribution Mains	0	0	0	0	0	0	0.00%	0
333	Services	0	0	0	0	0	0	0.00%	0
334	Meters and Meter Installations	0	0	0	0	0	0	0.00%	0
335	Hydrants	0	0	0	0	0	0	0.00%	0
336	Backflow Prevention Devices	0	0	0	0	0	0	0.00%	0
339	Other Plant and Misc. Equipment	0	0	0	0	0	0	0.00%	0
340	Office Furniture and Equipment	0	0	0	0	0	0	0.00%	0
340.1	Computer & Software	0	0	0	0	0	0	0.00%	0
341	Transportation Equipment	35,000	0	35,000	0	0	0	0.00%	0
342	Stores Equipment	0	0	0	0	0	0	0.00%	0
343	Tools, Shop and Garage Equipment	0	0	0	0	0	0	0.00%	0
344	Laboratory Equipment	0	0	0	0	0	0	0.00%	0
345	Power Operated Equipment	0	0	0	0	0	0	0.00%	0
346	Communication Equipment	0	0	0	0	0	0	0.00%	0
347	Miscellaneous Equipment	0	0	0	0	0	0	0.00%	0
348	Other Tangible Plant	133,341	0	0	133,341	0	133,341	3.33%	4,440
	<b>Subtotal</b>	<b>\$298,469</b>	<b>\$0</b>	<b>\$35,000</b>	<b>\$263,469</b>	<b>\$0</b>	<b>\$263,469</b>		<b>\$8,774</b>

Contribution(s) in Aid of Construction (Gross)	\$0
Less: Non Amortizable Contribution(s)	0
Fully Amortized Contribution(s)	0
Amortizable Contribution(s)	\$0
Times: Proposed Amortization Rate	3.33%
<b>Amortization of CIAC</b>	<b>\$0</b>

Less: Amortization of CIAC \$0

**DEPRECIATION EXPENSE** **\$8,774**

Oatman Water Company, L.L.C.  
Annual Report  
Balance Sheet Assets  
12/31/19

Balance Sheet Assets				
	Assets		Balance at Beginning of Year (2019)	Balance at End of Year (2019)
Account No.	<b>Current and Accrued Assets</b>			
131	Cash		\$3,874	\$15,037
134	Working Funds		0	0
135	Temporary Cash Investments		0	0
141	Customer Accounts Receivable		9,882	11,002
146	Notes Receivable from Associated Companies		0	0
151	Plant Material and Supplies		500	500
162	Prepayments		0	0
174	Miscellaneous Current and Accrued Assets		0	0
	<b>Total Current and Accrued Assets</b>		<b>\$14,256</b>	<b>\$26,539</b>
Account No.	<b>Fixed Assets</b>			
101	Utility Plant in Service*		\$298,469	\$263,469
103	Property Held for Future Use		0	
105	Construction Work in Progress		0	
108	Accumulated Depreciation (enter as negative)*		(137,905)	(111,678)
121	Non-Utility Property		0	0
122	Accumulated Depreciation - Non Utility		0	0
	<b>Total Fixed Assets</b>		<b>\$160,564</b>	<b>\$151,791</b>
	<b>Total Assets</b>		<b>\$174,820</b>	<b>\$178,330</b>

\*Note these items feed automatically from AR3 UPIS Page 4

Oatman Water Company, L.L.C.  
Annual Report  
Balance Sheet Liabilities and Owners Equity

Balance Sheet Liabilities and Owners Equity				
	Liabilities		Balance at Beginning of Year (2019)	Balance at End of Year (2019)
Account No.	Current Liabilities			
231	Accounts Payable		\$3,000	\$0
232	Notes Payable (Current Portion)		10,012	10,459
234	Notes Payable to Associated Companies			
235	Customer Deposits		100	200
236	Accrued Taxes		485	1,113
237	Accrued Interest			
242	Miscellaneous Current and Accrued Liabilities		108,733	125,289
	<b>Total Current Liabilities</b>		<b>\$122,330</b>	<b>\$137,061</b>
	Long Term Debt			
224	Long Term Debt (Notes and Bonds)		\$20,252	\$9,793
	Deferred Credits			
251	Unamortized Premium on Debt			
252	Advances in Aid of Construction			
255	Accumulated Deferred Investment Tax Credits			
271	Contributions in Aid of Construction			
272	Less: Amortization of Contributions			
281	Accumulated Deferred Income Tax			
	<b>Total Deferred Credits</b>		<b>\$0</b>	<b>\$0</b>
	<b>Total Liabilities</b>		<b>\$142,582</b>	<b>\$146,854</b>
	Capital Accounts			
201	Common Stock Issued		\$100,000	\$100,000
211	Other Paid-In Capital		50,000	50,000
215	Retained Earnings		(117,762)	(118,523)
218	Proprietary Capital (Sole Props and Partnerships)			
	<b>Total Capital</b>		<b>\$32,238</b>	<b>\$31,477</b>
	<b>Total Liabilities and Capital</b>		<b>\$174,820</b>	<b>\$178,330</b>

**Note: Total liabilities and Capital must match total assets for the beginning and end of the year!**

Oatman Water Company, L.L.C.  
Annual Report  
Water Comparative Income Statement  
12/31/19

Water Comparative Income Statement			
Account No.	Calendar Year	Current Year 01/01/2019 - 12/31/2019	Last Year 01/01/2018 - 12/31/2018
	<b>Operating Revenue</b>		
461	Metered Water Revenue	\$85,777	\$84,014
460	Unmetered Water Revenue	0	0
462	Fire Protection Revenue	0	0
469	Guaranteed Revenues (Surcharges)	0	0
471	Miscellaneous Service Revenues	33	33
474	Other Water Revenue	40	420
	<b>Total Revenues</b>	<b>\$85,850</b>	<b>\$84,467</b>
	<b>Operating Expenses</b>		
601	Salaries and Wages	\$0	\$0
604	Employee Pensions and Benefits	0	0
610	Purchased Water	0	0
615	Purchased Power	10,642	11,179
618	Chemicals	0	0
620	Materials and Supplies	551	2,688
620.1	Repairs and Maintenance	6,516	16,467
620.2	Office Supplies and Expense	3,397	1,586
630	Contractual Services	0	0
631	Contractual Services - Engineering	0	0
632	Contractual Services - Accounting	3,600	3,600
633	Contractual Services - Legal	0	0
634	Contractual Services - Management Fees	7,500	7,500
635	Contractual Services - Water Testing	2,426	1,663
636	Contractual Services - Other	11,110	11,361
640	Rents	0	0
641	Rental of Building/Real Property	14,400	14,400
642	Rental of Equipment	0	0
650	Transportation Expenses	7,308	0
657	Insurance - General Liability	1,671	0
657.1	Insurance - Health and Life	0	0
665	Regulatory Commission Expense - Rate	0	0
670	Bad Debt Expense	1,820	3,570
675	Miscellaneous Expense	2,256	0
403	Depreciation Expense (From Schedule AR4)	8,774	8,045
408	Taxes Other Than Income	0	0
408.11	Property Taxes	2,973	2,343
409	Income Taxes	0	0
427.1	Customer Security Deposit Interest	0	0
	<b>Total Operating Expenses</b>	<b>\$84,945</b>	<b>\$84,402</b>
	<b>Operating Income / (Loss)</b>	<b>\$905</b>	<b>\$65</b>
	<b>Other Income / (Expense)</b>		
419	Interest and Dividend Income	\$0	\$0
421	Non-Utility Income	0	0
426	Miscellaneous Non-Utility (Expense)	0	0
427	Interest (Expense)	(1,668)	(2,102)
	<b>Total Other Income / (Expense)</b>	<b>(\$1,668)</b>	<b>(\$2,102)</b>
	<b>Net Income / (Loss)</b>	<b>(\$762)</b>	<b>(\$2,037)</b>



Oatman Water Company, L.L.C.  
Annual Report  
Full time equivalent employees  
12/31/19

<b>Full time equivalent employees</b>
---------------------------------------

	Direct Company	Allocated	Outside service	Total
President	0.0	0.0	0.2	0.2
Vice-president	0.0	0.0	0.0	0.0
Manager	0.0	0.0	0.2	0.2
Engineering Staff	0.0	0.0	0.0	0.0
System Operator(s)	0.0	0.0	0.0	0.0
Meter reader	0.0	0.0	0.1	0.1
Customer Service	0.0	0.0	0.0	0.0
Accounting	0.0	0.0	0.2	0.2
Business Office	0.0	0.0	0.0	0.0
Rates Department	0.0	0.0	0.0	0.0
Administrative Staff	0.0	0.0	0.0	0.0
Other	0.0	0.0	0.5	0.5
<b>Total</b>	0.0	0.0	1.2	1.2

Oatman Water Company, L.L.C.  
Annual Report  
Supplemental Financial Data (Long-Term Debt)  
12/31/19

Supplemental Financial Data (Long-Term Debt)				
	Loan #1	Loan #2	Loan #3	Loan #4
Date Issued	11/24/2002			
Source of Loan	WIFA			
ACC Decision No.	63626			
Reason for Loan	IMPROVEMENT			
Dollar Amt. Issued	\$163,500			
Amount Outstanding	\$32,730			
Date of Maturity	12/1/2022			
Interest Rate	4.38%			
Current Year Interest	\$1,668			
Current Year Principal	\$10,012			

Meter Deposit Balance at Test Year End:	\$200
---	-------

--	--

***List all bonds, notes, loans, and other types of indebtedness in which the proceeds were used in the provision of public utility service. Indebtedness incurred for personal uses by the owner of the utility should not be listed. Input 0 or none if there is nothing to report for that cell.***

Oatman Water Company, L.L.C.  
Annual Report  
Supplemental Financial Data (Long-Term Debt)  
12/31/19

Supplemental Financial Data (Long-Term Debt)				
	Loan #1	Loan #2	Loan #3	Loan #4
Date Issued	11/24/2002			
Source of Loan	WIFA			
ACC Decision No.	63626			
Reason for Loan	IMPROVEMENT			
Dollar Amt. Issued	\$163,500			
Amount Outstanding	\$32,730			
Date of Maturity	12/1/2022			
Interest Rate	4.38%			
Current Year Interest	\$1,668			
Current Year Principal	\$10,012			

Meter Deposit Balance at Test Year End:	\$200
---	-------

--	--

*List all bonds, notes, loans, and other types of indebtedness in which the proceeds were used in the provision of public utility service. Indebtedness incurred for personal uses by the owner of the utility should not be listed. Input 0 or none if there is nothing to report for that cell.*

Oatman Water Company, L.L.C.  
Annual Report  
Well and Water Usage  
12/31/19

### Well and Water Usage

[illegible]

Name of system water delivered to:	NA
ADWR PCC Number:	#N/A
Source of water delivered to another system	NA

Name of system water received from:	NA	
ADWR PCC Number:	#N/A	
Source of water received	NA	
Well registry 55# (55-XXXXXX):		

Month	Water withdrawn (gallons)1	Water sold (gallons)2	Water delivered (sold) to other systems (gallons)3	Water received (purchased) from other systems (gallons)4	Estimated authorized use (gallons)5	Purchased Power Expense <sup>6</sup>	Purchased Power (kWh) <sup>7</sup>
January	316,570.00	0.00	0.00	0.00	0.00	\$774	not available
February	229,700.00	0.00	0.00	0.00	0.00	1,003	not available
March	329,790.00	0.00	0.00	0.00	0.00	1,023	not available
April	264,410.00	0.00	0.00	0.00	0.00	1,011	not available
May	331,920.00	0.00	0.00	0.00	0.00	1,021	not available
June	286,670.00	0.00	0.00	0.00	0.00	875	not available
July	302,805.00	0.00	0.00	0.00	0.00	768	not available
August	363,135.00	0.00	0.00	0.00	0.00	767	not available
September	332,960.00	0.00	0.00	0.00	0.00	857	not available
October	263,440.00	0.00	0.00	0.00	0.00	889	not available
November	260,210.00	0.00	0.00	0.00	0.00	800	not available
December	360,470.00	0.00	0.00	0.00	0.00	855	not available
<b>Totals</b>	<b>3,642,080.00</b>	<b>0.00</b>	<b>0.00</b>	<b>0.00</b>	<b>0.00</b>	<b>\$10,642</b>	<b>0</b>

**If applicable, in the space below please provide a description for all un-metered water use along with amounts:**

N/A
-----

- 1 Water withdrawn - Total gallons of water withdrawn from pumped sources.
- 2 Water sold - Total gallons from customer meters, and other sales such as construction water.
- 3 Water delivered (sold) to other systems - Total gallons of water delivered to other systems.
- 4 Water received (purchased) from other systems - Total gallons of water purchased/received from other systems.
- 5 Estimated authorized use - Total estimated gallons from authorized metered or unmetered use. Authorized uses such as flushing (mains, services and hydrants) draining/cleaning tanks, process, construction, fire fighting, etc. Non-authorized use (real losses) are service line breaks and leaks, water main breaks, meter inaccuracies and theft.
- 6 Enter the total purchased power costs for the power meters associated with this system.
- 7 Enter the total purchased kWh used by the power meters associated with this system.

Water Utility Plant Description			
Name of the System:	Oatman Water Company		
ADEQ Public Water System Number:	AZ0408001		
ADWR PCC Number:	91-000307.0000		

MAINS		
Sizes (inches)	Material	Length (feet)
1.00	PVC	4,200
1.50	PVC	3,000
2.00	PVC	4,000
3.00	PVC	4,000
4.00	ACP, C900	1,600
4.00	Ductile Iron	800
3.00	HDPE	3,000
NA	NA	0
NA	NA	0
NA	NA	0
NA	NA	0
NA	NA	0
NA	NA	0
NA	NA	0

SERVICE LINES			
Material	Percent of system	Year installed	
PVC	<5%	VAR	
NA	0%	0	
NA	0%	0	
NA	0%	0	
NA	0%	0	

BOOSTER PUMPS		
Horsepower	GPM	Quantity

STORAGE TANKS			
Capacity (gallons)	Material	Quantity	Year installed
50,000	steel	1	2002
55,000	steel	1	1910

CUSTOMER METERS			
Size (inches)	Quantity	Percent over 1,00,000 gallons	Percent over 10 years old
5/8 X 3/4	96	0%	0%
1	1	100%	0%
NA	0	0%	0%
NA	0	0%	0%
NA	0	0%	0%
NA	0	0%	0%
NA	0	0%	0%
NA	0	0%	0%
NA	0	0%	0%
NA	0	0%	0%
NA	0	0%	0%
NA	0	0%	0%
NA	0	0%	0%
NA	0	0%	0%
NA	0	0%	0%
NA	0	0%	0%

FIRE HYDRANTS	
Type	Quantity
Standard *	0
Other	0

PRESSURE/BLADDER TANKS			
Capacity (gallons)	Material	Quantity	Year installed

\* A standard fire hydrant has two 2.5 inch hose connection nozzles with 7.5 threads per inch, and one 4.5 inch pumper connection nozzle with 4 threads per inch.

Water Utility Plant Description (Continued)
---

For the following three items, list the utility owned assets in each category for each system.

TREATMENT EQUIPMENT:	ULTRA VIOLET LIGHT DEVICE
----------------------	---------------------------

STRUCTURES:	NONE
-------------	------

OTHER:	NONE
--------	------

Provide a calculation used to determine the value of one water equivalent residential connection (ERC).

Use one of the following methods:

- (a) If actual flow data are available from the preceding 12 months, divide the total annual single family residence (SFR) gallons sold by the average number of single family residence customers for the same period and divide the result by 365
- (b) If no historical flow data are available, use:  

$$ERC = ( \text{Total SFR gallons sold (Omit 000)} / 365 \text{ days} / 350 \text{ gallons per day} )$$

ERC	GAL SOLD 2418000
Method used:	(b)

Oatman Water Company, L.L.C.  
Annual Report  
Utility Shutoffs / Disconnects  
12/31/19

Utility Shutoffs / Disconnects		
Name of the System:	OATMAN WATER COMPANY	
ADEQ Public Water System Number:		AZ0408001
ADWR PCC Number:		91-000307.0000

Month	Termination without Notice R14-2-410.B	Termination with Notice R14-2- 410.C	Other
January	0	0	0
February	0	0	0
March	0	0	0
April	0	0	0
May	0	0	0
June	0	0	0
July	0	0	0
August	0	0	0
September	0	1	0
October	0	0	0
November	0	0	0
December	0	0	0
<b>Total</b>	<b>0</b>	<b>1</b>	<b>0</b>

Other (description):

NONE
------

**Instructions:** Fill out the Grey Cells with the relevent information. Input 0 or none if there is nothing recorded in that account or there is no applicable information to report.

Oatman Water Company, L.L.C.  
Annual Report  
Property Taxes  
12/31/19

Property Taxes	
----------------	--

Amount of actual property taxes paid during Calendar Year 2019 was
--

\$2,973
---------

If no property taxes paid, explain why.
---

N/A
-----

<b>Instructions:</b> Fill out the Grey Cells with the relevant information. Input 0 or none if there is nothing recorded in that account or there is no applicable information to report.
---



Verification and Sworn Statement (Taxes)

Verification: State of ARIZONA I, the undersigned of the  
(state name)

County of (county name): MARICOPA  
Name (owner or official) title: STEVE ANDERSON, MANAGING MEMBER  
Company name: Oatman Water Company, L.L.C.

DO SAY THAT THIS ANNUAL UTILITY PROPERTY TAX AND SALES TAX REPORT TO THE ARIZONA CORPORATION COMMISSION.

FOR THE YEAR ENDING: 12/31/19

HAS BEEN PREPARED UNDER MY DIRECTION, FROM THE ORIGINAL BOOKS, PAPERS AND RECORDS OF SAID UTILITY; THAT I HAVE CAREFULLY EXAMINED THE SAME, AND DECLARE THE SAME TO BE A COMPLETE AND CORRECT STATEMENT OF BUSINESS AND AFFAIRS OF SAID UTILITY FOR THE PERIOD COVERED BY THIS REPORT IN RESPECT TO EACH AND EVERY MATTER AND THING SET FORTH, TO THE BEST OF MY KNOWLEDGE, INFORMATION AND BELIEF.

Sworn Statement: I HEREBY ATTEST THAT ALL PROPERTY TAXES FOR SAID COMPANY ARE CURRENT AND PAID IN FULL.

I HEREBY ATTEST THAT ALL SALES TAXES FOR SAID COMPANY ARE CURRENT AND PAID IN FULL.



signature of owner/official

928-768-9185

telephone no.

RECEIVED  
UTILITIES DIVISION  
2020 SEP 15 P 1:42  
ARIZONA CORPORATION  
COMMISSION

SUBSCRIBED AND SWORN TO BEFORE ME A NOTARY PUBLIC  
IN AND FOR THE COUNTY

THIS

15<sup>th</sup>

DAY OF


Maricopa

(county name)

Sept 2020  
(month) and (year)

MY COMMISSION EXPIRES

12/25/2021  
(date)



  
(signature of notary public)

Verification and Sworn Statement

Verification:

State of ARIZONA I, the undersigned of the  
(state name)  
County of (county name): MARICOPA  
Name (owner or official) title: STEVE ANDERSON, MANAGING MEMBER  
Company name: Oatman Water Company, L.L.C.

DO SAY THAT THIS ANNUAL UTILITY PROPERTY TAX AND SALES TAX REPORT TO THE ARIZONA CORPORATION COMMISSION.

FOR THE YEAR ENDING: 12/31/19

HAS BEEN PREPARED UNDER MY DIRECTION, FROM THE ORIGINAL BOOKS, PAPERS AND RECORDS OF SAID UTILITY; THAT I HAVE CAREFULLY EXAMINED THE SAME, AND DECLARE THE SAME TO BE A COMPLETE AND CORRECT STATEMENT OF BUSINESS AND AFFAIRS OF SAID UTILITY FOR THE PERIOD COVERED BY THIS REPORT IN RESPECT TO EACH AND EVERY MATTER AND THING SET FORTH, TO THE BEST OF MY KNOWLEDGE, INFORMATION AND BELIEF.

Sworn Statement: IN ACCORDANCE WITH THE REQUIREMENTS OF TITLE 40, ARTICLE 8, SECTION 40-401, ARIZONA REVISED STATUTES, IT IS HEREIN REPORTED THAT THE GROSS OPERATING REVENUE OF SAID UTILITY DERIVED FROM ARIZONA INTRASTATE UTILITY OPERATIONS DURING THE CALENDAR YEAR WAS:

Arizona Intrastate Gross Operating Revenues Only (\$)

\$88,486

(The amount in the box above includes

\$4,889 in sales taxes  
billed or collected)

RECEIVED  
UTILITIES DIVISION  
2020 SEP 15 P 1:42  
ARIZONA CORPORATION  
COMMISSION



signature of owner/official

928-768-9185

telephone no.

SUBSCRIBED AND SWORN TO BEFORE ME A NOTARY PUBLIC  
IN AND FOR THE COUNTY

THIS

15<sup>th</sup>

DAY OF


Maricopa

(county name)

Sept 2020  
(month) and (year)

MY COMMISSION EXPIRES

12/25/2022  
(date)



  
(signature of notary public)

Verification and Sworn Statement (Residential Revenue)

Verification:

State of ARIZONA I, the undersigned of the  
(state name)

County of (county name): MARICOPA  
Name (owner or official) title: STEVE ANDERSON, MANAGING MEMBER  
Company name: Oatman Water Company, L.L.C.

DO SAY THAT THIS ANNUAL UTILITY PROPERTY TAX AND SALES TAX REPORT TO THE ARIZONA CORPORATION COMMISSION.

FOR THE YEAR ENDING: 12/31/19

HAS BEEN PREPARED UNDER MY DIRECTION, FROM THE ORIGINAL BOOKS, PAPERS AND RECORDS OF SAID UTILITY; THAT I HAVE CAREFULLY EXAMINED THE SAME, AND DECLARE THE SAME TO BE A COMPLETE AND CORRECT STATEMENT OF BUSINESS AND AFFAIRS OF SAID UTILITY FOR THE PERIOD COVERED BY THIS REPORT IN RESPECT TO EACH AND EVERY MATTER AND THING SET FORTH, TO THE BEST OF MY KNOWLEDGE, INFORMATION AND BELIEF.

Sworn Statement: IN ACCORDANCE WITH THE REQUIREMENTS OF TITLE 40, ARTICLE 8, SECTION 40-401, ARIZONA REVISED STATUTES, IT IS HEREIN REPORTED THAT THE GROSS OPERATING REVENUE OF SAID UTILITY DERIVED FROM ARIZONA INTRASTATE UTILITY OPERATIONS RECEIVED FROM RESIDENTIAL CUSTOMERS DURING THE CALENDAR YEAR WAS:

Arizona Intrastate Gross Operating Revenues Only (\$)

\$71,764

(The amount in the box above includes

\$3,966 in sales taxes

billed or collected)

RECEIVED  
UTILITIES DIVISION  
2020 SEP 15 P 1:42  
ARIZONA CORPORATION  
COMMISSION



signature of owner/official

928-768-9185

telephone no.

SUBSCRIBED AND SWORN TO BEFORE ME A NOTARY PUBLIC  
IN AND FOR THE COUNTY

Maricopa  
(county name)

THIS


15<sup>th</sup>


DAY OF

Sept 2020  
(month) and (year)

MY COMMISSION EXPIRES

12/25/2022  
(date)



  
(signature of notary public)