

RECEIVED
UTILITIES DIVISION

2019 MAY 13 A 11:51

ANNUAL REPORT

Of

Company Name: Oak Creek Water Co., No 1
90 Oak Creek Blvd

Mailing Address: Sedona AZ
86336

Docket No.: W-01392A
For the Year Ended: 12/31/18

WATER UTILITY

To

Arizona Corporation Commission

Due on April 15th

Email: rdelafuente@azcc.gov, mail or deliver the completed Annual Report to:

Arizona Corporation Commission
Compliance Section - Utilities Division
1200 West Washington Street
Phoenix, Arizona 85007

Application Type: Original Filing

Application Date: 5/2/2019

5-13-19

ARIZONA CORPORATION COMMISSION
WATER UTILITIY ANNUAL REPORT
Oak Creek Water Co., No 1
A Class ☒ Utility

1. For the Calendar Year Ended: 12/31/18

2. Address:

90 Oak Creek Blvd.			
City:	Sedona	State:	Arizona
		Zip Code:	86336

3. Telephone Number:

(928) 282-3404

4. Date of Original Organization of Utility:

7/1/1951

5. Person to whom correspondence should be addressed concerning this report:

Name:

Doug Bowen

Telephone No. :

(928) 282-3404

Address:

90 Oak Creek Blvd.			
City:	Sedona	State:	Arizona
		Zip Code:	86336

Email:

info@oakcreekwater.com

6. On-Site Manager:

Name:

Paul Slevin

Telephone No. :

(928) 282-3404

Address:

90 Oak Creek Blvd.			
City:	Sedona	State:	Arizona
		Zip Code:	86336

Email:

info@oakcreekwater.com

7. Ownership:

Association--Cooperative

8. Counties Served:

Yavapai

Oak Creek Water Co., No 1
Annual Report
Utility Plant in Service (Water)
12/31/18

Utility Plant in Service (Water)							
Account No.	Description	Beginning Year Original Cost	Current Year Additions	Current Year Retirements	Adjusted Original Cost	Accumulated Depreciation	OCLD (OC less AD)
301	Organization	\$0	\$0	\$0	\$0	\$0	\$0
302	Franchises	4,277	0	0	4,277	0	4,277
303	Land and Land Rights	48,024	0	0	48,024	0	48,024
304	Structures and Improvements	452,779	7,698	0	460,477	305,818	154,659
305	Collecting & Improving Reservoirs	0	0	0	0	0	0
306	Lake, River, Canal Intakes	0	0	0	0	0	0
307	Wells and Springs	210,897	30,813	0	241,710	152,317	89,393
308	Infiltration Galleries	0	0	0	0	0	0
309	Supply Mains	0	0	0	0	0	0
310	Power Generation Equipment	0	0	0	0	0	0
311	Pumping Equipment	88,299	0	0	88,299	80,106	8,193
320	Water Treatment Equipment	0	0	0	0	0	0
320.1	Water Treatment Plants	0	0	0	0	0	0
320.2	Solution Chemical Feeders	0	0	0	0	0	0
320.3	Point-of-Use Treatment Devices	0	0	0	0	0	0
330	Distribution Reservoirs and Standpipes	172,233	1,324	0	173,557	163,514	10,043
330.1	Storage Tanks	166,641	0	0	166,641	14,797	151,844
330.2	Pressure Tanks	4,369	0	0	4,369	2,816	1,553
331	Transmission and Distribution Mains	1,132,387	31,772	0	1,164,159	568,775	595,384
333	Services	19,952	0	0	19,952	17,540	2,412
334	Meters and Meter Installations	105,647	11,747	0	117,394	85,301	32,093
335	Hydrants	73,234	2,191	0	75,425	22,746	52,679
336	Backflow Prevention Devices	0	0	0	0	0	0
339	Other Plant and Misc. Equipment	2,111	2,313	0	4,424	839	3,585
340	Office Furniture and Equipment	23,570	487	0	24,057	11,779	12,278
340.1	Computer & Software	75,943	3,410	0	79,353	53,355	25,998
341	Transportation Equipment	71,146	0	0	71,146	48,286	22,860
342	Stores Equipment	0	0	0	0	0	0
343	Tools, Shop and Garage Equipment	12,805	955	0	13,760	7,300	6,460
344	Laboratory Equipment	0	0	0	0	0	0
345	Power Operated Equipment	0	0	0	0	0	0
346	Communication Equipment	16,952	0	0	16,952	8,658	8,294
347	Miscellaneous Equipment	2,899	0	0	2,899	2,899	0
348	Other Tangible Plant	0	0	0	0	0	0
	Totals	\$2,684,165	\$92,710	\$0	\$2,776,875	\$1,546,846	\$1,230,029

Instructions: Fill out the Grey Cells with the relevant information. Input 0 or none if there is nothing recorded in that account or there is no applicable information to report.

Oak Creek Water Co., No 1
Annual Report
Depreciation Expense for the Current Year (Water)
12/31/18

Depreciation Expense for the Current Year (Water)								
Account No.	Description	Beginning Year Original Cost	Current Year Additions	Current Year Retirements	Adjusted Original Cost	Fully Depreciated/Non-depreciable Plant	Depreciation Percentages	Depreciation Expense
301	Organization	\$0	\$0	\$0	\$0	\$0	0.00%	\$0
302	Franchises	4,277	0	0	4,277	4,277	0.00%	0
303	Land and Land Rights	48,024	0	0	48,024	48,024	0.00%	0
304	Structures and Improvements	452,779	7,698	0	460,477	0	3.33%	15,206
305	Collecting & Improving Reservoirs	0	0	0	0	0	2.22%	0
306	Lake, River, Canal Intakes	0	0	0	0	0	2.50%	0
307	Wells and Springs	210,897	30,813	0	241,710	0	3.33%	7,536
308	Infiltration Galleries	0	0	0	0	0	6.67%	0
309	Supply Mains	0	0	0	0	0	2.00%	0
310	Power Generation Equipment	0	0	0	0	0	5.00%	0
311	Pumping Equipment	88,299	0	0	88,299	59,010	12.50%	3,661
320	Water Treatment Equipment	0	0	0	0	0	0.00%	0
320.1	Water Treatment Plants	0	0	0	0	0	3.33%	0
320.2	Solution Chemical Feeders	0	0	0	0	0	20.00%	0
320.3	Point-of-Use Treatment Devices	0	0	0	0	0	0.00%	0
330	Distribution Reservoirs and Standpipes	172,233	1,324	0	173,557	0	2.22%	3,838
330.1	Storage Tanks	166,641	0	0	166,641	0	2.22%	3,699
330.2	Pressure Tanks	4,369	0	0	4,369	0	5.00%	218
331	Transmission and Distribution Mains	1,132,387	31,772	0	1,164,159	0	2.00%	22,965
333	Services	19,952	0	0	19,952	0	3.33%	664
334	Meters and Meter Installations	105,647	11,747	0	117,394	40,254	8.33%	5,936
335	Hydrants	73,234	2,191	0	75,425	0	2.00%	1,487
336	Backflow Prevention Devices	0	0	0	0	0	6.67%	0
339	Other Plant and Misc. Equipment	2,111	2,313	0	4,424	0	6.67%	218
340	Office Furniture and Equipment	23,570	487	0	24,057	2,816	6.67%	1,401
340.1	Computer & Software	75,943	3,410	0	79,353	46,742	20.00%	6,181
341	Transportation Equipment	71,146	0	0	71,146	25,636	20.00%	9,102
342	Stores Equipment	0	0	0	0	0	4.00%	0
343	Tools, Shop and Garage Equipment	12,805	955	0	13,760	3,641	5.00%	482
344	Laboratory Equipment	0	0	0	0	0	10.00%	0
345	Power Operated Equipment	0	0	0	0	0	5.00%	0
346	Communication Equipment	16,952	0	0	16,952	5,103	10.00%	1,185
347	Miscellaneous Equipment	2,899	0	0	2,899	2,899	10.00%	0
348	Other Tangible Plant	0	0	0	0	0	10.00%	0
	Subtotal	\$2,684,165	\$92,710	\$0	\$2,776,875	\$238,402		\$83,780

Contribution(s) in Aid of Construction (Gross)	\$690,332
Less: Non Amortizable Contribution(s)	0
Fully Amortized Contribution(s)	327,704
Amortizable Contribution(s)	\$362,628
Times: Proposed Amortization Rate	3.30%
Amortization of CIAC	\$11,968

Less: Amortization of CIAC \$11,968

DEPRECIATION EXPENSE \$71,812

Instructions: Fill out the Grey Cells with the relevant information. Input 0 or none if there is nothing recorded in that account or there is no applicable information to report.



Certified Public Accountants

To the Board of Directors of
Oak Creek Water Co., No. 1
Sedona, Arizona

Management is responsible for the accompanying financial statements of Oak Creek Water Co., No. 1 (a cooperative water utility corporation), which comprise the balance sheets as of December 31, 2018 and 2017, and the related comparative income statements for the years then ended included in the accompanying prescribed form. We have performed a compilation engagement in accordance with Statements on Standards for Accounting and Review Services promulgated by the Accounting and Review Services Committee of the AICPA. We did not audit or review the financial statements included in the accompanying prescribed form nor were we required to perform any procedures to verify the accuracy or completeness of the information provided by management. Accordingly, we do not express an opinion, a conclusion, nor provide any form of assurance on these financial statements.

These financial statements included in the accompanying prescribed form are intended to comply with the requirements of the Arizona Corporation Commission, and are not intended to be a presentation in accordance with accounting principles generally accepted in the United States of America.

All other information contained in the accompanying prescribed form is presented for purposes of additional analysis and is not a required part of the basic financial statements. This information is the representation of management. The information included on pages 2-4, 9, and 14-17 was subject to our compilation engagement, however, we have not audited or reviewed the supplementary information and, accordingly, do not express an opinion, a conclusion, nor provide any form of assurance on such supplementary information. The supplementary information included on pages 8 and 10-13 was not audited, reviewed, or compiled by us and, accordingly, we do not express an opinion or any assurance on it.

A handwritten signature in cursive script that reads "Ullmann & Company".

ULLMANN & COMPANY, P.C.
Certified Public Accountants

April 30, 2019

Oak Creek Water Co., No 1
Annual Report
Balance Sheet Assets
12/31/18

Balance Sheet Assets				
	Assets		Balance at Beginning of Year (2018)	Balance at End of Year (2018)
Account No.	Current and Accrued Assets			
131	Cash		\$54,496	\$32,098
134	Working Funds		0	0
135	Temporary Cash Investments		0	0
141	Customer Accounts Receivable		29,701	30,611
146	Notes Receivable from Associated Companies		0	0
151	Plant Material and Supplies		28,164	28,164
162	Prepayments		2,403	2,698
174	Miscellaneous Current and Accrued Assets		44,090	39,366
	Total Current and Accrued Assets		\$158,854	\$132,937
Account No.	Fixed Assets			
101	Utility Plant in Service*		\$2,684,165	\$2,776,875
103	Property Held for Future Use		3,639	3,639
105	Construction Work in Progress		1,949	19,192
108	Accumulated Depreciation (enter as negative)*		(1,463,064)	(1,546,846)
121	Non-Utility Property		0	0
122	Accumulated Depreciation - Non Utility		0	0
	Total Fixed Assets		\$1,226,689	\$1,252,860
	Total Assets		\$1,385,543	\$1,385,797

Instructions: Fill out the Grey Cells with the relevant information. Input 0 or none if there is nothing recorded in that account or there is no applicable information to report.

*Note these items feed automatically from AR3 UPIS Page 3

Oak Creek Water Co., No 1
Annual Report
Balance Sheet Liabilities and Owners Equity

Balance Sheet Liabilities and Owners Equity				
	Liabilities		Balance at Beginning of Year (2018)	Balance at End of Year (2018)
Account No.	Current Liabilities			
231	Accounts Payable		\$11,420	\$18,729
232	Notes Payable (Current Portion)		0	0
234	Notes Payable to Associated Companies		0	0
235	Customer Deposits		45,568	48,658
236	Accrued Taxes		23,690	48,260
237	Accrued Interest		0	0
242	Miscellaneous Current and Accrued Liabilities		3,462	8,883
	Total Current Liabilities		\$84,140	\$124,530
	Long Term Debt			
224	Long Term Debt (Notes and Bonds)		\$403,316	\$367,611
	Deferred Credits			
251	Unamortized Premium on Debt		\$0	\$0
252	Advances in Aid of Construction		91,345	89,357
255	Accumulated Deferred Investment Tax Credits		0	0
271	Contributions in Aid of Construction		687,932	690,332
272	Less: Amortization of Contributions		(468,026)	(479,994)
281	Accumulated Deferred Income Tax		0	0
	Total Deferred Credits		\$311,251	\$299,695
	Total Liabilities		\$798,707	\$791,836
	Capital Accounts			
201	Common Stock Issued		\$0	\$0
211	Other Paid-In Capital		17,605	17,605
215	Retained Earnings		569,231	576,356
218	Proprietary Capital (Sole Props and Partnerships)		0	0
	Total Capital		\$586,836	\$593,961
	Total Liabilities and Capital		\$1,385,543	\$1,385,797

Instructions: Fill out the Grey Cells with the relevant information. Input 0 or none if there is nothing recorded in that account or there is no applicable information to report.

Note: Total liabilities and Capital must match total assets for the beginning and end of the year!

Oak Creek Water Co., No 1
Annual Report
Water Comparative Income Statement
12/31/18

Water Comparative Income Statement			
Account No.	Calendar Year	Current Year 01/01/2018 - 12/31/2018	Last Year 01/01/2017 - 12/31/2017
	Operating Revenue		
461	Metered Water Revenue	\$460,408	\$453,088
460	Unmetered Water Revenue	0	0
462	Fire Protection Revenue	0	0
469	Guaranteed Revenues (Surcharges)	0	0
471	Miscellaneous Service Revenues	0	0
474	Other Water Revenue	8,309	10,267
	Total Revenues	\$468,717	\$463,355
	Operating Expenses		
601	Salaries and Wages	\$177,060	\$152,086
604	Employee Pensions and Benefits	1,782	961
610	Purchased Water	0	0
615	Purchased Power	48,964	54,147
618	Chemicals	0	0
620	Materials and Supplies	1,883	1,635
620.1	Repairs and Maintenance	9,816	23,353
620.2	Office Supplies and Expense	3,310	3,086
630	Contractual Services	0	0
631	Contractual Services -Engineering	0	0
632	Contractual Services - Accounting	21,082	9,605
633	Contractual Services - Legal	2,050	9,750
634	Contractual Services - Management Fees	0	3,276
635	Contractual Services - Water Testing	4,546	6,596
636	Contractual Services - Other	2,630	9,459
640	Rents	0	0
641	Rental of Building/Real Property	0	0
642	Rental of Equipment	0	0
650	Transportation Expenses	1,871	1,803
657	Insurance - General Liability	12,601	10,133
657.1	Insurance - Health and Life	0	0
665	Regulatory Commission Expense - Rate	5,396	5,473
670	Bad Debt Expense	0	0
675	Miscellaneous Expense	52,695	33,178
403	Depreciation Expense (From Schedule AR4)	71,812	65,734
408	Taxes Other Than Income	13,166	11,644
408.11	Property Taxes	12,908	12,542
409	Income Taxes	0	0
427.1	Customer Security Deposit Interest	266	586
	Total Operating Expenses	\$443,838	\$415,047
	Operating Income / (Loss)	\$24,879	\$48,308
	Other Income / (Expense)		
419	Interest and Dividend Income	\$867	\$782
421	Non-Utility Income	0	0
426	Miscellaneous Non-Utility (Expense)	0	(5,267)
427	Interest (Expense)	(18,621)	(21,175)
	Total Other Income / (Expense)	(\$17,754)	(\$25,660)
	Net Income / (Loss)	\$7,125	\$22,648

Instructions: Fill out the Grey Cells with the relevant information. Input 0 or none if there is nothing recorded in that account or there is no applicable information to report.

Oak Creek Water Co., No 1
Annual Report
Full time equivalent employees
12/31/18

Full time equivalent employees

	Direct Company	Outside service	Total
President	0.5	0.0	0.5
Vice-president	0.0	0.0	0.0
Manager	0.5	0.0	0.5
Engineering Staff	0.0	0.0	0.0
System Operator(s)	1.0	0.0	1.0
Meter reader	0.0	0.0	0.0
Customer Service	0.0	0.0	0.0
Accounting	0.0	0.0	0.0
Business Office	1.0	0.0	1.0
Rates Department	0.0	0.0	0.0
Administrative Staff	0.0	0.0	0.0
Other	0.0	0.0	0.0
Total	3.0	0.0	3.0

Instructions: Fill out the Grey Cells with the relevant information. Input 0 or none if there is nothing recorded in that account or there is no applicable information to report. A full-time employee is based on 2080 total hours per year. Please calculate partial employees using 2080 hours.

Oak Creek Water Co., No 1
Annual Report
Supplemental Financial Data (Long-Term Debt)
12/31/18

Supplemental Financial Data (Long-Term Debt)				
	Loan #1	Loan #2	Loan #3	Loan #4
Date Issued	5/24/2012	2016	12/30/2016	12/7/2016
Source of Loan	WIFA	Dell	Ford Motor Credit	De Lange Landen
ACC Decision No.	72286	N/A	N/A	N/A
Reason for Loan	Improvements	Computer Server	Vehicle	Office Equipment
Dollar Amt. Issued	\$440,000	\$15,634	\$45,605	\$6,053
Amount Outstanding	\$335,797	\$0	\$29,633	\$2,181
Date of Maturity	5/1/2032	N/A	1/13/2022	12/7/2019
Interest Rate	4.20%	12.74%	5.89%	8.00%
Current Year Interest	\$14,528	\$591	\$2,021	\$263
Current Year Principal	\$18,560	\$6,574	\$8,557	\$2,013

Meter Deposit Balance at Test Year End:	\$27,674
---	----------

Meter Deposits Refunded During the Test Year:	\$0
---	-----

List all bonds, notes, loans, and other types of indebtedness in which the proceeds were used in the provision of public utility service. Indebtedness incurred for personal uses by the owner of the utility should not be listed. Input 0 or none if there is nothing to report for that cell.

Oak Creek Water Co., No 1
Annual Report
Well and Water Usage
12/31/18

Well and Water Usage

[illegible]

Name of system water delivered to:	
ADWR PCC Number:	
Source of water delivered to another system	

Name of system water received from:	
ADWR PCC Number:	
Source of water received	
Well registry 55# (55-XXXXXX):	

Month	Water withdrawn (acre ft) ¹	Water sold (acre ft) ²	Water delivered (sold) to other systems (acre ft) ³	Water received (purchased) from other systems (acre ft) ⁴	Estimated authorized use (acre ft) ⁵	Purchased Power Expense ⁶	Purchased Power (kWh) ⁷
January	20	20				\$3,714	23,496
February	15	13				3,767	24,556
March	15	14				4,177	29,665
April	27	24				4,311	35,716
May	25	22				5,126	36,394
June	36	33				5,603	53,316
July	27	28				4,605	32,696
August	25	21				4,542	40,015
September	26	27				4,060	35,014
October	24	20				3,869	32,124
November	19	19				3,302	26,802
December	21	13				3,276	26,448
Totals	279	255	0	0	0	\$50,352	396,242

If applicable, in the space below please provide a description for all un-metered water use along with amounts

Instructions: Fill out the Grey Cells with the relevant information. Input 0 or none if there is nothing recorded in that account or there is no applicable information to report

- 1 Water withdrawn - Total acre feet of water withdrawn from pumped sources.
- 2 Water sold - Total acre feet from customer meters, and other sales such as construction water.
- 3 Water delivered (sold) to other systems - Total acre feet of water delivered to other systems.
- 4 Water received (purchased) from other systems - Total acre feet of water purchased/received from other systems.
- 5 Estimated authorized use - Total estimated acre feet from authorized metered or unmetered use. Authorized uses such as flushing (mains, services and hydrants) draining/cleaning tanks process, construction, fire fighting, etc. Non-authorized use (real losses) are service line breaks and leaks, water main breaks, meter inaccuracies and theft.
- 6 Enter the total purchased power costs for the power meters associated with this system.
- 7 Enter the total purchased kWh used by the power meters associated with this system.

Water Utility Plant Description (Continued)

For the following three items, list the utility owned assets in each category for each system.

TREATMENT EQUIPMENT:	Pump House 6'x8', Pump House 16'x10', Pump House 19'x8'
STRUCTURES:	Office, Shop, Storage 76'x26'
OTHER:	

Instructions: Fill out the Grey Cells with the relevant information. Input 0 or none if there is nothing recorded in that account or there is no applicable information to report. Copy and paste this sheet as many times as is necessary.
--

Customer and Other Information	
Name of the System:	Oak Creek Water Co. No. 1
ADEQ Public Water System Number:	13041
ADWR PCC Number:	91-000630.0000

Month	Number of Customers				Other Non-Residential
	Single-Family	Multi-Family	Commercial	Turf/Irrigation	
January	548	53	103	14	23
February	551	53	103	14	26
March	556	54	105	14	26
April	549	53	102	14	26
May	552	54	104	14	26
June	553	55	105	14	26
July	554	54	105	14	26
August	549	53	104	14	26
September	545	57	110	14	26
October	547	55	107	14	26
November	543	55	107	14	26
December	547	55	106	14	26

total 763

If the system has fire hydrants, what is the fire flow requirements? GPM for hrs.

Does the system have chlorination treatment?

Does the Company have an ADWR Gallons Per Capita Per Day (GPCPD) requirement?

If yes, provide the GPCPD amount:

Is the Water Utility located in an ADWR Active Management Area (AMA)?

If yes, which AMA?

Instructions: Fill out the Grey Cells with the relevant information. Input 0 or none if there is nothing recorded in that account or there is no applicable information to report. Copy and paste this sheet as many times as is necessary

Oak Creek Water Co., No 1
Annual Report
Property Taxes
12/31/18

Property Taxes	
----------------	--

Amount of actual property taxes paid during Calendar Year 2018 was

	\$12,725
--	----------

If no property taxes paid, explain why.

Instructions: Fill out the Grey Cells with the relevant information. Input 0 or none if there is nothing recorded in that account or there is no applicable information to report.

Oak Creek Water Co., No 1
Annual Report
Verification and Sworn Statement (Taxes)
12/31/18

Verification and Sworn Statement (Taxes)

Verification: State of Arizona I, the undersigned of the
(state name)

County of (county name): Yavapai
Name (owner or official) title: Doug Bowen
Company name: Oak Creek Water Co., No 1

DO SAY THAT THIS ANNUAL UTILITY PROPERTY TAX AND SALES TAX REPORT TO THE ARIZONA CORPORATION COMMISSION.

FOR THE YEAR ENDING: 12/31/18

HAS BEEN PREPARED UNDER MY DIRECTION, FROM THE ORIGINAL BOOKS, PAPERS AND RECORDS OF SAID UTILITY; THAT I HAVE CAREFULLY EXAMINED THE SAME, AND DECLARE THE SAME TO BE A COMPLETE AND CORRECT STATEMENT OF BUSINESS AND AFFAIRS OF SAID UTILITY FOR THE PERIOD COVERED BY THIS REPORT IN RESPECT TO EACH AND EVERY MATTER AND THING SET FORTH, TO THE BEST OF MY KNOWLEDGE, INFORMATION AND BELIEF.

Sworn Statement: I HEREBY ATTEST THAT ALL PROPERTY TAXES FOR SAID COMPANY ARE CURRENT AND PAID IN FULL.


I HEREBY ATTEST THAT ALL SALES TAXES FOR SAID COMPANY ARE CURRENT AND PAID IN FULL.

[Signature]
signature of owner/official
(928) 282-3404
telephone no.

SUBSCRIBED AND SWORN TO BEFORE ME A NOTARY PUBLIC
IN AND FOR THE COUNTY

THIS 30th DAY OF Yavapai
(county name)
April 21st
(month) and (year)

MY COMMISSION EXPIRES 1/1/2021
(date)



Claire Dawn Crayton
(signature of notary public)

Verification and Sworn Statement

Verification:

State of Arizona I, the undersigned of the
(state name)
County of (county name): Yavapai
Name (owner or official) title: Doug Bowen
Company name: Oak Creek Water Co., No 1

DO SAY THAT THIS ANNUAL UTILITY PROPERTY TAX AND SALES TAX REPORT TO THE ARIZONA CORPORATION COMMISSION.

FOR THE YEAR ENDING: 12/31/18

HAS BEEN PREPARED UNDER MY DIRECTION, FROM THE ORIGINAL BOOKS, PAPERS AND RECORDS OF SAID UTILITY; THAT I HAVE CAREFULLY EXAMINED THE SAME, AND DECLARE THE SAME TO BE A COMPLETE AND CORRECT STATEMENT OF BUSINESS AND AFFAIRS OF SAID UTILITY FOR THE PERIOD COVERED BY THIS REPORT IN RESPECT TO EACH AND EVERY MATTER AND THING SET FORTH, TO THE BEST OF MY KNOWLEDGE, INFORMATION AND BELIEF.

Sworn Statement: IN ACCORDANCE WITH THE REQUIREMENTS OF TITLE 40, ARTICLE 8, SECTION 40-401, ARIZONA REVISED STATUTES, IT IS HEREIN REPORTED THAT THE GROSS OPERATING REVENUE OF SAID UTILITY DERIVED FROM ARIZONA INTRASTATE UTILITY OPERATIONS DURING THE CALENDAR YEAR WAS:

Arizona Intrastate Gross Operating Revenues Only (\$)

\$499,425

(The amount in the box above includes

\$30,708 in sales taxes
billed or collected)


[Signature]
signature of owner/official

(928) 282-3404
telephone no.

SUBSCRIBED AND SWORN TO BEFORE ME A NOTARY PUBLIC
IN AND FOR THE COUNTY

THIS 30th DAY OF Yavapai
April 2019
(month) and (year)

MY COMMISSION EXPIRES 1/1/2021
(date)



[Signature]
(signature of notary public)

RECEIVED
UTILITIES DIVISION
2019 MAY -3 A 10:27
ARIZONA CORPORATION COMMISSION

Verification and Sworn Statement (Residential Revenue)

Verification:

State of Arizona I, the undersigned of the
(state name)

County of (county name): Yavapai
Name (owner or official) title: Doug Bowen
Company name: Oak Creek Water Co., No 1

DO SAY THAT THIS ANNUAL UTILITY PROPERTY TAX AND SALES TAX REPORT TO THE ARIZONA CORPORATION COMMISSION.

FOR THE YEAR ENDING: 12/31/18

HAS BEEN PREPARED UNDER MY DIRECTION, FROM THE ORIGINAL BOOKS, PAPERS AND RECORDS OF SAID UTILITY; THAT I HAVE CAREFULLY EXAMINED THE SAME, AND DECLARE THE SAME TO BE A COMPLETE AND CORRECT STATEMENT OF BUSINESS AND AFFAIRS OF SAID UTILITY FOR THE PERIOD COVERED BY THIS REPORT IN RESPECT TO EACH AND EVERY MATTER AND THING SET FORTH, TO THE BEST OF MY KNOWLEDGE, INFORMATION AND BELIEF.

Sworn Statement: IN ACCORDANCE WITH THE REQUIREMENTS OF TITLE 40, ARTICLE 8, SECTION 40-401, ARIZONA REVISED STATUTES, IT IS HEREIN REPORTED THAT THE GROSS OPERATING REVENUE OF SAID UTILITY DERIVED FROM ARIZONA INTRASTATE UTILITY OPERATIONS RECEIVED FROM RESIDENTIAL CUSTOMERS DURING THE CALENDAR YEAR WAS:

Arizona Intrastate Gross Operating Revenues Only (\$)

\$305,863

(The amount in the box above includes

\$18,807 in sales taxes

billed or collected)

[Signature]
signature of owner/official

(928) 282-3404

telephone no.

SUBSCRIBED AND SWORN TO BEFORE ME A NOTARY PUBLIC
IN AND FOR THE COUNTY Yavapai

(county name)

THIS

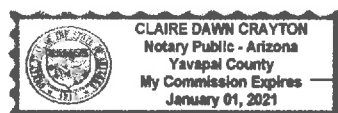
30th

DAY OF

April 2019
(month) and (year)

MY COMMISSION EXPIRES

1/1/2021
(date)



[Signature]
(signature of notary public)

YAVAPAI COUNTY

2017 PROPERTY TAX STATEMENT

ARIZONA

PARCEL NUMBER	AREA CODE	PRIMARY TAX RATE PER \$100 ASSESSED VALUE	SECONDARY TAX RATE PER \$100 ASSESSED VALUE	SPECIAL DISTRICT \$ PER ACRE	2017 TAX SUMMARY	
918-70-97600	0976	6.0943	4.5506		PRIMARY PROPERTY TAX	7,294.90
					LESS STATE AID TO EDUCATION	0.00
					NET PRIMARY PROPERTY TAX	7,294.90
					SECONDARY PROPERTY TAX	5,247.16
					SPECIAL DISTRICT TAX	0.00
					TOTAL TAX DUE FOR 2017	12,542.06
ASSESSMENT	VALUE IN DOLLARS	RATIO	EXEMPTIONS	NET ASSESSED	TAX	
LIMITED	665,000	0.1800	0.00	119,700	7,294.90	
FULL CASH	665,000	0.1800	0.00	119,700	5,247.16	

LEGAL DESCRIPTION	TAX AUTHORITY	LEVY	PURPOSE	TAX RATE	2016 TAX	2017 TAX	INCREASE / DECREASE
	2000 YAVAPAI COUNTY	PRM		1.8395	2,167.94	2,201.88	33.94
	2001 SCHOOL EQUALIZATION	PRM		0.4875	570.84	583.54	12.70
REDUCTION RATE	7009 UD #9 SEDONA OAK CREEK	PRM		1.1360	1,480.20	1,359.80	-120.40
0.9365	7993 MIN SCH TAX DIST #9	PRM		0.8486	1,016.88	1,016.78	-0.90
Ross D. Jacobs	8150 YAVAPAI COMMUNITY COLLEGE	PRM		1.7827	2,100.94	2,133.90	32.96
	11208 SEDONA F.D.	SEC		2.5418	2,788.10	3,042.52	254.42
Yavapai County Treasurer 1015 Fair Street Prescott, AZ 86305	11900 FIRE DIST. ASSIST. FUND	SEC		0.1000	119.94	119.70	-0.24
	14900 YAVAPAI CTY. LIBRARY DISTRICT	SEC		0.1815	217.30	217.28	-0.02
	15001 YAVAPAI FLOOD CONTROL DISTRICT	SEC		0.2346	65.90	80.90	15.00
	30000 VALLEY ACADEMY EDUCATION DIST (VIT)	SEC		0.0500	56.98	59.85	2.88
	57009 SECONDARY UD #9	SEC		1.2426	1,586.16	1,487.40	-98.76
	58150 SECONDARY YAVAPAI COMMUNITY CO	SEC		0.2001	241.78	239.52	-2.26
	TOTALS				12,406.76	12,542.06	135.30

918-70-97600 THIS IS A CALENDAR YEAR TAX NOTICE

OAK CREEK WATER CO NO 1
JACK SEELEY
90 OAK CREEK BLVD
SEDONA AZ 86336

MAKE CHECKS PAYABLE TO:
Yavapai County Treasurer
1015 Fair Street
Prescott, AZ 86305

PAYMENT INFORMATION

Nov. 01, 2017 First half 2017 taxes due,
delinquent after 5:00 PM.

Dec. 31, 2017 Final day to pay 2017 current full
year taxes without interest.

May. 01, 2018 Second half 2017 taxes due,
delinquent after 5:00 PM.

THERE WILL BE A \$20.00 CHARGE FOR EACH RETURNED CHECK
AND YOUR TAXES WILL REVERT TO AN UNPAID STATUS.

PLEASE INCLUDE YOUR
PARCEL NUMBER ON YOUR CHECK.

Business Advantage Chk - 5777: Account Activity Transaction Details

Check number: 00000015684

Post date: 05/14/2018

Amount: -6,354.63

Type: Check

Description: Check Image

Merchant name: BANK OF AMERICA

Transaction category: Savings & Transfers: Transfers

OAK CREEK WATER COMPANY NO. 1 90 OAK CREEK BLVD SEDONA, AZ 86336		Bank of America ACH RPT 122701718	15684 05 17/0214Z 000
PAY TO THE ORDER OF Ross D. Jacobs, Yavapai County Treasurer		\$ 6,354.63	3/30/2018
Six Thousand Three Hundred Fifty-Four and 63/100		DOLLARS	
MEMO Ross D. Jacobs, Yavapai County Treasurer 1015 Fair Street Prescott, AZ 86305		OK 15998 K. Wakeman AUTHORIZED SIGNATURE	
#015684# ⑆⑆⑆22101706⑆ 457013575777⑆			

RECEIPT: THIS DOCUMENT MUST HAVE A COLORED BACKGROUND, ULTRAVIOLET FIBERS AND AN AEROSOL WATERMARK ON THE BACK - VERIFY FOR AUTHENTICITY FOR

YAVAPAI COUNTY

2018 PROPERTY TAX STATEMENT

ARIZONA

PARCEL NUMBER	AREA CODE	PRIMARY TAX RATE PER \$100 ASSESSED VALUE	SECONDARY TAX RATE PER \$100 ASSESSED VALUE	SPECIAL DISTRICT \$ PER ACRE	2018 TAX SUMMARY	
918-70-97600	0976	6.0193	4.3991		PRIMARY PROPERTY TAX	7,563.26
					LESS STATE AID TO EDUCATION	0.00
					NET PRIMARY PROPERTY TAX	7,563.26
					SECONDARY PROPERTY TAX	5,345.26
					SPECIAL DISTRICT TAX	0.00
					TOTAL TAX DUE FOR 2018	12,908.52

LEGAL DESCRIPTION	TAX AUTHORITY	LEVY	PURPOSE	TAX RATE	2017 TAX	2018 TAX	INCREASE / DECREASE
	2000 YAVAPAI COUNTY	PRM		1.7788	2,201.88	2,234.88	33.00
	2001 SCHOOL EQUALIZATION	PRM		0.4741	583.54	595.66	12.12
REDUCTION RATE	7009 UD #9 SEDONA OAK CREEK	PRM		1.1069	1,359.80	1,390.70	30.90
0.9478	7993 MIN SCH TAX DIST #9	PRM		0.9016	1,015.78	1,132.76	116.98
Ross D. Jacobs	8150 YAVAPAI COMMUNITY COLLEGE	PRM		1.7584	2,133.90	2,209.26	75.36
Yavapai County Treasurer 1015 Fair Street Prescott, AZ 86305	11208 SEDONA F.D.	SEC		2.4741	3,042.52	3,108.46	65.94
	11900 FIRE DIST. ASSIST. FUND	SEC		0.1000	119.70	125.84	5.94
	14900 YAVAPAI CTY. LIBRARY DISTRICT	SEC		0.1720	217.26	216.10	-1.16
	15001 YAVAPAI FLOOD CONTROL DISTRICT	SEC		0.2188	80.90	93.12	12.22
	30000 VALLEY ACADEMY EDUCATION DIST (VIT)	SEC		0.0500	59.88	62.82	2.93
	57009 SECONDARY UD #9	SEC		1.1950	1,487.40	1,501.40	14.00
	58150 SECONDARY YAVAPAI COMMUNITY CO	SEC		0.1892	239.52	237.72	-1.80
	TOTALS				12,542.06	12,908.52	366.46

918-70-97600 THIS IS A CALENDAR YEAR TAX NOTICE

OAK CREEK WATER CO NO 1
JACK SEELEY
90 OAK CREEK BLVD
SEDONA AZ 86336

MAKE CHECKS PAYABLE TO:
Yavapai County Treasurer
1015 Fair Street
Prescott, AZ 86305

PAYMENT INFORMATION

Nov. 01, 2018 First half 2018 taxes due,
delinquent after 5:00 PM.

Dec. 31, 2018 Final day to pay 2018 current full
year taxes without interest.

May. 01, 2019 Second half 2018 taxes due,
delinquent after 5:00 PM.

THERE WILL BE A \$20.00 CHARGE FOR EACH RETURNED CHECK
AND YOUR TAXES WILL REVERT TO AN UNPAID STATUS.

PLEASE INCLUDE YOUR
PARCEL NUMBER ON YOUR CHECK.

Font Size

[CLOSE WINDOW](#) [PRINT/SCREEN](#)



View Transaction Printable View

Transaction Information

Account: Business Connect Checking - xxxxxx8388
Description: CHECK
Amount: \$-6,454.26
Status: Cleared
Customer Reference Number: 70217
Transaction: Check 70217
Date Cleared: October 16, 2018
Date Initiated: October 16, 2018

Note: Check and Deposit Images older than 180 days are not available online, but can be obtained by ordering copies by visiting the Services tab. In order to maintain service, there is scheduled maintenance every Saturday at 11:00 PM and on the last day of each month at 7:00 PM. During this time, which typically lasts about six hours, your images may not be available. We apologize for any inconvenience this may cause.

OAK CREEK WATER CO. NO. 1
PO BOX 2114 BLDG
GEORGETOWN, AL 36033-0211

NATIONAL BANK OF ARIZONA
9000 MELANCONIA COURT, 8TH FLOOR
PHOENIX, AZ 85018

070217

10/10/2018

PAY TO THE ORDER OF Ross D. Jacobs, Yavapai County Treasurer \$ 6,454.26

Six Thousand Four Hundred Fifty-Four and 26/100 DOLLARS

Ross D. Jacobs, Yavapai County Treasurer
1015 Fair Street
Prescott, AZ 86305

MEMO

070217 11221053201 5793628388*

[Enlarge](#)
[Save](#)

JPNC EC7 FOR YAVAPAI CO >044000637C
DEPOSIT TO ACCT 020650264
20181016

YAVAPAI COUNTY TREASURER
FOR DEPOSIT ONLY
020650264
9151390368-04-118 20181016
YCA 29

[Enlarge](#)
[Save](#)