

RECEIVED  
UTILITIES DIVISION

2022 APR 18 A 11:51

ANNUAL REPORT ARIZONA CORPORATION  
COMMISSION

Of

Company Name: Oak Creek Public Service, LLC  
PO Box 103

Mailing Address: Cornville AZ  
86325

Docket No.: W-04304A  
For the Year Ended: 12/31/21

WATER UTILITY

To

Arizona Corporation Commission

Due on April 15th

Email: Util-Compliance@azcc.gov, mail or deliver the completed Annual Report to:  
Arizona Corporation Commission  
Compliance Section - Utilities Division  
1200 West Washington Street  
Phoenix, Arizona 85007

Application Type: Original Filing  
Application Date: 4/6/2022

ARIZONA CORPORATION COMMISSION  
WATER UTILITY ANNUAL REPORT  
Oak Creek Public Service, LLC  
A Class ☒ Utility

For the Calendar Year Ended: 12/31/21

Primary Address: PO BOX 103  
City: CORNVILLE State: ARIZONA Zip Code: 86325

Telephone Number: 928-634-4869

Date of Original Organization of Utility: 1/1/2016

Person to whom correspondence should be addressed concerning this report:

Name: ALAN W WILLIAMS  
Telephone No. : 928-300-0541  
Address: 2180 E AMY DRIVE  
City: CAMP VERDE State: ARIZONA Zip Code: 86322  
Email: ALANWILLIAMS@GMAIL.COM

Name:   
Telephone No. :   
Address:   
City: State: Zip Code:   
Email:

Name:   
Telephone No. :   
Address:   
City: State: Zip Code:   
Email:

Name:   
Telephone No. :   
Address:   
City: State: Zip Code:   
Email:

Name:   
Telephone No. :   
Address:   
City: State: Zip Code:   
Email:

Ownership: Limited Liability Company ("LLC")

Counties Served: Yavapai

Important changes during the year
-----------------------------------

	For those companies not subject to the affiliated interest rules, has there been a change in ownership or direct control during the year?
	If yes, please provide specific details in the box below.
	N/A

	Has the company been notified by any other regulatory authorities during the year, that they are out of compliance?
	If yes, please provide specific details in the box below.
	N/A

Oak Creek Public Service, LLC  
Annual Report  
Utility Plant in Service (Water)  
12/31/21

Utility Plant in Service (Water)							
Account No.	Description	Beginning Year Original Cost	Current Year Additions	Current Year Retirements	Adjusted Original Cost	Accumulated Depreciation	OCLD (OC less AD)
301	Organization	\$0	\$0	\$0	\$0	\$0	\$0
302	Franchises	0	0	0	0	0	0
303	Land and Land Rights	4,398	0	0	4,398	0	4,398
304	Structures and Improvements	31,582	0	0	31,582	13,379	18,203
305	Collecting & Improving Reservoirs	0	0	0	0	0	0
306	Lake, River, Canal Intakes	0	0	0	0	0	0
307	Wells and Springs	8,383	0	0	8,383	8,383	0
308	Infiltration Galleries	0	0	0	0	0	0
309	Supply Mains	0	0	0	0	0	0
310	Power Generation Equipment	0	0	0	0	0	0
311	Pumping Equipment	32,423	10,659	10,659	32,423	32,423	0
320	Water Treatment Equipment	0	0	0	0	0	0
320.1	Water Treatment Plants	0	0	0	0	0	0
320.2	Solution Chemical Feeders	1,393	0	0	1,393	1,393	0
320.3	Point-of-Use Treatment Devices	0	0	0	0	0	0
330	Distribution Reservoirs and Standpipes	0	0	0	0	0	0
330.1	Storage Tanks	12,139	0	0	12,139	11,305	834
330.2	Pressure Tanks	1,349	0	0	1,349	1,349	0
331	Transmission and Distribution Mains	61,721	0	0	61,721	56,322	5,399
333	Services	33,447	0	0	33,447	22,076	11,371
334	Meters and Meter Installations	24,491	0	0	24,491	24,491	0
335	Hydrants	0	0	0	0	0	0
336	Backflow Prevention Devices	0	0	0	0	0	0
339	Other Plant and Misc. Equipment	0	0	0	0	0	0
340	Office Furniture and Equipment	500	0	0	500	367	133
340.1	Computer & Software	4,212	0	0	4,212	2,971	1,241
341	Transportation Equipment	0	0	0	0	0	0
342	Stores Equipment	0	0	0	0	0	0
343	Tools, Shop and Garage Equipment	0	0	0	0	0	0
344	Laboratory Equipment	0	0	0	0	0	0
345	Power Operated Equipment	0	0	0	0	0	0
346	Communication Equipment	0	0	0	0	0	0
347	Miscellaneous Equipment	0	0	0	0	0	0
348	Other Tangible Plant	0	0	0	0	0	0
	<b>Totals</b>	<b>\$216,038</b>	<b>\$10,659</b>	<b>\$10,659</b>	<b>\$216,038</b>	<b>\$174,459</b>	<b>\$41,579</b>

Oak Creek Public Service, LLC  
Annual Report  
Depreciation Expense for the Current Year (Water)  
12/31/21

Depreciation Expense for the Current Year (Water)									
Account No.	Description	Beginning Year Original Cost	Current Year Additions	Current Year Retirements	Adjusted Original Cost	Fully Depreciated/Non-depreciable Plant	Depreciable Plant	Depreciation Percentages	Depreciation Expense
301	Organization	\$0	\$0	\$0	\$0	\$0	\$0	0.00%	\$0
302	Franchises	0	0	0	0	0	0	0.00%	0
303	Land and Land Rights	4,398	0	0	4,398	4,398	0	0.00%	0
304	Structures and Improvements	31,582	0	0	31,582	0	31,582	2.56%	808
305	Collecting & Improving Reservoirs	0	0	0	0	0	0	0.00%	0
306	Lake, River, Canal Intakes	0	0	0	0	0	0	0.00%	0
307	Wells and Springs	8,383	0	0	8,383	8,383	0	0.00%	0
308	Infiltration Galleries	0	0	0	0	0	0	0.00%	0
309	Supply Mains	0	0	0	0	0	0	0.00%	0
310	Power Generation Equipment	0	0	0	0	0	0	0.00%	0
311	Pumping Equipment	32,423	10,659	10,659	32,423	21,764	10,659	100.00%	10,659
320	Water Treatment Equipment	0	0	0	0	0	0	0.00%	0
320.1	Water Treatment Plants	0	0	0	0	0	0	0.00%	0
320.2	Solution Chemical Feeders	1,393	0	0	1,393	1,393	0	0.00%	0
320.3	Point-of-Use Treatment Devices	0	0	0	0	0	0	0.00%	0
330	Distribution Reservoirs and Standpipes	0	0	0	0	0	0	0.00%	0
330.1	Storage Tanks	12,139	0	0	12,139	0	12,139	2.22%	269
330.2	Pressure Tanks	1,349	0	0	1,349	1,349	0	0.00%	0
331	Transmission and Distribution Mains	61,721	0	0	61,721	0	61,721	2.00%	1,234
333	Services	33,447	0	0	33,447	0	33,447	3.33%	1,114
334	Meters and Meter Installations	24,491	0	0	24,491	24,491	0	0.00%	0
335	Hydrants	0	0	0	0	0	0	0.00%	0
336	Backflow Prevention Devices	0	0	0	0	0	0	0.00%	0
339	Other Plant and Misc. Equipment	0	0	0	0	0	0	0.00%	0
340	Office Furniture and Equipment	500	0	0	500	0	500	17.40%	87
340.1	Computer & Software	4,212	0	0	4,212	1,729	2,483	33.35%	828
341	Transportation Equipment	0	0	0	0	0	0	0.00%	0
342	Stores Equipment	0	0	0	0	0	0	0.00%	0
343	Tools, Shop and Garage Equipment	0	0	0	0	0	0	0.00%	0
344	Laboratory Equipment	0	0	0	0	0	0	0.00%	0
345	Power Operated Equipment	0	0	0	0	0	0	0.00%	0
346	Communication Equipment	0	0	0	0	0	0	0.00%	0
347	Miscellaneous Equipment	0	0	0	0	0	0	0.00%	0
348	Other Tangible Plant	0	0	0	0	0	0	0.00%	0
	<b>Subtotal</b>	<b>\$216,038</b>	<b>\$10,659</b>	<b>\$10,659</b>	<b>\$216,038</b>	<b>\$63,507</b>	<b>\$152,531</b>		<b>\$15,000</b>

Contribution(s) in Aid of Construction (Gross)	\$0
Less: Non Amortizable Contribution(s)	0
Fully Amortized Contribution(s)	0
Amortizable Contribution(s)	\$0
Times: Proposed Amortization Rate	9.83%
Amortization of CIAC	\$0

Less: Amortization of CIAC

DEPRECIATION EXPENSE

Oak Creek Public Service, LLC  
Annual Report  
Balance Sheet Assets  
12/31/21

Balance Sheet Assets				
	Assets		Balance at Beginning of Year (2021)	Balance at End of Year (2021)
Account No.	<b>Current and Accrued Assets</b>			
131	Cash		\$13,633	\$20,798
134	Working Funds			
135	Temporary Cash Investments			
141	Customer Accounts Receivable		270	2,318
146	Notes Receivable from Associated Companies			
151	Plant Material and Supplies		2,500	2,500
162	Prepayments			
174	Miscellaneous Current and Accrued Assets			
	<b>Total Current and Accrued Assets</b>		<b>\$16,403</b>	<b>\$25,616</b>
Account No.	<b>Fixed Assets</b>			
101	Utility Plant in Service*		\$216,038	\$216,038
103	Property Held for Future Use			
105	Construction Work in Progress		0	0
108	Accumulated Depreciation (enter as negative)*		(170,119)	(174,459)
121	Non-Utility Property			
122	Accumulated Depreciation - Non Utility			
	<b>Total Fixed Assets</b>		<b>\$45,919</b>	<b>\$41,579</b>
	<b>Total Assets</b>		<b>\$62,322</b>	<b>\$67,195</b>

\*Note these items feed automatically from AR3 UPIS Page 4

Oak Creek Public Service, LLC  
Annual Report  
Balance Sheet Liabilities and Owners Equity

Balance Sheet Liabilities and Owners Equity				
	Liabilities		Balance at Beginning of Year (2021)	Balance at End of Year (2021)
Account No.	<b>Current Liabilities</b>			
231	Accounts Payable		\$470	\$15,778
232	Notes Payable (Current Portion)			
234	Notes Payable to Associated Companies			
235	Customer Deposits		13,745	11,785
236	Accrued Taxes		1,542	283
237	Accrued Interest			
242	Miscellaneous Current and Accrued Liabilities			
	<b>Total Current Liabilities</b>		<b>\$15,757</b>	<b>\$27,846</b>
	<b>Long Term Debt</b>			
224	Long Term Debt (Notes and Bonds)			
	<b>Deferred Credits</b>			
251	Unamortized Premium on Debt			
252	Advances in Aid of Construction			
255	Accumulated Deferred Investment Tax Credits			
271	Contributions in Aid of Construction			
272	Less: Amortization of Contributions			
281	Accumulated Deferred Income Tax			
	<b>Total Deferred Credits</b>		<b>\$0</b>	<b>\$0</b>
	<b>Total Liabilities</b>		<b>\$15,757</b>	<b>\$27,846</b>
	<b>Capital Accounts</b>			
201	Common Stock Issued			
211	Other Paid-In Capital			
215	Retained Earnings		46,565	39,349
218	Proprietary Capital (Sole Props and Partnerships)			
	<b>Total Capital</b>		<b>\$46,565</b>	<b>\$39,349</b>
	<b>Total Liabilities and Capital</b>		<b>\$62,322</b>	<b>\$67,195</b>

**Note: Total liabilities and Capital must match total assets for the beginning and end of the year!**

Oak Creek Public Service, LLC  
Annual Report  
Water Comparative Income Statement  
12/31/21

Water Comparative Income Statement			
Account No.	Calendar Year	Current Year 01/01/2021 - 12/31/2021	Last Year 01/01/2020 - 12/31/2020
	<b>Operating Revenue</b>		
461	Metered Water Revenue	\$98,913	\$94,363
460	Unmetered Water Revenue	0	0
462	Fire Protection Revenue	0	0
469	Guaranteed Revenues (Surcharges)	0	0
471	Miscellaneous Service Revenues	0	0
474	Other Water Revenue	6,491	4,062
	<b>Total Revenues</b>	<b>\$105,404</b>	<b>\$98,425</b>
	<b>Operating Expenses</b>		
601	Salaries and Wages	\$23,992	\$29,123
604	Employee Pensions and Benefits	1,000	1,500
610	Purchased Water	0	0
615	Purchased Power	7,945	9,208
618	Chemicals	0	0
620	Materials and Supplies	0	0
620.1	Repairs and Maintenance	2,463	1,376
620.2	Office Supplies and Expense	10,614	5,870
630	Contractual Services	4,110	4,024
631	Contractual Services - Engineering	0	0
632	Contractual Services - Accounting	9,993	8,341
633	Contractual Services - Legal	10,805	4,500
634	Contractual Services - Management Fees	8,340	8,340
635	Contractual Services - Water Testing	1,170	1,550
636	Contractual Services - Other	3,802	7,120
640	Rents	0	0
641	Rental of Building/Real Property	0	0
642	Rental of Equipment	0	0
650	Transportation Expenses	284	280
657	Insurance - General Liability	1,843	1,098
657.1	Insurance - Health and Life	0	0
665	Regulatory Commission Expense - Rate	0	0
670	Bad Debt Expense	1,295	0
675	Miscellaneous Expense	0	0
403	Depreciation Expense (From Schedule AR4)	15,000	3,928
408	Taxes Other Than Income	1,906	1,978
408.11	Property Taxes	3,725	5,681
409	Income Taxes	0	0
427.1	Customer Security Deposit Interest	0	0
	<b>Total Operating Expenses</b>	<b>\$108,289</b>	<b>\$93,917</b>
	<b>Operating Income / (Loss)</b>	<b>(\$2,885)</b>	<b>\$4,508</b>
	<b>Other Income / (Expense)</b>		
419	Interest and Dividend Income	\$0	\$0
421	Non-Utility Income	0	0
426	Miscellaneous Non-Utility (Expense)	0	0
427	Interest (Expense)	0	0
	<b>Total Other Income / (Expense)</b>	<b>\$0</b>	<b>\$0</b>
	<b>Net Income / (Loss)</b>	<b>(\$2,885)</b>	<b>\$4,508</b>



**Full time equivalent employees**

	Direct Company	Allocated	Outside service	Total
President				0.0
Vice-president				0.0
Manager				0.0
Engineering Staff				0.0
System Operator(s)				0.0
Meter reader				0.0
Customer Service				0.0
Accounting				0.0
Business Office	3.0			3.0
Rates Department				0.0
Administrative Staff				0.0
Other				0.0
<b>Total</b>	3.0	0.0	0.0	3.0

Oak Creek Public Service, LLC  
Annual Report  
Supplemental Financial Data (Long-Term Debt)  
12/31/21

Supplemental Financial Data (Long-Term Debt)				
	Loan #1	Loan #2	Loan #3	Loan #4
Date Issued				
Source of Loan				
ACC Decision No.				
Reason for Loan				
Dollar Amt. Issued				
Amount Outstanding				
Date of Maturity				
Interest Rate				
Current Year Interest				
Current Year Principal				

Meter Deposit Balance at Test Year End:

Meter Deposits Refunded During the Test Year:

*List all bonds, notes, loans, and other types of indebtedness in which the proceeds were used in the provision of public utility service. Indebtedness incurred for personal uses by the owner of the utility should not be listed. Input 0 or none if there is nothing to report for that cell.*

### Well and Water Usage

[illegible]

Name of system water delivered to:	NA	
ADWR PCC Number:		#N/A
Source of water delivered to another system	NA	

Name of system water received from:	NA	
ADWR PCC Number:		#N/A
Source of water received	NA	
Well registry 55# (55-XXXXXX)		

Month	Water withdrawn (gallons)1	Water sold (gallons)2	Water delivered (sold) to other systems (gallons)3	Water received (purchased) from other systems (gallons)4	Estimated authorized use (gallons)5	Purchased Power Expense6	Purchased Power (kWh)7
January	1,433,700.00	971,050.00				\$603	
February	1,833,500.00	1,269,641.00				634	
March	1,369,500.00	853,459.00				610	
April	1,747,300.00	1,082,960.00				670	
May	2,117,800.00	1,520,220.00				933	
June	2,911,000.00	2,042,080.00				847	
July	2,984,800.00	2,042,455.00				698	
August	2,567,300.00	1,675,205.00				663	
September	2,869,500.00	1,833,250.00				589	
October	2,459,500.00	1,636,960.00				613	
November	2,016,200.00	1,373,390.00				507	
December	1,854,600.00	1,160,230.00				488	
<b>Totals</b>	<b>26,164,700.00</b>	<b>17,362,900.00</b>	<b>0.00</b>	<b>0.00</b>	<b>0.00</b>	<b>\$7,945</b>	<b>0</b>

If applicable, in the space below please provide a description for all un-metered water use along with amounts:

N/A
-----

- |   |   |
|---|---|
| 1 | Water withdrawn - Total gallons of water withdrawn from pumped sources.   |
| 2 | Water sold - Total gallons from customer meters, and other sales such as construction water.  |
| 3 | Water delivered (sold) to other systems - Total gallons of water delivered to other systems.  |
| 4 | Water received (purchased) from other systems - Total gallons of water purchased/received from other systems.   |
| 5 | Estimated authorized use - Total estimated gallons from authorized metered or unmetered use. Authorized uses such as flushing (mains, services and hydrants) draining/cleaning tanks, process, construction, fire fighting, etc. Non-authorized use (real losses) are service line breaks and leaks, water main breaks, meter inaccuracies and theft. |
| 6 | Enter the total purchased power costs for the power meters associated with this system.   |
| 7 | Enter the total purchased kWh used by the power meters associated with this system.   |

### Water Utility Plant Description

Name of the System:	0		
ADEQ Public Water System Number:			
ADWR PCC Number:			

## MAINS

[illegible]

## CUSTOMER METERS

[illegible]

## SERVICE LINES

SERVICE LINES		
Material	Percent of system	Year installed
NA		
NA		
NA		
NA		
NA		

## BOOSTER PUMPS

BOOSTER PUMPS		
Horsepower	GPM	Quantity
5	150	1
7.5	150	1

## FIRE HYDRANTS

FIRE HYDRANTS	
Type	Quantity
Standard *	
Other	

## STORAGE TANKS

STORAGE TANKS			
Capacity (gallons)	Material	Quantity	Year installed
48,000	STEEL	1	

## PRESSURE/BLADDER TANKS

PRESSURE/BLADDER TANKS			
Capacity (gallons)	Material	Quantity	Year installed
2,500		1	

\* A standard fire hydrant has two 2.5 inch hose connection nozzles with 7.5 threads per inch, and one 4.5 inch pumper connection nozzle with 4 threads per inch.

<b>Water Utility Plant Description (Continued)</b>
--

For the following three items, list the utility owned assets in each category for each system.

<b>TREATMENT EQUIPMENT:</b>	STIENER LIQUID CHLORINATOR PUMP
<b>STRUCTURES:</b>	20 BY 35 FOOT PUMPHOUSE, 325 FEET OF CHAIN LINK FENCE AROUND THE WELL, 195 FEET OF CHAIN LINK FENCE 8 FEET HIGH AT THE PUMPHOUSE, 125 FEET OF CHAIN LINK FENCE 4 FEET HIGH AT THE PUMPHOUSE
<b>OTHER:</b>	

**Provide a calculation used to determine the value of one water equivalent residential connection (ERC).**

Use one of the following methods:

- (a) If actual flow data are available from the preceding 12 months, divide the total annual single family residence (SFR) gallons sold by the average number of single family residence customers for the same period and divide the result by
- (b) If no historical flow data are available, use:  

$$ERC = ( \text{Total SFR gallons sold (Omit 000)} / 365 \text{ days} / 350 \text{ gallons per day} )$$

ERC	176
Method used:	(a)

Customer and Other Information	
Name of the System:	0
ADEQ Public Water System Number:	
ADWR PCC Number:	

Month	Number of Customers				
	Single-Family	Multi-Family	Commercial	Turf/Irrigation	Other Non-Residential
January	265				
February	268				
March	267				
April	264				
May	267				
June	269				
July	274				
August	274				
September	275				
October	274				
November	274				
December	274				

If the system has fire hydrants, what is the fire flow requirements?  GPM for  hrs.

Does the system have chlorination treatment?  Yes

Does the Company have an ADWR Gallons Per Capita Per Day (GPCPD) requirement?  No  
If yes, provide the GPCPD amount:

Is the Water Utility located in an ADWR Active Management Area (AMA)?  No  
If yes, which AMA?  NA

What is the present system connection capacity (in ERCs \*) using existing lines?

What is the future system connection capacity (in ERCs \*) upon service area buildout?

Describe any plans and estimated completion dates for any enlargements or improvements of this system.

\* an ERC is based on the calculation on the bottom of AR9 page 12.

Oak Creek Public Service, LLC  
Annual Report  
Utility Shutoffs / Disconnects  
12/31/21

Utility Shutoffs / Disconnects	
Name of the System:	0
ADEQ Public Water System Number:	
ADWR PCC Number:	

Month	Termination without Notice R14-2-410.B	Termination with Notice R14-2- 410.C	Other
January		6	
February		7	
March		8	
April		2	
May		2	
June		2	
July		5	
August		9	
September		8	
October		4	
November		3	
December		0	
<b>Total</b>	<b>0</b>	<b>56</b>	<b>0</b>

**Other (description):**

--

**Instructions:** Fill out the Grey Cells with the relevant information. Input 0 or none if there is nothing recorded in that account or there is no applicable information to report.

Property Taxes	
----------------	--

Amount of actual property taxes paid during Calendar Year 2021 was	
--	--

\$3,725
---------

If no property taxes paid, explain why.
---

<b>Instructions:</b> Fill out the Grey Cells with the relevant information. Input 0 or none if there is nothing recorded in that account or there is no applicable information to report.
---



Verification and Sworn Statement (Taxes)

Verification: State of Arizona I, the undersigned of the  
(state name)

County of (county name): Yavapai  
Name (owner or official) title: OWNER  
Company name: Oak Creek Public Service, LLC

DO SAY THAT THIS ANNUAL UTILITY PROPERTY TAX AND SALES TAX REPORT TO THE ARIZONA CORPORATION COMMISSION.

FOR THE YEAR ENDING: 12/31/21

HAS BEEN PREPARED UNDER MY DIRECTION, FROM THE ORIGINAL BOOKS, PAPERS AND RECORDS OF SAID UTILITY; THAT I HAVE CAREFULLY EXAMINED THE SAME, AND DECLARE THE SAME TO BE A COMPLETE AND CORRECT STATEMENT OF BUSINESS AND AFFAIRS OF SAID UTILITY FOR THE PERIOD COVERED BY THIS REPORT IN RESPECT TO EACH AND EVERY MATTER AND THING SET FORTH, TO THE BEST OF MY KNOWLEDGE, INFORMATION AND BELIEF.

Sworn Statement: I HEREBY ATTEST THAT ALL PROPERTY TAXES FOR SAID COMPANY ARE CURRENT AND PAID IN FULL.

I HEREBY ATTEST THAT ALL SALES TAXES FOR SAID COMPANY ARE CURRENT AND PAID IN FULL.

[Signature]  
signature of owner/official

928-634-4869

telephone no.

SUBSCRIBED AND SWORN TO BEFORE ME A NOTARY PUBLIC  
IN AND FOR THE COUNTY

THIS


14<sup>th</sup>

DAY OF

Yavapai  
(county name)  
April 2022  
(month) and (year)

MY COMMISSION EXPIRES

Jan 07 2024  
(date)



[Signature]  
(signature of notary public)

Verification and Sworn Statement

Verification:

State of Arizona I, the undersigned of the  
(state name)

County of (county name):

Yavapai

Name (owner or official) title:

OWNER

Company name:

Oak Creek Public Service, LLC

DO SAY THAT THIS ANNUAL UTILITY PROPERTY TAX AND SALES TAX REPORT TO THE ARIZONA CORPORATION COMMISSION.

FOR THE YEAR ENDING: 12/31/21

HAS BEEN PREPARED UNDER MY DIRECTION, FROM THE ORIGINAL BOOKS, PAPERS AND RECORDS OF SAID UTILITY; THAT I HAVE CAREFULLY EXAMINED THE SAME, AND DECLARE THE SAME TO BE A COMPLETE AND CORRECT STATEMENT OF BUSINESS AND AFFAIRS OF SAID UTILITY FOR THE PERIOD COVERED BY THIS REPORT IN RESPECT TO EACH AND EVERY MATTER AND THING SET FORTH, TO THE BEST OF MY KNOWLEDGE, INFORMATION AND BELIEF.

Sworn Statement: IN ACCORDANCE WITH THE REQUIREMENTS OF TITLE 40, ARTICLE 8, SECTION 40-401, ARIZONA REVISED STATUTES. IT IS HEREIN REPORTED THAT THE GROSS OPERATING REVENUE OF SAID UTILITY DERIVED FROM ARIZONA INTRASTATE UTILITY OPERATIONS DURING THE CALENDAR YEAR WAS:

Arizona Intrastate Gross Operating Revenues Only (\$)

\$114,907

(The amount in the box above includes

\$6,024

in sales taxes  
billed or collected)

[Signature]

signature of owner/official

928-634-4869

telephone no.

SUBSCRIBED AND SWORN TO BEFORE ME A NOTARY PUBLIC  
IN AND FOR THE COUNTY

THIS

14<sup>th</sup>

DAY OF

Yavapai

(county name)


April 2022

(month) and (year)

MY COMMISSION EXPIRES

Jan 07 2024

(date)



[Signature]  
(signature of notary public)

Verification and Sworn Statement (Residential Revenue)

Verification:

State of Arizona I, the undersigned of the  
(state name)

County of (county name):

Yavapai

Name (owner or official) title:

OWNER

Company name:

Oak Creek Public Service, LLC

DO SAY THAT THIS ANNUAL UTILITY PROPERTY TAX AND SALES TAX REPORT TO THE ARIZONA CORPORATION COMMISSION.

FOR THE YEAR ENDING: 12/31/21

HAS BEEN PREPARED UNDER MY DIRECTION, FROM THE ORIGINAL BOOKS, PAPERS AND RECORDS OF SAID UTILITY; THAT I HAVE CAREFULLY EXAMINED THE SAME, AND DECLARE THE SAME TO BE A COMPLETE AND CORRECT STATEMENT OF BUSINESS AND AFFAIRS OF SAID UTILITY FOR THE PERIOD COVERED BY THIS REPORT IN RESPECT TO EACH AND EVERY MATTER AND THING SET FORTH, TO THE BEST OF MY KNOWLEDGE, INFORMATION AND BELIEF.

Sworn Statement:

IN ACCORDANCE WITH THE REQUIREMENTS OF TITLE 40, ARTICLE 8, SECTION 40-401, ARIZONA REVISED STATUTES, IT IS HEREIN REPORTED THAT THE GROSS OPERATING REVENUE OF SAID UTILITY DERIVED FROM ARIZONA INTRASTATE UTILITY OPERATIONS RECEIVED FROM RESIDENTIAL CUSTOMERS DURING THE CALENDAR YEAR WAS:

Arizona Intrastate Gross Operating Revenues Only (\$)

\$114,907

(The amount in the box above includes

\$6,024 in sales taxes  
billed or collected)

[Signature]

signature of owner/official

928-634-4869

telephone no.

SUBSCRIBED AND SWORN TO BEFORE ME A NOTARY PUBLIC  
IN AND FOR THE COUNTY

Yavapai  
(county name)

THIS


14<sup>th</sup>

DAY OF

April 2022  
(month) and (year)

MY COMMISSION EXPIRES

Jan 07 2024  
(date)



[Signature]  
(signature of notary public)

Oak Creek Public Service, LLC  
Annual Report  
for Income Tax Statement of Certification  
12/31/21

for Income Tax Statement of Certification

Verification:

State of Arizona I, the undersigned of the  
(state name)

County of (county name):

Yavapai

Name (owner or official) title:

OWNER

Company name:

Oak Creek Public Service, LLC

FOR THE YEAR ENDING: 12/31/21

Sworn Statement:

IN ACCORDANCE WITH THE REQUIREMENTS OF DECISION NO. 77084, BECAUSE THE UTILITY REQUIRES THE GROSS UP OF ADVANCES AND CONTRIBUTIONS, I HEREBY STATE THAT THE UTILITY A NET INCREASE IN CURRENT INCOME TAX EXPENSE OR A DECREASE IN DEFERRED TAX ASSET FOR A CARRY FORWARD ACCORDING TO GAAP IN AN AMOUNT EQUAL TO OR GREATER THAN THE AMOUNT OF THE REQUIRED GROSS UP PAID BY DEVELOPERS IN THE PERIOD COVERED BY THIS ANNUAL REPORT.

*Be Wilson*  
signature of owner/official

928-634-4869  
telephone no.

SUBSCRIBED AND SWORN TO BEFORE ME A NOTARY PUBLIC  
IN AND FOR THE COUNTY

Yavapai  
(county name)

THIS


14<sup>th</sup>

DAY OF

April 2022  
(month) and (year)

MY COMMISSION EXPIRES

Jan 07 2024  
(date)



*Susann Thompson*  
(signature of notary public)