

See

RECEIVED  
ARIZONA CORPORATION  
COMMISSION  
2020 APR -2 A 10:55

**ANNUAL REPORT**

Of

Company Name: Oak Creek Public Service, LLC  
PO Box 103

Mailing Address: Cornville AZ  
86325

Docket No.: W-04304A  
For the Year Ended: 12/31/19

**WATER UTILITY**

To

Arizona Corporation Commission

**Due on April 15th**

Email: [rdelafuente@azcc.gov](mailto:rdelafuente@azcc.gov), mail or deliver the completed Annual Report to:  
Arizona Corporation Commission  
Compliance Section - Utilities Division  
1200 West Washington Street  
Phoenix, Arizona 85007

Application Type: Original Filing  
Application Date: 3/31/2020

Oak Creek Public Service, LLC  
Annual Report  
Table of Contents

TABLE OF CONTENTS

Company Name: Oak Creek Public Service, LLC  
Test Year: 12/31/19

Table of contents:	Page No.	Complete
AR 1	<u>Cover Page 1</u>	Complete
AR 2	<u>Cover Page 2</u>	Complete
AR 2-2	<u>Important changes during the year</u>	Complete
AR 3	<u>Utility Plant in Service (Water)</u>	Complete
AR 4	<u>Depreciation Expense for the Current Year (Water)</u>	Complete
AR 5	<u>Balance Sheet Assets</u>	Complete
AR 6	<u>Water Comparative Income Statement</u>	Complete
AR 6-2	<u>Full time equivalent employees</u>	Complete
AR 7	<u>Supplemental Financial Data (Long-Term Debt)</u>	Complete
AR 8	<u>Well and Water Usage</u>	Complete
AR 9	<u>Water Utility Plant Description</u>	Complete
AR 10	<u>Customer and Other Information</u>	Complete
AR 11	<u>Utility Shutoffs / Disconnects</u>	Complete
AR 12	<u>Property Taxes</u>	Complete
AR 13	<u>Verification and Sworn Statement (Taxes)</u>	Complete
AR 14	<u>Verification and Sworn Statement</u>	Complete
AR 15	<u>Verification and Sworn Statement (Residential Revenue)</u>	Complete
AR 16	<u>Full Gross-up Method for Income Tax Statement of Certificate</u>	Complete

General Instructions: For each schedule, fill out the Grey Cells with the relevant information. Input 0 or none if there is nothing recorded in that account or there is no applicable information to report. This table of contents is intended to assist with the completeness of the Annual Report, and will not become part of the Annual Report that will be published on the Commission's website.

Note 1: the Pages highlighted in grey require input to properly complete the annual report. The other pages are linked and therefore automatically populate.

ARIZONA CORPORATION COMMISSION  
WATER UTILITY ANNUAL REPORT  
Oak Creek Public Service, LLC  
A Class ☐ E Utility

For the Calendar Year Ended: 12/31/19

Primary Address: 

P O BOX 103			
City:	CORNVILLE	State:	Arizona
Zip Code:	86325		

Telephone Number: 

928-634-4869
--------------

Date of Original Organization of Utility: 

1/1/2016
----------

Person to whom correspondence should be addressed concerning this report:

Name: 

ALAN W WILLIAMS
-----------------

  
Telephone No. : 

928-300-0541
--------------

  
Address: 

2180 E AMY DRIVE			
City:	CAMP VERDE	State:	Arizona
Zip Code:	86322		

  
Email: 

tjkacad@ suddenlink.net
-------------------------

NA 

Name:			
Telephone No. :			
Address:			
City:		State:	Arizona
Zip Code:	86322		
Email:			

NA 

Name:			
Telephone No. :			
Address:			
City:		State:	Arizona
Zip Code:	86322		
Email:			

NA 

Name:			
Telephone No. :			
Address:			
City:		State:	Arizona
Zip Code:	86322		
Email:			

NA 

Name:			
Telephone No. :			
Address:			
City:		State:	Arizona
Zip Code:	86322		
Email:			

Ownership: 

Limited Liability Company ("LLC")
-----------------------------------

Counties Served: 

Yavapai
---------

<b>Important changes during the year</b>
--

	For those companies not subject to the affiliated interest rules, has there been a change in ownership or direct control during the year?
--	---

	If yes, please provide specific details in the box below.
--	---

	N/A
--	-----

	Has the company been notified by any other regulatory authorities during the year, that they are out of compliance?
--	---

	If yes, please provide specific details in the box below.
--	---

	N/A
--	-----

Utility Plant in Service (Water)							
Account No.	Description	Beginning Year Original Cost	Current Year Additions	Current Year Retirements	Adjusted Original Cost	Accumulated Depreciation	OCLD (OC less AD)
301	Organization	\$0	\$0	\$0	\$0	\$0	\$0
302	Franchises	0	0	0	0	0	0
303	Land and Land Rights	4,398	0	0	4,398	0	4,398
304	Structures and Improvements	31,582	0	0	31,582	11,761	19,821
305	Collecting & Improving Reservoirs	0	0	0	0	0	0
306	Lake, River, Canal Intakes	0	0	0	0	0	0
307	Wells and Springs	8,383	0	0	8,383	8,383	0
308	Infiltration Galleries	0	0	0	0	0	0
309	Supply Mains	0	0	0	0	0	0
310	Power Generation Equipment	0	0	0	0	0	0
311	Pumping Equipment	32,423	0	0	32,423	32,423	0
320	Water Treatment Equipment	0	0	0	0	0	0
320.1	Water Treatment Plants	0	0	0	0	0	0
320.2	Solution Chemical Feeders	1,393	0	0	1,393	1,393	0
320.3	Point-of-Use Treatment Devices	0	0	0	0	0	0
330	Distribution Reservoirs and Standpipes	0	0	0	0	0	0
330.1	Storage Tanks	12,139	0	0	12,139	10,767	1,372
330.2	Pressure Tanks	1,349	0	0	1,349	1,349	0
331	Transmission and Distribution Mains	61,721	0	0	61,721	53,854	7,867
333	Services	33,447	0	0	33,447	19,848	13,599
334	Meters and Meter Installations	24,491	0	0	24,491	24,491	0
335	Hydrants	0	0	0	0	0	0
336	Backflow Prevention Devices	0	0	0	0	0	0
339	Other Plant and Misc. Equipment	15,000	0	15,000	0	0	0
340	Office Furniture and Equipment	500	0	0	500	193	307
340.1	Computer & Software	1,729	0	0	1,729	1,729	0
341	Transportation Equipment	7,500	0	7,500	0	0	0
342	Stores Equipment	0	0	0	0	0	0
343	Tools, Shop and Garage Equipment	0	0	0	0	0	0
344	Laboratory Equipment	0	0	0	0	0	0
345	Power Operated Equipment	0	0	0	0	0	0
346	Communication Equipment	0	0	0	0	0	0
347	Miscellaneous Equipment	0	0	0	0	0	0
348	Other Tangible Plant	0	0	0	0	0	0
	<b>Totals</b>	<b>\$236,055</b>	<b>\$0</b>	<b>\$22,500</b>	<b>\$213,555</b>	<b>\$166,191</b>	<b>\$47,364</b>



Oak Creek Public Service, LLC  
Annual Report  
Depreciation Expense for the Current Year (Water)  
12/31/19

Depreciation Expense for the Current Year (Water)									
Account No.	Description	Beginning Year Original Cost	Current Year Additions	Current Year Retirements	Adjusted Original Cost	Fully Depreciated/Non-depreciable Plant	Depreciable Plant	Depreciation Percentages	Depreciation Expense
301	Organization	\$0	\$0	\$0	\$0	\$0	\$0	0.00%	\$0
302	Franchises	0	0	0	0	\$0	0	0.00%	0
303	Land and Land Rights	4,398	0	0	4,398	\$0	4,398	0.00%	0
304	Structures and Improvements	31,582	0	0	31,582	\$0	31,582	2.56%	810
305	Collecting & Improving Reservoirs	0	0	0	0	\$0	0	0.00%	0
306	Lake, River, Canal Intakes	0	0	0	0	\$0	0	0.00%	0
307	Wells and Springs	8,383	0	0	8,383	\$0	8,383	0.00%	0
308	Infiltration Galleries	0	0	0	0	\$0	0	0.00%	0
309	Supply Mains	0	0	0	0	\$0	0	0.00%	0
310	Power Generation Equipment	0	0	0	0	\$0	0	0.00%	0
311	Pumping Equipment	32,423	0	0	32,423	\$0	32,423	0.00%	0
320	Water Treatment Equipment	0	0	0	0	\$0	0	0.00%	0
320.1	Water Treatment Plants	0	0	0	0	\$0	0	0.00%	0
320.2	Solution Chemical Feeders	1,393	0	0	1,393	\$0	1,393	19.89%	277
320.3	Point-of-Use Treatment Devices	0	0	0	0	\$0	0	0.00%	0
330	Distribution Reservoirs and Standpipes	0	0	0	0	\$0	0	0.00%	0
330.1	Storage Tanks	12,139	0	0	12,139	\$0	12,139	2.22%	269
330.2	Pressure Tanks	1,349	0	0	1,349	\$0	1,349	0.00%	0
331	Transmission and Distribution Mains	61,721	0	0	61,721	\$0	61,721	2.00%	1,234
333	Services	33,447	0	0	33,447	\$0	33,447	3.33%	1,114
334	Meters and Meter Installations	24,491	0	0	24,491	\$0	24,491	0.00%	0
335	Hydrants	0	0	0	0	\$0	0	0.00%	0
336	Backflow Prevention Devices	0	0	0	0	\$0	0	0.00%	0
339	Other Plant and Misc. Equipment	15,000	0	15,000	0	\$0	0	9.84%	738
340	Office Furniture and Equipment	500	0	0	500	\$0	500	24.40%	122
340.1	Computer & Software	1,729	0	0	1,729	\$0	1,729	0.00%	0
341	Transportation Equipment	7,500	0	7,500	0	\$0	0	6.85%	257
342	Stores Equipment	0	0	0	0	\$0	0	0.00%	0
343	Tools, Shop and Garage Equipment	0	0	0	0	\$0	0	0.00%	0
344	Laboratory Equipment	0	0	0	0	\$0	0	0.00%	0
345	Power Operated Equipment	0	0	0	0	\$0	0	0.00%	0
346	Communication Equipment	0	0	0	0	\$0	0	0.00%	0
347	Miscellaneous Equipment	0	0	0	0	\$0	0	0.00%	0
348	Other Tangible Plant	0	0	0	0	\$0	0	0.00%	0
	<b>Subtotal</b>	<b>\$236,055</b>	<b>\$0</b>	<b>\$22,500</b>	<b>\$213,555</b>	<b>\$0</b>	<b>\$213,555</b>		<b>\$4,821</b>

Contribution(s) in Aid of Construction (Gross)	\$0
Less: Non Amortizable Contribution(s)	0
Fully Amortized Contribution(s)	0
Amortizable Contribution(s)	\$0
Times: Proposed Amortization Rate	2.26%
Amortization of CIAC	\$0

Less: Amortization of CIAC \$0

**DEPRECIATION EXPENSE** **\$4,821**

Oak Creek Public Service, LLC  
Annual Report  
Balance Sheet Assets  
12/31/19

Balance Sheet Assets				
	Assets		Balance at Beginning of Year (2019)	Balance at End of Year (2019)
Account No.	<b>Current and Accrued Assets</b>			
131	Cash		\$3,991	\$3,453
134	Working Funds		0	
135	Temporary Cash Investments		0	
141	Customer Accounts Receivable		1,602	3,567
146	Notes Receivable from Associated Companies		0	
151	Plant Material and Supplies		0	
162	Prepayments		0	
174	Miscellaneous Current and Accrued Assets		0	
	<b>Total Current and Accrued Assets</b>		<b>\$5,593</b>	<b>\$7,020</b>
Account No.	<b>Fixed Assets</b>			
101	Utility Plant in Service*		\$236,055	\$213,555
103	Property Held for Future Use		0	
105	Construction Work in Progress		0	
108	Accumulated Depreciation (enter as negative)*		(179,893)	(166,191)
121	Non-Utility Property		0	
122	Accumulated Depreciation - Non Utility		0	
	<b>Total Fixed Assets</b>		<b>\$56,162</b>	<b>\$47,364</b>
	<b>Total Assets</b>		<b>\$61,755</b>	<b>\$54,384</b>

\*Note these items feed automatically from AR3 UPIS Page 4

Oak Creek Public Service, LLC  
Annual Report  
Balance Sheet Liabilities and Owners Equity

Balance Sheet Liabilities and Owners Equity				
	Liabilities		Balance at Beginning of Year (2019)	Balance at End of Year (2019)
Account No.	Current Liabilities			
231	Accounts Payable		\$354	\$319
232	Notes Payable (Current Portion)		0	
234	Notes Payable to Associated Companies		0	
235	Customer Deposits		9,960	10,430
236	Accrued Taxes		1,644	1,578
237	Accrued Interest		0	
242	Miscellaneous Current and Accrued Liabilities		0	
	<b>Total Current Liabilities</b>		<b>\$11,958</b>	<b>\$12,327</b>
	Long Term Debt			
224	Long Term Debt (Notes and Bonds)		\$0	
	Deferred Credits			
251	Unamortized Premium on Debt		\$0	
252	Advances in Aid of Construction		0	
255	Accumulated Deferred Investment Tax Credits		0	
271	Contributions in Aid of Construction		0	
272	Less: Amortization of Contributions		0	
281	Accumulated Deferred Income Tax		0	
	<b>Total Deferred Credits</b>		<b>\$0</b>	<b>\$0</b>
	<b>Total Liabilities</b>		<b>\$11,958</b>	<b>\$12,327</b>
	Capital Accounts			
201	Common Stock Issued		\$0	
211	Other Paid-In Capital		0	
215	Retained Earnings		49,797	42,057
218	Proprietary Capital (Sole Props and Partnerships)		0	
	<b>Total Capital</b>		<b>\$49,797</b>	<b>\$42,057</b>
	<b>Total Liabilities and Capital</b>		<b>\$61,755</b>	<b>\$54,384</b>

**Note: Total liabilities and Capital must match total assets for the beginning and end of the year!**



Oak Creek Public Service, LLC  
Annual Report  
Water Comparative Income Statement  
12/31/19

Water Comparative Income Statement			
Account No.	Calendar Year	Current Year 01/01/2019 -	Last Year 01/01/2018 - 12/31/2018
	<b>Operating Revenue</b>		
461	Metered Water Revenue	\$77,441	\$82,305
460	Unmetered Water Revenue	0	0
462	Fire Protection Revenue	0	0
469	Guaranteed Revenues (Surcharges)	0	0
471	Miscellaneous Service Revenues	0	0
474	Other Water Revenue	6,392	0
	<b>Total Revenues</b>	<b>\$83,833</b>	<b>\$82,305</b>
	<b>Operating Expenses</b>		
601	Salaries and Wages	\$31,650	\$33,210
604	Employee Pensions and Benefits	0	0
610	Purchased Water	0	0
615	Purchased Power	7,397	7,634
618	Chemicals	0	0
620	Materials and Supplies	0	0
620.1	Repairs and Maintenance	1,600	710
620.2	Office Supplies and Expense	8,019	9,674
630	Contractual Services	3,235	4,663
631	Contractual Services - Engineering	0	0
632	Contractual Services - Accounting	18,327	14,306
633	Contractual Services - Legal	3,000	0
634	Contractual Services - Management Fees	0	0
635	Contractual Services - Water Testing	3,300	1,000
636	Contractual Services - Other	0	0
640	Rents	0	0
641	Rental of Building/Real Property	0	0
642	Rental of Equipment	0	0
650	Transportation Expenses	115	70
657	Insurance - General Liability	1,634	1,634
657.1	Insurance - Health and Life	0	0
665	Regulatory Commission Expense - Rate	0	0
670	Bad Debt Expense	0	0
675	Miscellaneous Expense	0	0
403	Depreciation Expense (From Schedule AR4)	4,821	6,134
408	Taxes Other Than Income	2,639	3,830
408.11	Property Taxes	3,826	3,859
409	Income Taxes	0	0
427.1	Customer Security Deposit Interest	0	0
	<b>Total Operating Expenses</b>	<b>\$89,563</b>	<b>\$86,724</b>
	<b>Operating Income / (Loss)</b>	<b>(\$5,730)</b>	<b>(\$4,419)</b>
	<b>Other Income / (Expense)</b>		
419	Interest and Dividend Income	\$0	\$0
421	Non-Utility Income	(2,010)	0
426	Miscellaneous Non-Utility (Expense)	0	0
427	Interest (Expense)	0	0
	<b>Total Other Income / (Expense)</b>	<b>(\$2,010)</b>	<b>\$0</b>
	<b>Net Income / (Loss)</b>	<b>(\$7,740)</b>	<b>(\$4,419)</b>

Oak Creek Public Service, LLC  
 Annual Report  
 Full time equivalent employees  
 12/31/19

Full time equivalent employees
--------------------------------

	Direct Company	Allocated	Outside service	Total
President				0.0
Vice-president				0.0
Manager				0.0
Engineering Staff				0.0
System Operator(s)				0.0
Meter reader				0.0
Customer Service				0.0
Accounting				0.0
Business Office	3.0			3.0
Rates Department				0.0
Administrative Staff				0.0
Other				0.0
<b>Total</b>	3.0	0.0	0.0	3.0

Oak Creek Public Service, LLC  
Annual Report  
Supplemental Financial Data (Long-Term Debt)  
12/31/19

Supplemental Financial Data (Long-Term Debt)				
	Loan #1	Loan #2	Loan #3	Loan #4
Date Issued	None	None	None	None
Source of Loan	None	None	None	None
ACC Decision No.	None	None	None	None
Reason for Loan	None	None	None	None
Dollar Amt. Issued	None	None	None	None
Amount Outstanding	None	None	None	None
Date of Maturity	None	None	None	None
Interest Rate	None	None	None	None
Current Year Interest	None	None	None	None
Current Year Principal	None	None	None	None

Meter Deposit Balance at Test Year End:	
---	--

Meter Deposits Refunded During the Test Year:	
---	--

<p><i>List all bonds, notes, loans, and other types of indebtedness in which the proceeds were used in the provision of public utility service. Indebtedness incurred for personal uses by the owner of the utility should <u>not</u> be listed. Input 0 or none if there is nothing to report for that cell.</i></p>
---

### Well and Water Usage

[illegible]

Name of system water delivered to:	NA	
ADWR PCC Number:		#N/A
Source of water delivered to another system	NA	
Name of system water received from:	NA	
ADWR PCC Number:		#N/A
Source of water received	NA	
Well registry 55# (55-XXXXXX):		

Month	Water withdrawn (gallons)1	Water sold (gallons)2	Water delivered (sold) to other systems (gallons)3	Water received (purchased) from other systems (gallons)4	Estimated authorized use (gallons)5	Purchased Power Expense6	Purchased Power (kWh)7
January	1,437,300.00	844,930.00			600.00		531
February	2,011,600.00	1,097,290.00			600.00		556
March	991,200.00	848,610.00			600.00		392
April	1,013,900.00	878,770.00			600.00		418
May	1,228,900.00	1,336,880.00			600.00		491
June	1,770,300.00	1,698,290.00			600.00		647
July	3,008,400.00	2,205,703.00			600.00		843
August	3,662,600.00	2,767,806.00			600.00		911
September	3,150,600.00	2,068,924.00			600.00		827
October	2,621,500.00	1,586,690.00			600.00		634
November	2,463,700.00	2,425,660.00			600.00		702
December	1,938,000.00	1,004,155.00			600.00		445
<b>Totals</b>	<b>25,298,000.00</b>	<b>18,763,708.00</b>	<b>0.00</b>	<b>0.00</b>	<b>7,200.00</b>	<b>\$7,397</b>	

<p><b>If applicable, in the space below please provide a description for all un-metered water use along with amounts:</b></p> <p>N/A</p>	
--	--

- |   |   |
|---|---|
| 1 | Water withdrawn - Total gallons of water withdrawn from pumped sources.   |
| 2 | Water sold - Total gallons from customer meters, and other sales such as construction water.  |
| 3 | Water delivered (sold) to other systems - Total gallons of water delivered to other systems.  |
| 4 | Water received (purchased) from other systems - Total gallons of water purchased/received from other systems.   |
| 5 | Estimated authorized use - Total estimated gallons from authorized metered or unmetered use. Authorized uses such as flushing (mains, services and hydrants) draining/cleaning tanks, process, construction, fire fighting, etc. Non-authorized use (real losses) are service line breaks and leaks, water main breaks, meter inaccuracies and theft. |
| 6 | Enter the total purchased power costs for the power meters associated with this system.   |
| 7 | Enter the total purchased kWh used by the power meters associated with this system.   |



Water Utility Plant Description			
Name of the System:	OAK CREEK PUBLIC SERVICE, LLC		
ADEQ Public Water System Number:			AZ0413042
ADWR PCC Number:			91-000631.0000

MAINS		
Sizes (inches)	Material	Length (feet)
4.00	PVC	9,720
6.00	PVC	13,900
3.00	PVC	300
NA	NA	
NA	NA	
NA	NA	
NA	NA	
NA	NA	
NA	NA	
NA	NA	
NA	NA	
NA	NA	
NA	NA	
NA	NA	
NA	NA	

CUSTOMER METERS			
Size (inches)	Quantity	Percent over 1,00,000 gallons	Percent over 10 years old
5/8 X 3/4	265	265%	265%
NA			
NA			
NA			
NA			
NA			
NA			
NA			
NA			
NA			
NA			
NA			
NA			
NA			
NA			
NA			
NA			
NA			

SERVICE LINES			
Material	Percent of system	Year installed	
NA			
NA			
NA			
NA			
NA			

BOOSTER PUMPS		
Horsepower	GPM	Quantity
5	150	1
7.5	150	1

FIRE HYDRANTS	
Type	Quantity
Standard *	
Other	

STORAGE TANKS			
Capacity (gallons)	Material	Quantity	Year installed
48,000	steel	1	

PRESSURE/BLADDER TANKS			
Capacity (gallons)	Material	Quantity	Year installed
2,500		1	

\* A standard fire hydrant has two 2.5 inch hose connection nozzles with 7.5 threads per inch, and one 4.5 inch pumper connection nozzle with 4 threads per inch.

<b>Water Utility Plant Description (Continued)</b>
--

For the following three items, list the utility owned assets in each category for each system.

<b>TREATMENT EQUIPMENT:</b>	STIENER LIQUID CHLORINATOR PUMP
<b>STRUCTURES:</b>	20 BY 35 FOOT PUMPHOUSE, 325 FEET OF CHAIN LINK FENSE AROUND THE WELL, 195 FEET OF CHAIN LINK FENSE 8 FEET HIGH AT THE PUMPHOUSE, 125 FEET OF CHAIN LINK FENCE 4 FEET HIGH AT THE PUMPHOUSE/
<b>OTHER:</b>	N/A

Provide a calculation used to determine the value of one water equivalent residential connection (ERC).

Use one of the following methods:

- (a) If actual flow data are available from the preceding 12 months, divide the total annual single family residence (SFR) gallons sold by the average number of single family residence customers for the same period and divide the result by 365
- (b) If no historical flow data are available, use:  

$$ERC = ( \text{Total SFR gallons sold (Omit 000)} / 365 \text{ days} / 350 \text{ gallons per day} )$$

ERC	6,070
Method used:	(a)

Customer and Other Information	
Name of the System:	OAK CREEK PUBLIC SERVICE, LLC
ADEQ Public Water System Number:	AZ0413042
ADWR PCC Number:	91-000631.0000

Month	Number of Customers				
	Single-Family	Multi-Family	Commercial	Turf/Irrigation	Other Non-Residential
January	258				
February	256				
March	258				
April	258				
May	254				
June	252				
July	258				
August	261				
September	258				
October	259				
November	259				
December	260				

If the system has fire hydrants, what is the fire flow requirements?  GPM for  hrs.

Does the system have chlorination treatment?

Does the Company have an ADWR Gallons Per Capita Per Day (GPCPD) requirement?   
If yes, provide the GPCPD amount:

Is the Water Utility located in an ADWR Active Management Area (AMA)?   
If yes, which AMA?

What is the present system connection capacity (in ERCs \*) using existing lines?

What is the future system connection capacity (in ERCs \*) upon service area buildout?

Describe any plans and estimated completion dates for any enlargements or improvements of this system.

\* an ERC is based on the calculation on the bottom of AR9 page 12.

Oak Creek Public Service, LLC  
Annual Report  
Utility Shutoffs / Disconnects  
12/31/19

Utility Shutoffs / Disconnects		
Name of the System:	OAK CREEK PUBLIC SERVICE, LLC	
ADEQ Public Water System Number:		AZ0413042
ADWR PCC Number:		91-000631.0000

Month	Termination without Notice R14-2-410.B	Termination with Notice R14-2- 410.C	Other
January		4	
February		5	
March		8	
April		0	
May		1	
June		5	
July		3	
August		0	
September		3	
October		2	
November		5	
December		5	
<b>Total</b>	<b>0</b>	<b>41</b>	<b>0</b>

**Other (description):**

**Instructions:** Fill out the Grey Cells with the relevent information. Input 0 or none if there is nothing recorded in that account or there is no applicable information to report.



Oak Creek Public Service, LLC  
Annual Report  
Property Taxes  
12/31/19

Property Taxes	
Amount of actual property taxes paid during Calendar Year 2019 was	\$3,826

If no property taxes paid, explain why.

N/A

**Instructions:** Fill out the Grey Cells with the relevant information. Input 0 or none if there is nothing recorded in that account or there is no applicable information to report.

Verification and Sworn Statement (Taxes)

Verification: State of Arizona I, the undersigned of the  
(state name)

County of (county name): Yavapai  
Name (owner or official) title: ALAN WILLIAMS  
Company name: Oak Creek Public Service, LLC

DO SAY THAT THIS ANNUAL UTILITY PROPERTY TAX AND SALES TAX REPORT TO THE ARIZONA CORPORATION COMMISSION.

FOR THE YEAR ENDING: 12/31/19

HAS BEEN PREPARED UNDER MY DIRECTION, FROM THE ORIGINAL BOOKS, PAPERS AND RECORDS OF SAID UTILITY; THAT I HAVE CAREFULLY EXAMINED THE SAME, AND DECLARE THE SAME TO BE A COMPLETE AND CORRECT STATEMENT OF BUSINESS AND AFFAIRS OF SAID UTILITY FOR THE PERIOD COVERED BY THIS REPORT IN RESPECT TO EACH AND EVERY MATTER AND THING SET FORTH, TO THE BEST OF MY KNOWLEDGE, INFORMATION AND BELIEF.

Sworn Statement: I HEREBY ATTEST THAT ALL PROPERTY TAXES FOR SAID COMPANY ARE CURRENT AND PAID IN FULL.

I HEREBY ATTEST THAT ALL SALES TAXES FOR SAID COMPANY ARE CURRENT AND PAID IN FULL.

Alan Williams  
signature of owner/official

928-634-4869  
telephone no.

SUBSCRIBED AND SWORN TO BEFORE ME A NOTARY PUBLIC  
IN AND FOR THE COUNTY

THIS


15<sup>th</sup>

DAY OF

YAVAPAI  
(county name)  
April 2020  
(month) and (year)

MY COMMISSION EXPIRES

Jan 07 2024  
(date)



Susann Thompson  
(signature of notary public)

Verification and Sworn Statement

Verification:

State of Arizona I, the undersigned of the  
(state name)

County of (county name):

Yavapai

Name (owner or official) title:

ALAN WILLIAMS

Company name:

Oak Creek Public Service, LLC

DO SAY THAT THIS ANNUAL UTILITY PROPERTY TAX AND SALES TAX REPORT TO THE ARIZONA CORPORATION COMMISSION.

FOR THE YEAR ENDING: 12/31/19

HAS BEEN PREPARED UNDER MY DIRECTION, FROM THE ORIGINAL BOOKS, PAPERS AND RECORDS OF SAID UTILITY; THAT I HAVE CAREFULLY EXAMINED THE SAME, AND DECLARE THE SAME TO BE A COMPLETE AND CORRECT STATEMENT OF BUSINESS AND AFFAIRS OF SAID UTILITY FOR THE PERIOD COVERED BY THIS REPORT IN RESPECT TO EACH AND EVERY MATTER AND THING SET FORTH, TO THE BEST OF MY KNOWLEDGE, INFORMATION AND BELIEF.

Sworn Statement: IN ACCORDANCE WITH THE REQUIREMENTS OF TITLE 40, ARTICLE 8, SECTION 40-401, ARIZONA REVISED STATUTES, IT IS HEREIN REPORTED THAT THE GROSS OPERATING REVENUE OF SAID UTILITY DERIVED FROM ARIZONA INTRASTATE UTILITY OPERATIONS DURING THE CALENDAR YEAR WAS:

Arizona Intrastate Gross Operating Revenues Only (\$)

\$88,519

(The amount in the box above includes

\$4,686

in sales taxes

billed or collected)

Alan Williams

signature of owner/official

928-634-4869

telephone no.

SUBSCRIBED AND SWORN TO BEFORE ME A NOTARY PUBLIC  
IN AND FOR THE COUNTY YAVAPAI

THIS 1st


DAY OF

(county name)

April 2020  
(month) and (year)

MY COMMISSION EXPIRES

Jan 07 2024  
(date)



Susann Thompson  
(signature of notary public)

Verification and Sworn Statement (Residential Revenue)

Verification:

State of Arizona I, the undersigned of the  
(state name)

County of (county name): Yavapai  
Name (owner or official) title: ALAN WILLIAMS  
Company name: Oak Creek Public Service, LLC

DO SAY THAT THIS ANNUAL UTILITY PROPERTY TAX AND SALES TAX REPORT TO THE ARIZONA CORPORATION COMMISSION.

FOR THE YEAR ENDING: 12/31/19

HAS BEEN PREPARED UNDER MY DIRECTION, FROM THE ORIGINAL BOOKS, PAPERS AND RECORDS OF SAID UTILITY; THAT I HAVE CAREFULLY EXAMINED THE SAME, AND DECLARE THE SAME TO BE A COMPLETE AND CORRECT STATEMENT OF BUSINESS AND AFFAIRS OF SAID UTILITY FOR THE PERIOD COVERED BY THIS REPORT IN RESPECT TO EACH AND EVERY MATTER AND THING SET FORTH, TO THE BEST OF MY KNOWLEDGE, INFORMATION AND BELIEF.

Sworn Statement: IN ACCORDANCE WITH THE REQUIREMENTS OF TITLE 40, ARTICLE 8, SECTION 40-401, ARIZONA REVISED STATUTES, IT IS HEREIN REPORTED THAT THE GROSS OPERATING REVENUE OF SAID UTILITY DERIVED FROM ARIZONA INTRASTATE UTILITY OPERATIONS RECEIVED FROM RESIDENTIAL CUSTOMERS DURING THE CALENDAR YEAR WAS:


Arizona Intrastate Gross Operating Revenues Only (\$)

\$88,519

(The amount in the box above includes

\$4,686 in sales taxes

billed or collected)

  
signature of owner/official

928-634-4869  
telephone no.

SUBSCRIBED AND SWORN TO BEFORE ME A NOTARY PUBLIC  
IN AND FOR THE COUNTY

YAVAPAI

(county name)

THIS

1st

DAY OF

April 2020  
(month) and (year)

MY COMMISSION EXPIRES

Jan 07 2024  
(date)



SUSANN THOMPSON  
NOTARY PUBLIC - ARIZONA  
YAVAPAI COUNTY  
COMMISSION # 576033  
MY COMMISSION EXPIRES  
JANUARY 07, 2024

  
(signature of notary public)



Full Gross-up Method for Income Tax Statement of Certification

Verification:

State of Arizona I, the undersigned of the  
(state name)

County of (county name): Yavapai  
Name (owner or official) title: ALAN WILLIAMS  
Company name: Oak Creek Public Service, LLC

FOR THE YEAR ENDING: 12/31/19

Sworn Statement:

IN ACCORDANCE WITH THE REQUIREMENTS OF DECISION NO. 77084, BECAUSE THE UTILITY REQUIRES THE GROSS UP OF ADVANCES AND CONTRIBUTIONS, I HEREBY STATE THAT THE UTILITY HAS INCURRED OR IS EXPECTED TO INCUR A NET INCREASE IN CURRENT INCOME TAX EXPENSE OR A DECREASE IN DEFERRED TAX ASSET FOR A CARRY FORWARD ACCORDING TO GAAP IN AN AMOUNT EQUAL TO OR GREATER THAN THE AMOUNT OF THE REQUIRED GROSS UP PAID BY DEVELOPERS IN THE PERIOD COVERED BY THIS ANNUAL REPORT.

Alan Williams

signature of owner/official

928-634-4869

telephone no.

SUBSCRIBED AND SWORN TO BEFORE ME A NOTARY PUBLIC  
IN AND FOR THE COUNTY

YAVAPAI

(county name)

THIS


1<sup>st</sup>

DAY OF

April 2020  
(month) and (year)

MY COMMISSION EXPIRES

Jan 07 2024  
(date)



Susann Thompson

(signature of notary public)