

**ANNUAL REPORT**

Of

Company Name: Mount Tipton Water Co., Inc.  
PO Box 38

Mailing Address: Dolan Springs AZ  
86441-0038

Docket No.: W-02105A  
For the Year Ended: 12/31/21

**REVISED**  
**RECEIVED BY EMAIL**  
7/12/2022, 11:30 AM  
**ARIZONA CORPORATION**  
**COMMISSION UTILITIES DIVISION**

**WATER UTILITY**

To

Arizona Corporation Commission

**Due on April 15th**

Email: Util-Compliance@azcc.gov, mail or deliver the completed Annual Report to:  
Arizona Corporation Commission  
Compliance Section - Utilities Division  
1200 West Washington Street  
Phoenix, Arizona 85007

Application Type: Original Filing  
Application Date: 4/29/2022

ARIZONA CORPORATION COMMISSION  
WATER UTILITY ANNUAL REPORT  
Mount Tipton Water Co., Inc.  
A Class ☒ Utility

For the Calendar Year Ended: 12/31/21

Primary Address: 

15996 Ironwood Drive			
City:	Dolan Springs	State:	Arizona
		Zip Code:	86441

Telephone Number: 

928 767 3713
--------------

Date of Original Organization of Utility: 

5/21/1968
-----------

Person to whom correspondence should be addressed concerning this report:

Name: 

Brenda Mona
-------------

  
Telephone No. : 

(928) 767-3713
----------------

  
Address: 

P.O.Box 38			
City:	Dolan Springs	State:	Arizona
		Zip Code:	86441

  
Email: 

tiptonwater@frontiernet.net
-----------------------------

Statutory Agent  
Name: 

Brenda Mona
-------------

  
Telephone No. : 

(928) 767-3713
----------------

  
Address: 

P.O.Box 38			
City:	Dolan Springs	State:	Arizona
		Zip Code:	86441

  
Email: 

brendamona.tiptonwater@frontiernet.net
--

NA  
Name: 

NA
----

  
Telephone No. : 

NA
----

  
Address: 

NA			
City:	NA	State:	Arizona
		Zip Code:	NA

  
Email: 

NA
----

NA  
Name: 

NA
----

  
Telephone No. : 

NA
----

  
Address: 

NA			
City:	NA	State:	Arizona
		Zip Code:	NA

  
Email: 

NA
----

NA  
Name: 

NA
----

  
Telephone No. : 

NA
----

  
Address: 

NA			
City:	NA	State:	Arizona
		Zip Code:	NA

  
Email: 

NA
----

Ownership: 

"C" Corporation
-----------------

Counties Served: 

Mohave
--------

ARIZONA CORPORATION COMMISSION  
WATER UTILITY ANNUAL REPORT  
Mount Tipton Water Co., Inc.

<b>Important changes during the year</b>
--

	For those companies not subject to the affiliated interest rules, has there been a change in ownership or direct control during the year?
	If yes, please provide specific details in the box below.
	NO

	Has the company been notified by any other regulatory authorities during the year, that they are out of compliance?
	If yes, please provide specific details in the box below.
	Missed filing date with ADEQ. Came into compliance

Utility Plant in Service (Water)							
Account No	Description	Beginning Year Original Cost	Current Year Additions	Current Year Retirements	Adjusted Original Cost	Accumulated Depreciation	OCLD (OC less AD)
301	Organization	\$0	\$0	\$0	\$0	\$0	\$0
302	Franchises	313	0	0	313	0	313
303	Land and Land Rights	112,724	3,799	0	116,523	0	116,523
304	Structures and Improvements	22,682	3,431	0	26,113	13,124	12,989
305	Collecting & Improving Reservoirs	0	0	0	0	0	0
306	Lake, River, Canal Intakes	0	0	0	0	0	0
307	Wells and Springs	468,639	9,112	0	477,751	136,070	341,681
308	Infiltration Galleries	0	0	0	0	0	0
309	Supply Mains	0	0	0	0	0	0
310	Power Generation Equipment	0	0	0	0	0	0
311	Pumping Equipment	23,310	21,207	0	44,517	19,775	24,742
320	Water Treatment Equipment	0	0	0	0	0	0
320.1	Water Treatment Plants	0	0	0	0	0	0
320.2	Solution Chemical Feeders	0	0	0	0	0	0
320.3	Point-of-Use Treatment Devices	0	0	0	0	0	0
330	Distribution Reservoirs and Standpipes	211,234	0	0	211,234	101,678	109,556
330.1	Storage Tanks	0	0	0	0	0	0
330.2	Pressure Tanks	0	0	0	0	0	0
331	Transmission and Distribution Mains	462,365	5,623	0	467,988	356,008	111,980
333	Services	0	0	0	0	0	0
334	Meters and Meter Installations	76,945	8,106	0	85,051	51,028	34,023
335	Hydrants	1,230	0	0	1,230	1,230	0
336	Backflow Prevention Devices	0	0	0	0	0	0
339	Other Plant and Misc. Equipment	0	0	0	0	0	0
340	Office Furniture and Equipment	9,398	4,112	0	13,510	7,822	5,688
340.1	Computer & Software	0	0	0	0	0	0
341	Transportation Equipment	25,031	13,584	0	38,615	7,082	31,533
342	Stores Equipment	0	0	0	0	0	0
343	Tools, Shop and Garage Equipment	8,621	3,083	0	11,704	6,127	5,577
344	Laboratory Equipment	0	0	0	0	0	0
345	Power Operated Equipment	0	0	0	0	0	0
346	Communication Equipment	0	0	0	0	0	0
347	Miscellaneous Equipment	0	0	0	0	0	0
348	Other Tangible Plant	0	0	0	0	0	0
	<b>Totals</b>	<b>\$1,422,492</b>	<b>\$72,057</b>	<b>\$0</b>	<b>\$1,494,549</b>	<b>\$699,943</b>	<b>\$794,606</b>

Depreciation Expense for the Current Year (Water)									
Account No.	Description	Beginning Year Original Cost	Current Year Additions	Current Year Retirements	Adjusted Original Cost	Fully Depreciated/Non-depreciable Plant	Depreciable Plant	Depreciation Percentages	Depreciation Expense
301	Organization	\$0	\$0	\$0	\$0	\$0	\$0	0.00%	\$0
302	Franchises	313	0	0	313	313	0	0.00%	0
303	Land and Land Rights	112,724	3,799	0	116,523	116,523	0	0.00%	0
304	Structures and Improvements	22,682	3,431	0	26,113	0	26,113	3.00%	818
305	Collecting & Improving Reservoirs	0	0	0	0	0	0	0.00%	0
306	Lake, River, Canal Intakes	0	0	0	0	0	0	0.00%	0
307	Wells and Springs	468,639	9,112	0	477,751	0	477,751	3.00%	15,773
308	Infiltration Galleries	0	0	0	0	0	0	0.00%	0
309	Supply Mains	0	0	0	0	0	0	0.00%	0
310	Power Generation Equipment	0	0	0	0	0	0	0.00%	0
311	Pumping Equipment	23,310	21,207	0	44,517	0	44,517	5.00%	2,359
320	Water Treatment Equipment	0	0	0	0	0	0	0.00%	0
320.1	Water Treatment Plants	0	0	0	0	0	0	0.00%	0
320.2	Solution Chemical Feeders	0	0	0	0	0	0	0.00%	0
320.3	Point-of-Use Treatment Devices	0	0	0	0	0	0	0.00%	0
330	Distribution Reservoirs and Standpipes	211,234	0	0	211,234	0	211,234	2.00%	4,694
330.1	Storage Tanks	0	0	0	0	0	0	0.00%	0
330.2	Pressure Tanks	0	0	0	0	0	0	0.00%	0
331	Transmission and Distribution Mains	462,365	5,623	0	467,988	0	467,988	0.80%	4,018
333	Services	0	0	0	0	0	0	0.00%	0
334	Meters and Meter Installations	76,945	8,106	0	85,051	0	85,051	8.00%	6,940
335	Hydrants	1,230	0	0	1,230	0	1,230	2.00%	25
336	Backflow Prevention Devices	0	0	0	0	0	0	0.00%	0
339	Other Plant and Misc. Equipment	0	0	0	0	0	0	0.00%	0
340	Office Furniture and Equipment	9,398	4,112	0	13,510	0	13,510	19.00%	2,567
340.1	Computer & Software	0	0	0	0	0	0	0.00%	0
341	Transportation Equipment	25,031	13,584	0	38,615	0	38,615	14.00%	5,459
342	Stores Equipment	0	0	0	0	0	0	0.00%	0
343	Tools, Shop and Garage Equipment	8,621	3,083	0	11,704	0	11,704	1.60%	1,938
344	Laboratory Equipment	0	0	0	0	0	0	0.00%	0
345	Power Operated Equipment	0	0	0	0	0	0	0.00%	0
346	Communication Equipment	0	0	0	0	0	0	0.00%	0
347	Miscellaneous Equipment	0	0	0	0	0	0	0.00%	0
348	Other Tangible Plant	0	0	0	0	0	0	0.00%	0
	<b>Subtotal</b>	<b>\$1,422,492</b>	<b>\$72,057</b>	<b>\$0</b>	<b>\$1,494,549</b>	<b>\$116,836</b>	<b>\$1,377,713</b>		<b>\$44,591</b>

Contribution(s) in Aid of Construction (Gross) \$0  
Less: Non Amortizable Contribution(s) 0  
Fully Amortized Contribution(s) 0  
Amortizable Contribution(s) \$0  
Times: Proposed Amortization Rate 3.24%  
**Amortization of CIAC** \$0

Less: Amortization of CIAC \$0  
**DEPRECIATION EXPENSE \$44,591**

Mount Tipton Water Co., Inc.  
Annual Report  
Balance Sheet Assets  
12/31/21

Balance Sheet Assets				
	Assets		Balance at Beginning of Year (2021)	Balance at End of Year (2021)
Account No.	<b>Current and Accrued Assets</b>			
131	Cash		\$141,208	\$235,571
134	Working Funds		0	0
135	Temporary Cash Investments		0	0
141	Customer Accounts Receivable		28,964	38,067
146	Notes Receivable from Associated Companies		0	0
151	Plant Material and Supplies		0	0
162	Prepayments		0	0
174	Miscellaneous Current and Accrued Assets		6,776	1,938
	<b>Total Current and Accrued Assets</b>		<b>\$176,948</b>	<b>\$275,576</b>
Account No.	<b>Fixed Assets</b>			
101	Utility Plant in Service*		\$1,422,492	\$1,494,549
103	Property Held for Future Use		0	0
105	Construction Work in Progress		0	0
108	Accumulated Depreciation (enter as negative)*		(655,354)	(699,943)
121	Non-Utility Property		0	0
122	Accumulated Depreciation - Non Utility		0	0
	<b>Total Fixed Assets</b>		<b>\$767,138</b>	<b>\$794,606</b>
	<b>Total Assets</b>		<b>\$944,086</b>	<b>\$1,070,182</b>

\*Note these items feed automatically from AR3 UPIS Page 4

Mount Tipton Water Co., Inc.  
Annual Report  
Balance Sheet Liabilities and Owners Equity

Balance Sheet Liabilities and Owners Equity				
	Liabilities		Balance at Beginning of Year (2021)	Balance at End of Year (2021)
Account No.	Current Liabilities			
231	Accounts Payable		\$0	\$0
232	Notes Payable (Current Portion)		0	0
234	Notes Payable to Associated Companies		0	0
235	Customer Deposits		29,330	47,186
236	Accrued Taxes		12,862	17,508
237	Accrued Interest		0	0
242	Miscellaneous Current and Accrued Liabilities		0	0
	<b>Total Current Liabilities</b>		<b>\$42,192</b>	<b>\$64,694</b>
	Long Term Debt			
224	Long Term Debt (Notes and Bonds)		\$0	\$0
	Deferred Credits			
251	Unamortized Premium on Debt		\$0	\$0
252	Advances in Aid of Construction		16,008	62,294
255	Accumulated Deferred Investment Tax Credits		0	0
271	Contributions in Aid of Construction		0	0
272	Less: Amortization of Contributions		0	0
281	Accumulated Deferred Income Tax		0	0
	<b>Total Deferred Credits</b>		<b>\$16,008</b>	<b>\$62,294</b>
	<b>Total Liabilities</b>		<b>\$58,200</b>	<b>\$126,988</b>
	Capital Accounts			
201	Common Stock Issued		\$0	\$0
211	Other Paid-In Capital		0	0
215	Retained Earnings		885,886	943,194
218	Proprietary Capital (Sole Props and Partnerships)		0	0
	<b>Total Capital</b>		<b>\$885,886</b>	<b>\$943,194</b>
	<b>Total Liabilities and Capital</b>		<b>\$944,086</b>	<b>\$1,070,182</b>

**Note: Total liabilities and Capital must match total assets for the beginning and end of the year!**

Mount Tipton Water Co., Inc.  
Annual Report  
Water Comparative Income Statement  
12/31/21

Water Comparative Income Statement			
Account No.	Calendar Year	Current Year 01/01/2021 - 12/31/2021	Last Year 01/01/2020 - 12/31/2020
	<b>Operating Revenue</b>		
461	Metered Water Revenue	\$399,868	\$396,452
460	Unmetered Water Revenue	35,094	35,089
462	Fire Protection Revenue	0	0
469	Guaranteed Revenues (Surcharges)	0	0
471	Miscellaneous Service Revenues	0	0
474	Other Water Revenue	2,975	4,620
	<b>Total Revenues</b>	<b>\$437,937</b>	<b>\$436,161</b>
	<b>Operating Expenses</b>		
601	Salaries and Wages	\$170,562	\$171,527
604	Employee Pensions and Benefits	0	0
610	Purchased Water	0	0
615	Purchased Power	34,473	33,898
618	Chemicals	0	0
620	Materials and Supplies	0	0
620.1	Repairs and Maintenance	8,414	9,418
620.2	Office Supplies and Expense	17,304	18,076
630	Contractual Services	0	0
631	Contractual Services - Engineering	110	0
632	Contractual Services - Accounting	8,006	7,670
633	Contractual Services - Legal	0	0
634	Contractual Services - Management Fees	0	0
635	Contractual Services - Water Testing	0	0
636	Contractual Services - Other	11,285	10,118
640	Rents	0	0
641	Rental of Building/Real Property	0	0
642	Rental of Equipment	0	1,739
650	Transportation Expenses	15,997	15,236
657	Insurance - General Liability	15,868	10,623
657.1	Insurance - Health and Life	0	0
665	Regulatory Commission Expense - Rate	0	0
670	Bad Debt Expense	0	0
675	Miscellaneous Expense	6,258	11,684
403	Depreciation Expense (From Schedule AR4)	44,591	42,475
408	Taxes Other Than Income	25,565	23,312
408.11	Property Taxes	21,900	22,662
409	Income Taxes	0	0
427.1	Customer Security Deposit Interest	0	0
	<b>Total Operating Expenses</b>	<b>\$380,333</b>	<b>\$378,438</b>
	<b>Operating Income / (Loss)</b>	<b>\$57,604</b>	<b>\$57,723</b>
	<b>Other Income / (Expense)</b>		
419	Interest and Dividend Income	(\$286)	\$664
421	Non-Utility Income	705	15,550
426	Miscellaneous Non-Utility (Expense)	0	0
427	Interest (Expense)	0	(750)
	<b>Total Other Income / (Expense)</b>	<b>\$419</b>	<b>\$15,464</b>
	<b>Net Income / (Loss)</b>	<b>\$58,023</b>	<b>\$73,187</b>



Mount Tipton Water Co., Inc.  
 Annual Report  
 Full time equivalent employees  
 12/31/21

<b>Full time equivalent employees</b>
---------------------------------------

	Direct Company	Allocated	Outside service	Total
President	0.0	0.0	0.0	0.0
Vice-president	0.0	0.0	0.0	0.0
Manager	2,080.0	0.0	0.0	2,080.0
Engineering Staff	0.0	0.0	0.0	0.0
System Operator(s)	2,080.0	0.0	0.0	2,080.0
Meter reader	0.0	0.0	0.0	0.0
Customer Service	0.0	0.0	0.0	0.0
Accounting	0.0	0.0	0.0	0.0
Business Office	0.0	0.0	0.0	0.0
Rates Department	0.0	0.0	0.0	0.0
Administrative Staff	0.0	0.0	0.0	0.0
Other	6,240.0	0.0	0.0	6,240.0
<b>Total</b>	<b>10,400.0</b>	<b>0.0</b>	<b>0.0</b>	<b>10,400.0</b>

Mount Tipton Water Co., Inc.  
Annual Report  
Supplemental Financial Data (Long-Term Debt)  
12/31/21

Supplemental Financial Data (Long-Term Debt)				
	Loan #1	Loan #2	Loan #3	Loan #4
Date Issued	1/0/1900	1/0/1900	1/0/1900	1/0/1900
Source of Loan	0	0	0	0
ACC Decision No.	0	0	0	0
Reason for Loan	0	0	0	0
Dollar Amt. Issued	\$0	\$0	\$0	\$0
Amount Outstanding	\$0	\$0	\$0	\$0
Date of Maturity	1/0/1900	1/0/1900	1/0/1900	1/0/1900
Interest Rate	0.00%	0.00%	0.00%	0.00%
Current Year Interest	\$0	\$0	\$0	\$0
Current Year Principal	\$0	\$0	\$0	\$0

Meter Deposit Balance at Test Year End:	\$16,226
---	----------

Meter Deposits Refunded During the Test Year:	\$8,720
---	---------

**List all bonds, notes, loans, and other types of indebtedness in which the proceeds were used in the provision of public utility service. Indebtedness incurred for personal uses by the owner of the utility should not be listed. Input 0 or none if there is nothing to report for that cell.**

Well and Water Usage											
Name of the System:		MT TIPTON WATER CO INC									
ADEQ Public Water System Number:		AZ0408059									
ADWR PCC Number:		91-000333.0000									
Well registry 55# (55-XXXXXX):	Pump Horsepower	Pump Yield (gpm)	Casing Depth (feet)	Casing Diameter (inches)	Pump Motor Type **	Year Drilled	Water level 2011	Water level 2021	Meter Size (inches)	How measured:	Active
55-911950	40	140	806	8	centrifugal	2010	0	450	3	Metered	Yes
55-508835	15	35	700	8	centrifugal	1984	0	420	3	Metered	Yes
55-520733	0	0	540	8	centrifugal	1988	0	N/A	2	N/A	No
55-5010178	15	36	900	8	centrifugal	1985	0	786	2	Metered	Yes
55-601846	0	0	465	8	centrifugal	1966	0	N/A	2	Metered	Yes
55-601847	15	45	500	6	centrifugal	1978	0	403	2	Metered	Yes
55-601848	no Pump	21	147	2	N/A	1972	0	N/A	3	N/A	No
55-601849	0	0	350	8	N/A	1962	0	N/A	2	N/A	No
55-922726	40	120	806	8	centrifugal	2019	0	409	3	Metered	Yes
0	0	0	0	0	0	0	0	0	0	N/A	N/A
0	0	0	0	0	0	0	0	0	0	N/A	N/A
0	0	0	0	0	0	0	0	0	0	N/A	N/A
0	0	0	0	0	0	0	0	0	0	N/A	N/A
0	0	0	0	0	0	0	0	0	0	N/A	N/A
0	0	0	0	0	0	0	0	0	0	N/A	N/A
0	0	0	0	0	0	0	0	0	0	N/A	N/A
0	0	0	0	0	0	0	0	0	0	N/A	N/A
0	0	0	0	0	0	0	0	0	0	N/A	N/A
0	0	0	0	0	0	0	0	0	0	N/A	N/A

Name of system water delivered to:	NA
ADWR PCC Number:	#N/A
Source of water delivered to another system	NA

Name of system water received from:	NA
ADWR PCC Number:	#N/A
Source of water received	NA
Well registry 55# (55-XXXXXX):	NA

Month	Water withdrawn (gallons) <sup>1</sup>	Water sold (gallons) <sup>2</sup>	Water delivered (sold) to other systems (gallons) <sup>3</sup>	Water received (purchased) from other systems (gallons) <sup>4</sup>	Estimated authorized use (gallons) <sup>5</sup>	Purchased Power Expense <sup>6</sup>	Purchased Power (kWh) <sup>7</sup>
January	3,100,200.00	2,357,005.00	0.00	0.00	40,589.00	\$2,008	3,317
February	2,880,290.00	2,322,161.00	0.00	0.00	39,767.00	2,034	3,001
March	2,445,930.00	2,777,361.00	0.00	0.00	228,793.00	2,086	3,241
April	3,695,550.00	3,468,797.00	0.00	0.00	36,300.00	2,552	4,413
May	4,279,860.00	4,083,996.00	0.00	0.00	68,108.00	3,365	5,558
June	6,391,970.00	5,484,418.00	0.00	0.00	12,028.00	4,071	6,440
July	5,250,760.00	5,048,779.00	0.00	0.00	5,150.00	3,842	6,460
August	5,672,700.00	4,832,378.00	0.00	0.00	101,364.00	3,908	6,642
September	5,169,840.00	4,713,397.00	0.00	0.00	0.00	3,093	5,291
October	3,051,180.00	2,815,847.00	0.00	0.00	106,514.00	2,401	4,374
November	3,982,940.00	3,312,818.00	0.00	0.00	110,051.00	2,588	4,191
December	2,744,820.00	2,276,099.00	0.00	0.00	3,900.00	2,359	3,550
<b>Totals</b>	<b>48,666,040.00</b>	<b>43,493,056.00</b>	<b>0.00</b>	<b>0.00</b>	<b>752,564.00</b>	<b>\$34,307</b>	<b>56,478</b>

If applicable, in the space below please provide a description for all un-metered water use along with amounts:

N/A

<sup>1</sup> Water withdrawn - Total gallons of water withdrawn from pumped sources.

<sup>2</sup> Water sold - Total gallons from customer meters, and other sales such as construction water.

<sup>3</sup> Water delivered (sold) to other systems - Total gallons of water delivered to other systems.

<sup>4</sup> Water received (purchased) from other systems - Total gallons of water purchased/received from other systems.

<sup>5</sup> Estimated authorized use - Total estimated gallons from authorized metered or unmetered use. Authorized uses such as flushing (mains, services and hydrants) draining/cleaning tanks, process, construction, fire fighting, etc. Non-authorized use (real losses) are service line breaks and leaks, water main breaks, meter inaccuracies and theft.

<sup>6</sup> Enter the total purchased power costs for the power meters associated with this system.

<sup>7</sup> Enter the total purchased kWh used by the power meters associated with this system.

Water Utility Plant Description			
Name of the System:	MT TIPTON WATER CO INC		
ADEQ Public Water System Number:	AZ0408059		
ADWR PCC Number:	91-000333.0000		

MAINS		
Sizes (inches)	Material	Length (feet)
2.00	VARIOUS	70,343
3.00	VARIOUS	1,975
4.00	VARIOUS	31,484
5.00	NA	0
6.00	VARIOUS	80,157
8.00	VARIOUS	12,255
NA	NA	0
NA	NA	0
NA	NA	0
NA	NA	0
NA	NA	0
NA	NA	0
NA	NA	0
NA	NA	0

SERVICE LINES		
Material	Percent of system	Year installed
PVC	80%	NA
Black poly	20%	NA
NA	0%	NA
NA	0%	NA
NA	0%	NA

CUSTOMER METERS			
Size (inches)	Quantity	Percent over 1,000,000 gallons	Percent over 10 years old
1	2	0%	0%
1.5	1	0%	0%
2	2	0%	0%
3	1	0%	0%
4	1	100%	0%
5/8 X 3/4	741	1%	0%
NA	0	0%	0%
NA	0	0%	0%
NA	0	0%	0%
NA	0	0%	0%
NA	0	0%	0%
NA	0	0%	0%
NA	0	0%	0%
NA	0	0%	0%
NA	0	0%	0%
NA	0	0%	0%
NA	0	0%	0%
NA	0	0%	0%

BOOSTER PUMPS		
Horsepower	GPM	Quantity
55	0	5
7.5	0	1
10	0	1
0	0	1

FIRE HYDRANTS	
Type	Quantity
Standard *	3
Other	0

STORAGE TANKS			
Capacity (gallons)	Material	Quantity	Year installed
510,000	Steel	7	0
30,000	PVC	3	0
0	0	0	0
0	0	0	0
0	0	0	0
0	0	0	0
0	0	0	0

PRESSURE/BLADDER TANKS			
Capacity (gallons)	Material	Quantity	Year installed
1,000	Steel	1	1998
0	0	0	0
0	0	0	0
0	0	0	0
0	0	0	0
0	0	0	0
0	0	0	0

\* A standard fire hydrant has two 2.5 inch hose connection nozzles with 7.5 threads per inch, and one 4.5 inch pumper connection nozzle with 4 threads per inch.

<b>Water Utility Plant Description (Continued)</b>
--

For the following three items, list the utility owned assets in each category for each system.

<b>TREATMENT EQUIPMENT:</b>	NA
<b>STRUCTURES:</b>	Office Buildings, Storage Building, Well and Pump Houses
<b>OTHER:</b>	NA

**Provide a calculation used to determine the value of one water equivalent residential connection (ERC).**

Use one of the following methods:

- (a) If actual flow data are available from the preceding 12 months, divide the total annual single family residence (SFR) gallons sold by the average number of single family residence customers for the same period and divide the result by
- (b) If no historical flow data are available, use:  

$$ERC = ( \text{Total SFR gallons sold (Omit 000)} / 365 \text{ days} / 350 \text{ gallons per day} )$$

ERC                      

343
-----

  
 Method used:        

(a)
-----

Customer and Other Information		
Name of the System:	MT TIPTON WATER CO INC	
ADEQ Public Water System Number:	AZ0408059	
ADWR PCC Number:	91-000333.0000	

Month	Number of Customers				
	Single-Family	Multi-Family	Commercial	Turf/Irrigation	Other Non-Residential
January	620	0	43	0	0
February	622	0	42	0	0
March	622	0	43	0	0
April	625	0	43	0	0
May	627	0	43	0	0
June	623	0	43	0	0
July	638	0	45	0	0
August	648	0	46	0	0
September	655	0	45	0	0
October	662	0	44	0	0
November	664	0	44	0	0
December	661	0	44	0	0

0

If the system has fire hydrants, what is the fire flow requirements?  GPM for  hrs.

Does the system have chlorination treatment?

Does the Company have an ADWR Gallons Per Capita Per Day (GPCPD) requirement?

If yes, provide the GPCPD amount:

Is the Water Utility located in an ADWR Active Management Area (AMA)?

If yes, which AMA?

What is the present system connection capacity (in ERCs \*) using existing lines?

What is the future system connection capacity (in ERCs \*) upon service area buildout?

Describe any plans and estimated completion dates for any enlargements or improvements of this system.

Another Well by 2023 Estimated Production 100 GPM. Replace Standpipe by 2023

\* an ERC is based on the calculation on the bottom of AR9 page 12.

Mount Tipton Water Co., Inc.  
Annual Report  
Utility Shutoffs / Disconnects  
12/31/21

Utility Shutoffs / Disconnects		
Name of the System:	MT TIPTON WATER CO INC	
ADEQ Public Water System Number:		AZ0408059
ADWR PCC Number:		91-000333.0000

Month	Termination without Notice R14-2-410.B	Termination with Notice R14-2- 410.C	Other
January	0	1	0
February	0	11	0
March	0	3	0
April	0	6	0
May	0	2	0
June	0	2	0
July	0	7	0
August	0	4	0
September	0	0	0
October	0	0	0
November	0	0	0
December	0	0	0
<b>Total</b>	<b>0</b>	<b>36</b>	<b>0</b>

Other (description):

N/A

**Instructions:** Fill out the Grey Cells with the relevant information. Input 0 or none if there is nothing recorded in that account or there is no applicable information to report.

Property Taxes	
Amount of actual property taxes paid during Calendar Year 2021 was	\$15,901

<b>If no property taxes paid, explain why.</b>
N/A

**Instructions:** Fill out the Grey Cells with the relevant information. Input 0 or none if there is nothing recorded in that account or there is no applicable information to report.



**Verification and Sworn Statement (Taxes)**

Verification: State of Arizona I, the undersigned of the  
(state name)

County of (county name): Mohave  
Name (owner or official) title: Walter G. Kiffer, President  
Company name: Mount Tipton Water Co., Inc.

DO SAY THAT THIS ANNUAL UTILITY PROPERTY TAX AND SALES TAX REPORT TO THE ARIZONA CORPORATION COMMISSION.

FOR THE YEAR ENDING: 12/31/21

HAS BEEN PREPARED UNDER MY DIRECTION, FROM THE ORIGINAL BOOKS, PAPERS AND RECORDS OF SAID UTILITY; THAT I HAVE CAREFULLY EXAMINED THE SAME, AND DECLARE THE SAME TO BE A COMPLETE AND CORRECT STATEMENT OF BUSINESS AND AFFAIRS OF SAID UTILITY FOR THE PERIOD COVERED BY THIS REPORT IN RESPECT TO EACH AND EVERY MATTER AND THING SET FORTH, TO THE BEST OF MY KNOWLEDGE, INFORMATION AND BELIEF.

Sworn Statement: I HEREBY ATTEST THAT ALL PROPERTY TAXES FOR SAID COMPANY ARE CURRENT AND PAID IN FULL.

I HEREBY ATTEST THAT ALL SALES TAXES FOR SAID COMPANY ARE CURRENT AND PAID IN FULL.

Walter G. Kiffer PRESIDENT  
signature of owner/official

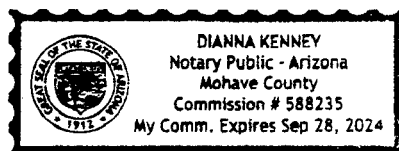
928 767 3713  
telephone no.

SUBSCRIBED AND SWORN TO BEFORE ME A NOTARY PUBLIC  
IN AND FOR THE COUNTY

THIS 29th DAY OF April  
(county name)  
(month) and (year)

MY COMMISSION EXPIRES

9/28/24  
(date)



Dianna G. Kenney  
(signature of notary public)

Verification and Sworn Statement

Verification:

State of Arizona I, the undersigned of the  
(state name)  
County of (county name): Mohave  
Name (owner or official) title: Walter G. Kiffer, President  
Company name: Mount Tipton Water Co., Inc.

DO SAY THAT THIS ANNUAL UTILITY PROPERTY TAX AND SALES TAX REPORT TO THE ARIZONA CORPORATION COMMISSION.

FOR THE YEAR ENDING: 12/31/21

HAS BEEN PREPARED UNDER MY DIRECTION, FROM THE ORIGINAL BOOKS, PAPERS AND RECORDS OF SAID UTILITY; THAT I HAVE CAREFULLY EXAMINED THE SAME, AND DECLARE THE SAME TO BE A COMPLETE AND CORRECT STATEMENT OF BUSINESS AND AFFAIRS OF SAID UTILITY FOR THE PERIOD COVERED BY THIS REPORT IN RESPECT TO EACH AND EVERY MATTER AND THING SET FORTH, TO THE BEST OF MY KNOWLEDGE, INFORMATION AND BELIEF.

Sworn Statement: IN ACCORDANCE WITH THE REQUIREMENTS OF TITLE 40, ARTICLE 8, SECTION 40-401, ARIZONA REVISED STATUTES, IT IS HEREIN REPORTED THAT THE GROSS OPERATING REVENUE OF SAID UTILITY DERIVED FROM ARIZONA INTRASTATE UTILITY OPERATIONS DURING THE CALENDAR YEAR WAS:

Arizona Intrastate Gross Operating Revenues Only (\$)

\$436,161

(The amount in the box above includes

\$0 in sales taxes

billed or collected)

Walter G. Kiffer, PRESIDENT  
signature of owner/official

928 767 3713

telephone no.

SUBSCRIBED AND SWORN TO BEFORE ME A NOTARY PUBLIC  
IN AND FOR THE COUNTY

THIS

29th

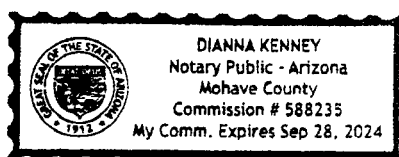
DAY OF

Mohave  
(county name)

April  
(month) and (year)

MY COMMISSION EXPIRES

9/28/24  
(date)



Dianna L. Kenney  
(signature of notary public)

**Verification and Sworn Statement (Residential Revenue)**

**Verification:**

State of Arizona I, the undersigned of the  
(state name)

County of (county name): Mohave  
Name (owner or official) title: Walter G. Kiffer, President  
Company name: Mount Tipton Water Co., Inc.

DO SAY THAT THIS ANNUAL UTILITY PROPERTY TAX AND SALES TAX REPORT TO THE ARIZONA CORPORATION COMMISSION.

FOR THE YEAR ENDING: 12/31/21

HAS BEEN PREPARED UNDER MY DIRECTION, FROM THE ORIGINAL BOOKS, PAPERS AND RECORDS OF SAID UTILITY; THAT I HAVE CAREFULLY EXAMINED THE SAME, AND DECLARE THE SAME TO BE A COMPLETE AND CORRECT STATEMENT OF BUSINESS AND AFFAIRS OF SAID UTILITY FOR THE PERIOD COVERED BY THIS REPORT IN RESPECT TO EACH AND EVERY MATTER AND THING SET FORTH, TO THE BEST OF MY KNOWLEDGE, INFORMATION AND BELIEF.

**Sworn Statement:** IN ACCORDANCE WITH THE REQUIREMENTS OF TITLE 40, ARTICLE 8, SECTION 40-401, ARIZONA REVISED STATUTES, IT IS HEREIN REPORTED THAT THE GROSS OPERATING REVENUE OF SAID UTILITY DERIVED FROM ARIZONA INTRASTATE UTILITY OPERATIONS RECEIVED FROM RESIDENTIAL CUSTOMERS DURING THE CALENDAR YEAR WAS:

Arizona Intrastate Gross Operating Revenues Only (\$)

\$436,161

(The amount in the box above includes

\$0 in sales taxes

billed or collected)

Walter G. Kiffer, PRESIDENT  
signature of owner/official

928 767 3713

telephone no.

SUBSCRIBED AND SWORN TO BEFORE ME A NOTARY PUBLIC  
IN AND FOR THE COUNTY

Mohave  
(county name)

THIS


29th

DAY OF

April  
(month) and (year)

MY COMMISSION EXPIRES

9/28/24  
(date)



Dianna L. Kenney  
(signature of notary public)

Mount Tipton Water Co., Inc.  
Annual Report  
Self-pay Method for Income Tax Statement of Certification  
12/31/21

Self-pay Method for Income Tax Statement of Certification

Verification:

State of Arizona I, the undersigned of the  
(state name)

County of (county name): Mohave  
Name (owner or official) title: Walter G. Kiffer, President  
Company name: Mount Tipton Water Co., Inc.

FOR THE YEAR ENDING: 12/31/21

Sworn Statement:

IN ACCORDANCE WITH THE REQUIREMENTS OF DECISION NO. 77084, BECAUSE THE UTILITY REQUIRES THE GROSS UP OF ADVANCES AND CONTRIBUTIONS, I HEREBY STATE THAT THE UTILITY HAS NOT INCURRED NOR IS EXPECTED TO INCUR A NET INCREASE IN CURRENT INCOME TAX EXPENSE OR A DECREASE IN DEFERRED TAX ASSET FOR A CARRY FORWARD ACCORDING TO GAAP IN AN AMOUNT EQUAL TO OR GREATER THAN THE AMOUNT OF THE REQUIRED GROSS UP PAID BY DEVELOPERS IN THE PERIOD COVERED BY THIS ANNUAL REPORT.

Walter A. Kiffer, PRESIDENT  
signature of owner/official

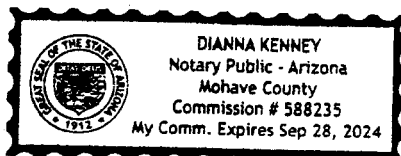
928 767 3713  
telephone no.

SUBSCRIBED AND SWORN TO BEFORE ME A NOTARY PUBLIC  
IN AND FOR THE COUNTY

Mohave  
(county name)

THIS 29th DAY OF April  
(month) and (year)

MY COMMISSION EXPIRES 9/28/24  
(date)



Dianna G. Kenney  
(signature of notary public)