

## ANNUAL REPORT

Of

Company Name: Morristown Water Company  
PO Box 156

Mailing Address: Morristown AZ  
85342

Docket No.: W-02164A  
For the Year Ended: 12/31/21

**RECEIVED  
BY EMAIL**

4/14/2022, 6:27 AM

**ARIZONA CORPORATION COMMISSION  
UTILITIES DIVISION**

## WATER UTILITY

To

Arizona Corporation Commission

### Due on April 15th

Email: Util-Compliance@azcc.gov, mail or deliver the completed Annual Report to:

Arizona Corporation Commission  
Compliance Section - Utilities Division  
1200 West Washington Street  
Phoenix, Arizona 85007

Application Type: Original Filing  
Application Date: 4/10/2022

ARIZONA CORPORATION COMMISSION  
WATER UTILITY ANNUAL REPORT  
Morristown Water Company  
A Class ☐ Utility

For the Calendar Year Ended: 12/31/21

Primary Address: 

PO Box 156
------------

  
City: 

Morristown
------------

 State: 

Arizona
---------

 Zip Code: 

85342
-------

Telephone Number: 

623-693-6793
--------------

Date of Original Organization of Utility: 

3/8/1971
----------

Person to whom correspondence should be addressed concerning this report:

Name: 

Carl Short
------------

  
Telephone No. : 

928-304-3566
--------------

  
Address: 

PO Box 156
------------

  
City: 

Morristown
------------

 State: 

Arizona
---------

 Zip Code: 

85342
-------

  
Email: 

<a href="mailto:morristownwc@outlook.com">morristownwc@outlook.com</a>
--

Regulatory and Management Contact

Name: 

Carol Threewit
----------------

  
Telephone No. : 

623-693-6793
--------------

  
Address: 

PO Box 156
------------

  
City: 

Morristown
------------

 State: 

Arizona
---------

 Zip Code: 

85342
-------

  
Email: 

<a href="mailto:ctmorristownwc1976@outlook.com">ctmorristownwc1976@outlook.com</a>
--

NA

Name: 

NA
----

  
Telephone No. : 

NA
----

  
Address: 

NA
----

  
City: 

NA
----

 State: 

Arizona
---------

 Zip Code: 

NA
----

  
Email: 

NA
----

NA

Name: 

NA
----

  
Telephone No. : 

NA
----

  
Address: 

NA
----

  
City: 

NA
----

 State: 

Arizona
---------

 Zip Code: 

NA
----

  
Email: 

NA
----

NA

Name: 

NA
----

  
Telephone No. : 

NA
----

  
Address: 

NA
----

  
City: 

NA
----

 State: 

Arizona
---------

 Zip Code: 

NA
----

  
Email: 

NA
----

Ownership: 

Association--Cooperative
--------------------------

Counties Served: 

Maricopa
----------

<b>Important changes during the year</b>
--

N/A	For those companies not subject to the affiliated interest rules, has there been a change in ownership or direct control during the year?
	If yes, please provide specific details in the box below.
	NA

No	Has the company been notified by any other regulatory authorities during the year, that they are out of compliance?
	If yes, please provide specific details in the box below.
	NA

Utility Plant in Service (Water)							
Account No.	Description	Beginning Year Original Cost	Current Year Additions	Current Year Retirements	Adjusted Original Cost	Accumulated Depreciation	OCLD (OC less AD)
301	Organization	\$3,175	\$0	\$0	\$3,175	\$0	\$3,175
302	Franchises	0	0	0	0	0	0
303	Land and Land Rights	1,790	0	0	1,790	0	1,790
304	Structures and Improvements	42,931	0	0	42,931	42,931	0
305	Collecting & Improving Reservoirs	0	0	0	0	0	0
306	Lake, River, Canal Intakes	0	0	0	0	0	0
307	Wells and Springs	41,085	0	0	41,085	28,615	12,470
308	Infiltration Galleries	0	0	0	0	0	0
309	Supply Mains	0	0	0	0	0	0
310	Power Generation Equipment	0	0	0	0	0	0
311	Pumping Equipment	111,895	0	0	111,895	98,955	12,940
320	Water Treatment Equipment	0	0	0	0	0	0
320.1	Water Treatment Plants	0	0	0	0	0	0
320.2	Solution Chemical Feeders	0	0	0	0	0	0
320.3	Point-of-Use Treatment Devices	0	0	0	0	0	0
330	Distribution Reservoirs and Standpipes	0	0	0	0	0	0
330.1	Storage Tanks	117,591	0	0	117,591	68,612	48,979
330.2	Pressure Tanks	2,071	0	0	2,071	295	1,776
331	Transmission and Distribution Mains	112,974	0	0	112,974	111,470	1,504
333	Services	73,375	0	0	73,375	70,091	3,284
334	Meters and Meter Installations	16,385	930	1,080	16,235	2,519	13,716
335	Hydrants	19,115	0	0	19,115	15,655	3,460
336	Backflow Prevention Devices	150	0	0	150	0	150
339	Other Plant and Misc. Equipment	0	0	0	0	0	0
340	Office Furniture and Equipment	0	0	0	0	0	0
340.1	Computer & Software	0	0	0	0	0	0
341	Transportation Equipment	0	0	0	0	0	0
342	Stores Equipment	0	0	0	0	0	0
343	Tools, Shop and Garage Equipment	0	0	0	0	0	0
344	Laboratory Equipment	0	0	0	0	0	0
345	Power Operated Equipment	0	0	0	0	0	0
346	Communication Equipment	0	0	0	0	0	0
347	Miscellaneous Equipment	0	0	0	0	0	0
348	Other Tangible Plant	0	0	0	0	0	0
	<b>Totals</b>	<b>\$542,537</b>	<b>\$930</b>	<b>\$1,080</b>	<b>\$542,387</b>	<b>\$439,143</b>	<b>\$103,244</b>



Morristown Water Company  
Annual Report  
Depreciation Expense for the Current Year (Water)  
12/31/21

Depreciation Expense for the Current Year (Water)									
Account No.	Description	Beginning Year Original Cost	Current Year Additions	Current Year Retirements	Adjusted Original Cost	Fully Depreciated/Non- depreciable Plant	Depreciable Plant	Depreciation Percentages	Depreciation Expense
301	Organization	\$3,175	\$0	\$0	\$3,175	\$0	\$3,175	0.00%	\$0
302	Franchises	0	0	0	0	0	0	0.00%	0
303	Land and Land Rights	1,790	0	0	1,790	0	1,790	0.00%	0
304	Structures and Improvements	42,931	0	0	42,931	42,931	0	3.33%	0
305	Collecting & Improving Reservoirs	0	0	0	0	0	0	2.50%	0
306	Lake, River, Canal Intakes	0	0	0	0	0	0	2.50%	0
307	Wells and Springs	41,085	0	0	41,085	28,615	12,470	3.33%	415
308	Infiltration Galleries	0	0	0	0	0	0	6.67%	0
309	Supply Mains	0	0	0	0	0	0	2.00%	0
310	Power Generation Equipment	0	0	0	0	0	0	5.00%	0
311	Pumping Equipment	111,895	0	0	111,895	98,955	12,940	12.50%	1,618
320	Water Treatment Equipment	0	0	0	0	0	0	0.00%	0
320.1	Water Treatment Plants	0	0	0	0	0	0	3.33%	0
320.2	Solution Chemical Feeders	0	0	0	0	0	0	20.00%	0
320.3	Point-of-Use Treatment Devices	0	0	0	0	0	0	10.00%	0
330	Distribution Reservoirs and Standpipes	0	0	0	0	0	0	0.00%	0
330.1	Storage Tanks	117,591	0	0	117,591	68,612	48,979	2.22%	1,087
330.2	Pressure Tanks	2,071	0	0	2,071	295	1,776	5.00%	89
331	Transmission and Distribution Mains	112,974	0	0	112,974	111,470	1,504	2.00%	30
333	Services	73,375	0	0	73,375	70,091	3,284	3.33%	109
334	Meters and Meter Installations	16,385	930	1,080	16,235	2,519	13,716	8.33%	1,149
335	Hvdrants	19,115	0	0	19,115	15,655	3,460	2.00%	69
336	Backflow Prevention Devices	150	0	0	150	0	150	6.67%	10
339	Other Plant and Misc. Equipment	0	0	0	0	0	0	6.67%	0
340	Office Furniture and Equipment	0	0	0	0	0	0	6.67%	0
340.1	Computer & Software	0	0	0	0	0	0	20.00%	0
341	Transportation Equipment	0	0	0	0	0	0	20.00%	0
342	Stores Equipment	0	0	0	0	0	0	4.00%	0
343	Tools, Shop and Garage Equipment	0	0	0	0	0	0	5.00%	0
344	Laboratory Equipment	0	0	0	0	0	0	10.00%	0
345	Power Operated Equipment	0	0	0	0	0	0	5.00%	0
346	Communication Equipment	0	0	0	0	0	0	10.00%	0
347	Miscellaneous Equipment	0	0	0	0	0	0	10.00%	0
348	Other Tangible Plant	0	0	0	0	0	0	0.00%	0
	<b>Subtotal</b>	<b>\$542,537</b>	<b>\$930</b>	<b>\$1,080</b>	<b>\$542,387</b>	<b>\$439,143</b>	<b>\$103,244</b>		<b>\$4,576</b>

Contribution(s) in Aid of Construction (Gross)	\$0
Less: Non Amortizable Contribution(s)	0
Fully Amortized Contribution(s)	0
Amortizable Contribution(s)	\$0
Times: Proposed Amortization Rate	4.43%
<b>Amortization of CIAC</b>	<b>\$0</b>

Less: Amortization of CIAC \$0

**DEPRECIATION EXPENSE** **\$4,576**

Morristown Water Company  
Annual Report  
Balance Sheet Assets  
12/31/21

Balance Sheet Assets				
	Assets		Balance at Beginning of Year	Balance at End of Year (2021)
Account No.	<b>Current and Accrued Assets</b>			
131	Cash		\$7,598	\$15,558
134	Working Funds		0	0
135	Temporary Cash Investments		0	0
141	Customer Accounts Receivable		491	898
146	Notes Receivable from Associated Companies		0	0
151	Plant Material and Supplies		0	417
162	Prepayments		0	156
174	Miscellaneous Current and Accrued Assets		0	0
	<b>Total Current and Accrued Assets</b>		<b>\$8,090</b>	<b>\$17,030</b>
Account No.	<b>Fixed Assets</b>			
101	Utility Plant in Service*		\$545,051	\$542,387
103	Property Held for Future Use		0	0
105	Construction Work in Progress		0	0
108	Accumulated Depreciation (enter as negative)*		(445,294)	(439,143)
121	Non-Utility Property		0	0
122	Accumulated Depreciation - Non Utility		0	0
	<b>Total Fixed Assets</b>		<b>\$99,757</b>	<b>\$103,244</b>
	<b>Total Assets</b>		<b>\$107,847</b>	<b>\$120,274</b>

\*Note these items feed automatically from AR3 UPIS Page 4

Morristown Water Company  
Annual Report  
Balance Sheet Liabilities and Owners Equity

Balance Sheet Liabilities and Owners Equity				
	Liabilities		Balance at Beginning of Year (2021)	Balance at End of Year (2021)
Account No.	Current Liabilities			
231	Accounts Payable		\$7,177	\$132
232	Notes Payable (Current Portion)		0	4,860
234	Notes Payable to Associated Companies		0	0
235	Customer Deposits		0	0
236	Accrued Taxes		0	0
237	Accrued Interest		0	0
242	Miscellaneous Current and Accrued Liabilities		9,419	1,053
	<b>Total Current Liabilities</b>		<b>\$16,596</b>	<b>\$6,045</b>
	<b>Long Term Debt</b>			
224	Long Term Debt (Notes and Bonds)		\$0	\$1,950
	<b>Deferred Credits</b>			
251	Unamortized Premium on Debt		\$0	\$0
252	Advances in Aid of Construction		0	0
255	Accumulated Deferred Investment Tax Credits		0	0
271	Contributions in Aid of Construction		0	0
272	Less: Amortization of Contributions		0	0
281	Accumulated Deferred Income Tax		0	0
	<b>Total Deferred Credits</b>		<b>\$0</b>	<b>\$0</b>
	<b>Total Liabilities</b>		<b>\$16,596</b>	<b>\$7,995</b>
	<b>Capital Accounts</b>			
201	Common Stock Issued		\$0	\$0
211	Other Paid-In Capital		45,000	45,000
215	Retained Earnings		46,251	67,279
218	Proprietary Capital (Sole Props and Partnerships)		0	0
	<b>Total Capital</b>		<b>\$91,251</b>	<b>\$112,279</b>
	<b>Total Liabilities and Capital</b>		<b>\$107,847</b>	<b>\$120,274</b>

**Note: Total liabilities and Capital must match total assets for the beginning and end of the year!**



Morristown Water Company  
Annual Report  
Water Comparative Income Statement  
12/31/21

Water Comparative Income Statement			
Account No.	Calendar Year	Current Year 01/01/2021 - 12/31/2021	Last Year 01/01/2020 - 12/31/2020
	<b>Operating Revenue</b>		
461	Metered Water Revenue	\$38,556	\$30,477
460	Unmetered Water Revenue	109	52
462	Fire Protection Revenue	0	0
469	Guaranteed Revenues (Surcharges)	1,637	0
471	Miscellaneous Service Revenues	0	0
474	Other Water Revenue	0	0
	<b>Total Revenues</b>	<b>\$40,303</b>	<b>\$30,529</b>
	<b>Operating Expenses</b>		
601	Salaries and Wages	\$0	\$0
604	Employee Pensions and Benefits	0	0
610	Purchased Water	0	0
615	Purchased Power	4,965	3,942
618	Chemicals	447	815
620	Materials and Supplies	0	4
620.1	Repairs and Maintenance	2,326	9,400
620.2	Office Supplies and Expense	412	601
630	Contractual Services	0	0
631	Contractual Services - Engineering	0	0
632	Contractual Services - Accounting	0	708
633	Contractual Services - Legal	3,395	0
634	Contractual Services - Management Fees	2,220	2,325
635	Contractual Services - Water Testing	1,820	1,520
636	Contractual Services - Other	1,020	1,015
640	Rents	0	0
641	Rental of Building/Real Property	0	0
642	Rental of Equipment	0	0
650	Transportation Expenses	0	0
657	Insurance - General Liability	1,060	1,062
657.1	Insurance - Health and Life	0	0
665	Regulatory Commission Expense - Rate	0	0
670	Bad Debt Expense	47	71
675	Miscellaneous Expense	2,046	1,700
403	Depreciation Expense (From Schedule AR4)	4,576	3,844
408	Taxes Other Than Income	0	2,388
408.11	Property Taxes	1,723	2,100
409	Income Taxes	0	0
427.1	Customer Security Deposit Interest	0	0
	<b>Total Operating Expenses</b>	<b>\$26,056</b>	<b>\$31,495</b>
	<b>Operating Income / (Loss)</b>	<b>\$14,246</b>	<b>(\$966)</b>
	<b>Other Income / (Expense)</b>		
419	Interest and Dividend Income	\$0	\$0
421	Non-Utility Income	0	0
426	Miscellaneous Non-Utility (Expense)	0	0
427	Interest (Expense)	0	0
	<b>Total Other Income / (Expense)</b>	<b>\$0</b>	<b>\$0</b>
	<b>Net Income / (Loss)</b>	<b>\$14,246</b>	<b>(\$966)</b>



**Full time equivalent employees**

	Direct Company	Allocated	Outside service	Total
President	0.0	0.0	0.0	0.0
Vice-president	0.0	0.0	0.0	0.0
Manager	0.0	0.0	0.0	0.0
Engineering Staff	0.0	0.0	0.0	0.0
System Operator(s)	0.0	0.0	0.0	0.0
Meter reader	0.0	0.0	0.0	0.0
Customer Service	0.0	0.0	0.0	0.0
Accounting	0.0	0.0	0.0	0.0
Business Office	0.0	0.0	0.0	0.0
Rates Department	0.0	0.0	0.0	0.0
Administrative Staff	0.0	0.0	0.0	0.0
Other	0.0	0.0	0.0	0.0
<b>Total</b>	0.0	0.0	0.0	0.0

Morristown Water Company  
Annual Report  
Supplemental Financial Data (Long-Term Debt)  
12/31/21

Supplemental Financial Data (Long-Term Debt)				
	Loan #1	Loan #2	Loan #3	Loan #4
Date Issued	5/14/2021	NA	NA	NA
Source of Loan	WIFA	NA	NA	NA
ACC Decision No.	77683	NA	NA	NA
Reason for Loan	Upgrades	NA	NA	NA
Dollar Amt. Issued	\$239,580	NA	NA	NA
Amount Outstanding	\$0	NA	NA	NA
Date of Maturity	5/14/2041	NA	NA	NA
Interest Rate	2.76%	NA	NA	NA
Current Year Interest	\$0	NA	NA	NA
Current Year Principal	\$116	NA	NA	NA

Meter Deposit Balance at Test Year End:	\$0
---	-----

Meter Deposits Refunded During the Test Year:	\$0
---	-----

**List all bonds, notes, loans, and other types of indebtedness in which the proceeds were used in the provision of public utility service. Indebtedness incurred for personal uses by the owner of the utility should not be listed. Input 0 or none if there is nothing to report for that cell.**

### Well and Water Usage

[illegible]

Name of system water delivered to:	NA
ADWR PCC Number:	#N/A
Source of water delivered to another system	NA

Name of system water received from:	NA
ADWR PCC Number:	#N/A
Source of water received	NA
Well registry 55# (55-XXXXXX):	NA

Month	Water withdrawn (gallons)1	Water sold (gallons)2	Water delivered (sold) to other systems (gallons)3	Water received (purchased) from other systems (gallons)4	Estimated authorized use (gallons)5	Purchased Power Expense6	Purchased Power (kWh)7
January	415,533.00		428,000.00	0.00	0.00	\$126	3,040
February	540,026.00	360,000.00	0.00	0.00	0.00	364	2,240
March	477,352.00	334,000.00	0.00	0.00	0.00	400	2,960
April	572,366.00	412,000.00	0.00	0.00	0.00	385	2,640
May	643,566.00	479,000.00	0.00	0.00	0.00	464	3,280
June	741,502.00	537,000.00	0.00	0.00	0.00	509	4,400
July	686,373.00	603,000.00	0.00	0.00	0.00	613	4,560
August	645,996.00	529,000.00	0.00	0.00	0.00	472	3,840
September	618,746.00	520,000.00	0.00	0.00	0.00	419	3,520
October	587,104.00	514,000.00	0.00	0.00	0.00	408	3,360
November	591,054.00	450,000.00	0.00	0.00	0.00	420	3,360
December	591,531.00	446,000.00	0.00	0.00	0.00	385	3,200
<b>Totals</b>	<b>7,111,149.00</b>	<b>5,612,000.00</b>	<b>0.00</b>	<b>0.00</b>	<b>0.00</b>	<b>\$4,965</b>	<b>40,400</b>

If applicable, in the space below please provide a description for all un-metered water use along with amounts:

In 2021 we had 4 major leaks in our the distribution system which account for a large amount of water lost.

- |   |   |
|---|---|
| 1 | Water withdrawn - Total gallons of water withdrawn from pumped sources.   |
| 2 | Water sold - Total gallons from customer meters, and other sales such as construction water.  |
| 3 | Water delivered (sold) to other systems - Total gallons of water delivered to other systems.  |
| 4 | Water received (purchased) from other systems - Total gallons of water purchased/received from other systems.   |
| 5 | Estimated authorized use - Total estimated gallons from authorized metered or unmetered use. Authorized uses such as flushing (mains, services and hydrants) draining/cleaning tanks, process, construction, fire fighting, etc. Non-authorized use (real losses) are service line breaks and leaks, water main breaks, meter inaccuracies and theft. |
| 6 | Enter the total purchased power costs for the power meters associated with this system.   |
| 7 | Enter the total purchased kWh used by the power meters associated with this system.   |



Water Utility Plant Description			
Name of the System:	MORRISTOWN WATER COMPANY		
ADEQ Public Water System Number:	AZ0407111		
ADWR PCC Number:	91-000231.0000		

MAINS		
Sizes (inches)	Material	Length (feet)
4.00	PVC	1,990
6.00	PVC	7,923
0.00	NA	0
0.00	NA	0
0.00	NA	0
0.00	NA	0
0.00	NA	0
0.00	NA	0
0.00	NA	0
0.00	NA	0
0.00	NA	0
0.00	NA	0
0.00	NA	0
0.00	NA	0
0.00	NA	0

SERVICE LINES			
Material	Percent of system	Year installed	
Black Poly	100%	NA	
NA	0%	NA	
NA	0%	NA	
NA	0%	NA	
NA	0%	NA	

BOOSTER PUMPS			
Horsepower	GPM	Quantity	
10	350	1	
7.5	200	1	
50	500	2	
NA	NA	NA	

STORAGE TANKS			
Capacity (gallons)	Material	Quantity	Year installed
100,000	Steel	1	1985
20,000	Steel	1	2003
NA	NA	NA	NA
NA	NA	NA	NA
NA	NA	NA	NA
NA	NA	NA	NA

CUSTOMER METERS			
Size (inches)	Quantity	Percent over 1,000,000 gallons	Percent over 10 years old
5/8 X 3/4	64	30%	47%
1.5	1	0%	0%
2	1	0%	0%
3	1	0%	0%
NA	0	NA	NA
NA	0	NA	NA
NA	0	NA	NA
NA	0	NA	NA
NA	0	NA	NA
NA	0	NA	NA
NA	0	NA	NA
NA	0	NA	NA
NA	0	NA	NA
NA	0	NA	NA
NA	0	NA	NA
NA	0	NA	NA
NA	0	NA	NA
NA	0	NA	NA

FIRE HYDRANTS	
Type	Quantity
Standard *	17
Other	0

PRESSURE/BLADDER TANKS			
Capacity (gallons)	Material	Quantity	Year installed
2,000	Steel	1	Unknown
NA	NA	NA	NA
NA	NA	NA	NA
NA	NA	NA	NA
NA	NA	NA	NA
NA	NA	NA	NA

\* A standard fire hydrant has two 2.5 inch hose connection nozzles with 7.5 threads per inch, and one 4.5 inch pumper connection nozzle with 4 threads per inch.

<b>Water Utility Plant Description (Continued)</b>
--

For the following three items, list the utility owned assets in each category for each system.

<b>TREATMENT EQUIPMENT:</b>	Chlorinator
<b>STRUCTURES:</b>	Chlorination Shed
<b>OTHER:</b>	None

**Provide a calculation used to determine the value of one water equivalent residential connection (ERC).**

Use one of the following methods:

- (a) If actual flow data are available from the preceding 12 months, divide the total annual single family residence (SFR) gallons sold by the average number of single family residence customers for the same period and divide the result by
- (b) If no historical flow data are available, use:  

$$ERC = ( \text{Total SFR gallons sold (Omit 000)} / 365 \text{ days} / 350 \text{ gallons per day} )$$

ERC 

245
-----

  
 Method used: 

(a)
-----

Customer and Other Information	
Name of the System:	MORRISTOWN WATER COMPANY
ADEQ Public Water System Number:	AZ0407111
ADWR PCC Number:	91-000231.0000

Month	Number of Customers				
	Single-Family	Multi-Family	Commercial	Turf/Irrigation	Other Non-Residential
January	61	2	3	0	1
February	61	2	3	0	1
March	61	2	3	0	1
April	61	2	3	0	1
May	61	2	3	0	1
June	61	2	3	0	1
July	61	2	3	0	1
August	61	2	3	0	1
September	61	2	3	0	1
October	61	2	3	0	1
November	61	2	3	0	1
December	61	2	3	0	1

If the system has fire hydrants, what is the fire flow requirements?  GPM for  hrs.

Does the system have chlorination treatment?

Does the Company have an ADWR Gallons Per Capita Per Day (GPCPD) requirement?   
If yes, provide the GPCPD amount:

Is the Water Utility located in an ADWR Active Management Area (AMA)?   
If yes, which AMA?

What is the present system connection capacity (in ERCs \*) using existing lines?

What is the future system connection capacity (in ERCs \*) upon service area buildout?

Describe any plans and estimated completion dates for any enlargements or improvements of this system.

Morristown Water Company is in the process of refurbishing both storage tanks, our pressure tank, and replace all four buster pumps. Estimated completion is Dec of 2022

\* an ERC is based on the calculation on the bottom of AR9 page 12.



Morristown Water Company  
Annual Report  
Utility Shutoffs / Disconnects  
12/31/21

Utility Shutoffs / Disconnects	
Name of the System:	MORRISTOWN WATER COMPANY
ADEQ Public Water System Number:	AZ0407111
ADWR PCC Number:	91-000231.0000

Month	Termination without Notice R14-2-410.B	Termination with Notice R14-2- 410.C	Other
January	0	0	0
February	0	0	0
March	0	0	0
April	0	0	0
May	0	0	0
June	0	0	0
July	0	0	0
August	0	0	0
September	0	0	0
October	0	0	0
November	0	0	0
December	0	0	0
<b>Total</b>	<b>0</b>	<b>0</b>	<b>0</b>

Other (description):

NA

**Instructions:** Fill out the Grey Cells with the relevant information. Input 0 or none if there is nothing recorded in that account or there is no applicable information to report.

Property Taxes	
----------------	--

Amount of actual property taxes paid during Calendar Year 2021 was
--

\$1,723
---------

If no property taxes paid, explain why.
---

NA
----

<b>Instructions:</b> Fill out the Grey Cells with the relevant information. Input 0 or none if there is nothing recorded in that account or there is no applicable information to report.
---

Verification and Sworn Statement (Taxes)

Verification: State of Arizona I, the undersigned of the  
(state name)

County of (county name): Maricopa  
Name (owner or official) title: Carl Short, Treasurer  
Company name: Morristown Water Company

DO SAY THAT THIS ANNUAL UTILITY PROPERTY TAX AND SALES TAX REPORT TO THE ARIZONA CORPORATION COMMISSION.

FOR THE YEAR ENDING: 12/31/21

HAS BEEN PREPARED UNDER MY DIRECTION, FROM THE ORIGINAL BOOKS, PAPERS AND RECORDS OF SAID UTILITY; THAT I HAVE CAREFULLY EXAMINED THE SAME, AND DECLARE THE SAME TO BE A COMPLETE AND CORRECT STATEMENT OF BUSINESS AND AFFAIRS OF SAID UTILITY FOR THE PERIOD COVERED BY THIS REPORT IN RESPECT TO EACH AND EVERY MATTER AND THING SET FORTH, TO THE BEST OF MY KNOWLEDGE, INFORMATION AND BELIEF.

Sworn Statement: I HEREBY ATTEST THAT ALL PROPERTY TAXES FOR SAID COMPANY ARE CURRENT AND PAID IN FULL.

I HEREBY ATTEST THAT ALL SALES TAXES FOR SAID COMPANY ARE CURRENT AND PAID IN FULL.

Carl Short

signature of owner/official

928-304-3566

telephone no.

SUBSCRIBED AND SWORN TO BEFORE ME A NOTARY PUBLIC  
IN AND FOR THE COUNTY

THIS

12<sup>th</sup>

DAY OF

Maricopa

(county name)

April, 2022

(month) and (year)


MY COMMISSION EXPIRES

08/07/25

(date)

[Signature]

(signature of notary public)





Verification and Sworn Statement

Verification:

State of Arizona I, the undersigned of the  
(state name)

County of (county name):

Maricopa

Name (owner or official) title:

Carl Short, Treasurer

Company name:

Morristown Water Company

DO SAY THAT THIS ANNUAL UTILITY PROPERTY TAX AND SALES TAX REPORT TO THE ARIZONA CORPORATION COMMISSION.

FOR THE YEAR ENDING: 12/31/21

HAS BEEN PREPARED UNDER MY DIRECTION, FROM THE ORIGINAL BOOKS, PAPERS AND RECORDS OF SAID UTILITY; THAT I HAVE CAREFULLY EXAMINED THE SAME, AND DECLARE THE SAME TO BE A COMPLETE AND CORRECT STATEMENT OF BUSINESS AND AFFAIRS OF SAID UTILITY FOR THE PERIOD COVERED BY THIS REPORT IN RESPECT TO EACH AND EVERY MATTER AND THING SET FORTH, TO THE BEST OF MY KNOWLEDGE, INFORMATION AND BELIEF.

Sworn Statement: IN ACCORDANCE WITH THE REQUIREMENTS OF TITLE 40, ARTICLE 8, SECTION 40-401, ARIZONA REVISED STATUTES, IT IS HEREIN REPORTED THAT THE GROSS OPERATING REVENUE OF SAID UTILITY DERIVED FROM ARIZONA INTRASTATE UTILITY OPERATIONS DURING THE CALENDAR YEAR WAS:

Arizona Intrastate Gross Operating Revenues Only (\$)

\$42,026

(The amount in the box above includes

\$1,723 in sales taxes

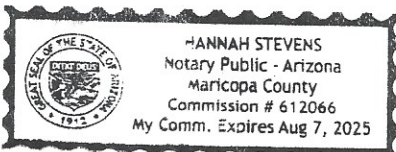
billed or collected)

Carl Short

signature of owner/official

928-304-3566

telephone no.



SUBSCRIBED AND SWORN TO BEFORE ME A NOTARY PUBLIC  
IN AND FOR THE COUNTY

Maricopa

THIS

12th

DAY OF

(county name)

April, 2022

(month) and (year)

MY COMMISSION EXPIRES

08/07/25

(date)

[Signature]

(signature of notary public)

**Verification and Sworn Statement (Residential Revenue)**

**Verification:**

State of Arizona I, the undersigned of the  
(state name)

County of (county name):

Maricopa

Name (owner or official) title:

Carl Short, Treasurer

Company name:

Morristown Water Company

DO SAY THAT THIS ANNUAL UTILITY PROPERTY TAX AND SALES TAX REPORT TO THE ARIZONA CORPORATION COMMISSION.

FOR THE YEAR ENDING: 12/31/21

HAS BEEN PREPARED UNDER MY DIRECTION, FROM THE ORIGINAL BOOKS, PAPERS AND RECORDS OF SAID UTILITY; THAT I HAVE CAREFULLY EXAMINED THE SAME, AND DECLARE THE SAME TO BE A COMPLETE AND CORRECT STATEMENT OF BUSINESS AND AFFAIRS OF SAID UTILITY FOR THE PERIOD COVERED BY THIS REPORT IN RESPECT TO EACH AND EVERY MATTER AND THING SET FORTH, TO THE BEST OF MY KNOWLEDGE, INFORMATION AND BELIEF.

**Sworn Statement:** IN ACCORDANCE WITH THE REQUIREMENTS OF TITLE 40, ARTICLE 8, SECTION 40-401, ARIZONA REVISED STATUTES, IT IS HEREIN REPORTED THAT THE GROSS OPERATING REVENUE OF SAID UTILITY DERIVED FROM ARIZONA INTRASTATE UTILITY OPERATIONS RECEIVED FROM RESIDENTIAL CUSTOMERS DURING THE CALENDAR YEAR WAS:

Arizona Intrastate Gross Operating Revenues Only (\$)

\$32,850

(The amount in the box above includes

\$376

in sales taxes  
billed or collected)

Carl Short

signature of owner/official

928-304-3566

telephone no.

SUBSCRIBED AND SWORN TO BEFORE ME A NOTARY PUBLIC  
IN AND FOR THE COUNTY

Maricopa

(county name)

THIS

12th

DAY OF


April, 2022

(month) and (year)

MY COMMISSION EXPIRES

08/10/25

(date)



[Signature]

(signature of notary public)

Morristown Water Company  
Annual Report  
for Income Tax Statement of Certification  
12/31/21

for Income Tax Statement of Certification

Verification:

State of Arizona I, the undersigned of the  
(state name)

County of (county name):

Maricopa

Name (owner or official) title:

Carl Short, Treasurer

Company name:

Morristown Water Company

FOR THE YEAR ENDING: 12/31/21

Sworn Statement:

IN ACCORDANCE WITH THE REQUIREMENTS OF DECISION NO. 77084, BECAUSE THE UTILITY REQUIRES THE GROSS UP OF ADVANCES AND CONTRIBUTIONS, I HEREBY STATE THAT THE UTILITY A NET INCREASE IN CURRENT INCOME TAX EXPENSE OR A DECREASE IN DEFERRED TAX ASSET FOR A CARRY FORWARD ACCORDING TO GAAP IN AN AMOUNT EQUAL TO OR GREATER THAN THE AMOUNT OF THE REQUIRED GROSS UP PAID BY DEVELOPERS IN THE PERIOD COVERED BY THIS ANNUAL REPORT.

Carl Short

signature of owner/official

928-304-3566

telephone no.

SUBSCRIBED AND SWORN TO BEFORE ME A NOTARY PUBLIC  
IN AND FOR THE COUNTY

Maricopa

(county name)

THIS

12th

DAY OF

April, 2022

(month) and (year)

MY COMMISSION EXPIRES

08/07/25

(date)

Hannah Stevens

(signature of notary public)

