

RECEIVED BY EMAIL

4/15/2021, 3:15 PM

ARIZONA CORPORATION COMMISSION
UTILITY DIVISION

ANNUAL REPORT

Of

Company Name: **LITTLE PARK WATER COMPANY**

45 Castle Rock Rd., Ste. 4

Mailing Address: Sedona, AZ
86351

Docket No.: W-02192A

For the Year Ended: 12/31/20

WATER UTILITY

To

Arizona Corporation Commission

Due on April 15th

Email: Util-Compliance@azcc.gov, mail or deliver the completed Annual Report to:

Arizona Corporation Commission
Compliance Section - Utilities Division
1200 West Washington Street
Phoenix, Arizona 85007

Application Type: Original Filing

Application Date: 4/15/2021

ARIZONA CORPORATION COMMISSION
WATER UTILITY ANNUAL REPORT
LITTLE PARK WATER COMPANY
A Class ☐ E Utility

For the Calendar Year Ended: 12/31/20

Primary Address: 45 Castle Rock Road, Suite 4
City: Sedona State: Arizona Zip Code: 86351

Telephone Number: 928-284-2298

Date of Original Organization of Utility: 3/14/1979

Person to whom correspondence should be addressed concerning this report:

Name: Dottie Talkington
Telephone No. : 928-284-2298
Address: 45 Castle Rock Road, Suite 4
City: Sedona State: Arizona Zip Code: 86351
Email: info@bigparkwater.com

On-Site Manager
Name: Nicholas Gudovic
Telephone No. : 928-284-2298
Address: 45 Castle Rock Road, Suite 4
City: Sedona State: Arizona Zip Code: 86351
Email: ngudovic@bigparkwater.com

NA
Name: NA
Telephone No. : NA
Address: NA
City: NA State: Arizona Zip Code: NA
Email: NA

NA
Name: NA
Telephone No. : NA
Address: NA
City: NA State: Arizona Zip Code: NA
Email: NA

NA
Name: NA
Telephone No. : NA
Address: NA
City: NA State: Arizona Zip Code: NA
Email: NA

Ownership: "C" Corporation

Counties Served: Yavapai

Important changes during the year
--

No	For those companies not subject to the affiliated interest rules, has there been a change in ownership or direct control during the year?
	If yes, please provide specific details in the box below.
	NA

No	Has the company been notified by any other regulatory authorities during the year, that they are out of compliance?
	If yes, please provide specific details in the box below.
	NA

LITTLE PARK WATER COMPANY
Annual Report
Utility Plant in Service (Water)
12/31/20

Utility Plant in Service (Water)							
Account No.	Description	Beginning Year Original Cost	Current Year Additions	Current Year Retirements	Adjusted Original Cost	Accumulated Depreciation	OCLD (OC less AD)
301	Organization	\$0	\$0	\$0	\$0	\$0	\$0
302	Franchises	9,322	\$0	\$0	9,322	0	9,322
303	Land and Land Rights	6,094	\$0	\$0	6,094	0	6,094
304	Structures and Improvements	27,249	\$0	\$0	27,249	26,316	933
305	Collecting & Improving Reservoirs	0	\$0	\$0	0	0	0
306	Lake, River, Canal Intakes	0	\$0	\$0	0	0	0
307	Wells and Springs	28,504	\$0	\$0	28,504	28,504	0
308	Infiltration Galleries	0	\$0	\$0	0	0	0
309	Supply Mains	0	\$0	\$0	0	0	0
310	Power Generation Equipment	0	\$0	\$0	0	0	0
311	Pumping Equipment	49,553	\$0	\$0	49,553	49,553	0
320	Water Treatment Equipment	0	\$0	\$0	0	0	0
320.1	Water Treatment Plants	264,559	\$0	\$0	264,559	111,145	153,414
320.2	Solution Chemical Feeders	0	\$0	\$0	0	0	0
320.3	Point-of-Use Treatment Devices	0	\$0	\$0	0	0	0
330	Distribution Reservoirs and Standpipes	0	\$0	\$0	0	0	0
330.1	Storage Tanks	20,899	\$0	\$0	20,899	20,899	0
330.2	Pressure Tanks	0	\$0	\$0	0	0	0
331	Transmission and Distribution Mains	674,034	719	\$0	674,753	315,915	358,838
333	Services	101,894	0	\$0	101,894	61,096	40,798
334	Meters and Meter Installations	40,964	1,701	\$0	42,665	37,506	5,158
335	Hydrants	52,386	\$0	\$0	52,386	25,586	26,800
336	Backflow Prevention Devices	0	\$0	\$0	0	0	0
339	Other Plant and Misc. Equipment	20,556	\$0	\$0	20,556	5,591	14,965
340	Office Furniture and Equipment	0	\$0	\$0	0	0	0
340.1	Computer & Software	0	\$0	\$0	0	0	0
341	Transportation Equipment	0	\$0	\$0	0	0	0
342	Stores Equipment	0	\$0	\$0	0	0	0
343	Tools, Shop and Garage Equipment	0	\$0	\$0	0	0	0
344	Laboratory Equipment	0	\$0	\$0	0	0	0
345	Power Operated Equipment	0	\$0	\$0	0	0	0
346	Communication Equipment	0	\$0	\$0	0	0	0
347	Miscellaneous Equipment	0	\$0	\$0	0	0	0
348	Other Tangible Plant	7,524	\$0	\$0	7,524	7,524	0
	Totals	\$1,303,538	\$2,419	\$0	\$1,305,957	\$689,635	\$616,322

LITTLE PARK WATER COMPANY
Annual Report
Depreciation Expense for the Current Year (Water)
12/31/20

Depreciation Expense for the Current Year (Water)									
Account No.	Description	Beginning Year Original Cost	Current Year Additions	Current Year Retirements	Adjusted Original Cost	Fully Depreciated/Non-depreciable Plant	Depreciable Plant	Depreciation Percentages	Depreciation Expense
301	Organization	\$0	\$0	\$0	\$0	\$0	\$0	0.00%	\$0
302	Franchises	9,322	0	0	9,322	9,322	0	0.00%	0
303	Land and Land Rights	6,094	0	0	6,094	6,094	0	0.00%	0
304	Structures and Improvements	27,249	0	0	27,249	0	27,249	3.33%	907
305	Collecting & Improving Reservoirs	0	0	0	0	0	0	0.00%	0
306	Lake, River, Canal Intakes	0	0	0	0	0	0	0.00%	0
307	Wells and Springs	28,504	0	0	28,504	28,504	0	0.00%	0
308	Infiltration Galleries	0	0	0	0	0	0	0.00%	0
309	Supply Mains	0	0	0	0	0	0	0.00%	0
310	Power Generation Equipment	0	0	0	0	0	0	0.00%	0
311	Pumping Equipment	49,553	0	0	49,553	0	49,553	12.50%	6,194
320	Water Treatment Equipment	0	0	0	0	0	0	0.00%	0
320.1	Water Treatment Plants	264,559	0	0	264,559	0	264,559	3.33%	8,810
320.2	Solution Chemical Feeders	0	0	0	0	0	0	0.00%	0
320.3	Point-of-Use Treatment Devices	0	0	0	0	0	0	0.00%	0
330	Distribution Reservoirs and Standpipes	0	0	0	0	0	0	0.00%	0
330.1	Storage Tanks	20,899	0	0	20,899	20,899	0	0.00%	0
330.2	Pressure Tanks	0	0	0	0	0	0	0.00%	0
331	Transmission and Distribution Mains	674,034	719	0	674,753	0	674,753	2.00%	13,488
333	Services	101,894	0	0	101,894	0	101,894	3.33%	3,393
334	Meters and Meter Installations	40,964	1,701	0	42,665	0	42,665	8.33%	3,483
335	Hydrants	52,386	0	0	52,386	0	52,386	2.00%	1,048
336	Backflow Prevention Devices	0	0	0	0	0	0	0.00%	0
339	Other Plant and Misc. Equipment	20,556	0	0	20,556	0	20,556	6.67%	1,371
340	Office Furniture and Equipment	0	0	0	0	0	0	0.00%	0
340.1	Computer & Software	0	0	0	0	0	0	0.00%	0
341	Transportation Equipment	0	0	0	0	0	0	0.00%	0
342	Stores Equipment	0	0	0	0	0	0	0.00%	0
343	Tools, Shop and Garage Equipment	0	0	0	0	0	0	0.00%	0
344	Laboratory Equipment	0	0	0	0	0	0	0.00%	0
345	Power Operated Equipment	0	0	0	0	0	0	0.00%	0
346	Communication Equipment	0	0	0	0	0	0	0.00%	0
347	Miscellaneous Equipment	0	0	0	0	0	0	0.00%	0
348	Other Tangible Plant	7,524	0	0	7,524	0	7,524	10.00%	752
	Subtotal	\$1,303,538	\$2,419	\$0	\$1,305,957	\$64,819	\$1,241,138		\$39,447

Contribution(s) in Aid of Construction (Gross)	\$886,399
Less: Non Amortizable Contribution(s)	166,520
Fully Amortized Contribution(s)	0
Amortizable Contribution(s)	\$719,879
Times: Proposed Amortization Rate	3.18%
Amortization of CIAC	\$22,880

Less: Amortization of CIAC **\$22,880**

DEPRECIATION EXPENSE **\$16,567**

LITTLE PARK WATER COMPANY
Annual Report
Balance Sheet Assets
12/31/20

Balance Sheet Assets				
	Assets		Balance at Beginning of Year (2020)	Balance at End of Year (2020)
Account No.	Current and Accrued Assets			
131	Cash		\$5,910	\$27,786
134	Working Funds		0	0
135	Temporary Cash Investments		0	0
141	Customer Accounts Receivable		10,704	11,455
146	Notes Receivable from Associated Companies		0	0
151	Plant Material and Supplies		0	0
162	Prepayments		300	300
174	Miscellaneous Current and Accrued Assets		29,912	15,641
186	Deferred Rate Case Expense		0	1,945
	Total Current and Accrued Assets		\$46,826	\$57,127
Account No.	Fixed Assets			
101	Utility Plant in Service*		\$1,303,538	\$1,305,957
103	Property Held for Future Use		0	0
105	Construction Work in Progress		0	0
108	Accumulated Depreciation (enter as negative)*		(657,059)	(689,635)
121	Non-Utility Property		0	0
122	Accumulated Depreciation - Non Utility		0	0
	Total Fixed Assets		\$646,479	\$616,322
	Total Assets		\$693,305	\$673,449

*Note these items feed automatically from AR3 UPIS Page 4

LITTLE PARK WATER COMPANY

Annual Report

Balance Sheet Liabilities and Owners Equity

Balance Sheet Liabilities and Owners Equity				
	Liabilities		Balance at Beginning of Year (2020)	Balance at End of Year (2020)
Account No.	Current Liabilities			
231	Accounts Payable		\$1,447	\$1,560
232	Notes Payable (Current Portion)		0	0
234	Notes Payable to Associated Companies		(2,091)	(4,653)
235	Customer Deposits		0	0
236	Accrued Taxes		4,234	2,600
237	Accrued Interest		0	0
242	Miscellaneous Current and Accrued Liabilities		0	0
	Total Current Liabilities		\$3,590	(\$493)
	Long Term Debt			
224	Long Term Debt (Notes and Bonds)		\$103,135	\$0
	Deferred Credits			
251	Unamortized Premium on Debt		\$0	\$0
252	Advances in Aid of Construction		9,653	97,046
255	Accumulated Deferred Investment Tax Credits		0	0
271	Contributions in Aid of Construction		874,979	886,399
272	Less: Amortization of Contributions		(210,752)	(237,993)
281	Accumulated Deferred Income Tax		0	0
	Total Deferred Credits		\$673,880	\$745,452
	Total Liabilities		\$780,605	\$744,959
	Capital Accounts			
201	Common Stock Issued		\$10,000	\$10,000
211	Other Paid-In Capital		156,619	156,619
215	Retained Earnings		(253,919)	(238,129)
218	Proprietary Capital (Sole Props and Partnerships)		0	0
	Total Capital		(\$87,300)	(\$71,510)
	Total Liabilities and Capital		\$693,305	\$673,449

Note: Total liabilities and Capital must match total assets for the beginning and end of the year!

LITTLE PARK WATER COMPANY
Annual Report
Water Comparative Income Statement
12/31/20

Water Comparative Income Statement			
Account No.	Calendar Year	Current Year 01/01/2020 - 12/31/2020	Last Year 01/01/2019 - 12/31/2019
	Operating Revenue		
461	Metered Water Revenue	\$157,514	\$151,870
460	Unmetered Water Revenue	0	0
462	Fire Protection Revenue	0	0
469	Guaranteed Revenues (Surcharges)	0	0
471	Miscellaneous Service Revenues	523	1,063
474	Other Water Revenue	0	0
	Total Revenues	\$158,037	\$152,933
	Operating Expenses		
601	Salaries and Wages	\$54,216	\$51,534
604	Employee Pensions and Benefits	0	0
610	Purchased Water	3,106	1,203
615	Purchased Power	15,227	15,548
618	Chemicals	0	0
620	Materials and Supplies	12,082	10,727
620.1	Repairs and Maintenance	9,580	9,547
620.2	Office Supplies and Expense	5,704	4,534
630	Contractual Services	0	0
631	Contractual Services - Engineering	0	0
632	Contractual Services - Accounting	6	0
633	Contractual Services - Legal	36	396
634	Contractual Services - Management Fees	0	0
635	Contractual Services - Water Testing	1,353	821
636	Contractual Services - Other	0	0
640	Rents	0	0
641	Rental of Building/Real Property	2,515	0
642	Rental of Equipment	0	0
650	Transportation Expenses	4,911	0
657	Insurance - General Liability	2,022	1,907
657.1	Insurance - Health and Life	0	0
665	Regulatory Commission Expense - Rate	2,917	456
670	Bad Debt Expense	0	0
675	Miscellaneous Expense	1,252	814
403	Depreciation Expense (From Schedule AR4)	16,567	21,011
408	Taxes Other Than Income	0	0
408.11	Property Taxes	3,923	5,488
409	Income Taxes	8,454	0
427.1	Customer Security Deposit Interest	0	0
	Total Operating Expenses	\$143,871	\$123,986
	Operating Income / (Loss)	\$14,166	\$28,947
	Other Income / (Expense)		
419	Interest and Dividend Income	\$1	\$0
421	Non-Utility Income	0	29
426	Miscellaneous Non-Utility (Expense)	0	0
427	Interest (Expense)	(6,379)	(6,785)
	Total Other Income / (Expense)	(\$6,379)	(\$6,756)
	Net Income / (Loss)	\$7,787	\$22,191

LITTLE PARK WATER COMPANY
Annual Report
Full time equivalent employees
12/31/20

Full time equivalent employees

	Direct Company	Allocated	Outside service	Total
President	0.0	0.1	0.0	0.1
Vice-president	0.0	0.0	0.0	0.0
Manager	0.0	0.1	0.0	0.1
Engineering Staff	0.0	0.0	0.0	0.0
System Operator(s)	0.0	0.1	0.0	0.1
Meter reader	0.0	0.1	0.0	0.1
Customer Service	0.0	0.1	0.0	0.1
Accounting	0.0	0.0	0.0	0.0
Business Office	0.0	0.1	0.0	0.1
Rates Department	0.0	0.0	0.0	0.0
Administrative Staff	0.0	0.1	0.0	0.1
Other	0.0	0.0	0.0	0.0
Total	0.0	0.6	0.0	0.6

LITTLE PARK WATER COMPANY
Annual Report
Supplemental Financial Data (Long-Term Debt)
12/31/20

Supplemental Financial Data (Long-Term Debt)				
	Loan #1	Loan #2	Loan #3	Loan #4
Date Issued	11/19/2018	NA	NA	NA
Source of Loan	SunWest Bank	NA	NA	NA
ACC Decision No.	76835	NA	NA	NA
Reason for Loan	Arsenic Remediation	NA	NA	NA
Dollar Amt. Issued	\$110,226	NA	NA	NA
Amount Outstanding	\$97,046	NA	NA	NA
Date of Maturity	11/15/2031	NA	NA	NA
Interest Rate	7% Variable	NA	NA	NA
Current Year Interest	\$6,379	NA	NA	NA
Current Year Principal	\$6,089	NA	NA	NA

Meter Deposit Balance at Test Year End:	\$8,094
---	---------

Meter Deposits Refunded During the Test Year:	\$1,226
---	---------

List all bonds, notes, loans, and other types of indebtedness in which the proceeds were used in the provision of public utility service. Indebtedness incurred for personal uses by the owner of the utility should not be listed. Input 0 or none if there is nothing to report for that cell.

LITTLE PARK WATER COMPANY
Annual Report
Well and Water Usage
12/31/20

[illegible]

Name of system water delivered to:	NA	
ADWR PCC Number		#N/A
Source of water delivered to another system	NA	

Name of system water received from:	BIG PARK WATER CO	
ADWR PCC Number:		91-000609.0000
Source of water received	Ground Water	
Well registry 55# (55-XXXXXX):	55-636197	

Month	Water withdrawn (gallons)1	Water sold (gallons)2	Water delivered (sold) to other systems (gallons)3	Water received (purchased) from other systems (gallons)4	Estimated authorized use (gallons)5	Purchased Power Expense ⁶	Purchased Power (kWh) ⁷
January	986,492.00	709,200.00	0.00	0.00	0.00	\$1,069	8,973
February	908,560.00	920,800.00	0.00	0.00	0.00	1,028	8,561
March	947,526.00	760,700.00	0.00	0.00	0.00	1,077	9,403
April	1,279,624.00	1,096,000.00	0.00	0.00	2,000.00	994	8,220
May	2,211,648.00	2,074,800.00	0.00	0.00	50,000.00	1,131	9,483
June	2,182,256.00	2,040,200.00	0.00	0.00	0.00	1,227	13,586
July	1,705,472.00	1,859,200.00	0.00	5,100.00	0.00	1,616	15,604
August	2,842,363.00	2,730,400.00	0.00	7,000.00	5,000.00	1,272	10,973
September	2,436,890.00	2,174,113.00	0.00	7,300.00	4,000.00	2,024	15,781
October	2,262,710.00	2,274,300.00	0.00	0.00	0.00	1,535	12,106
November	1,481,000.00	1,259,400.00	0.00	17,100.00	0.00	1,233	10,820
December	1,254,890.00	1,065,890.00	0.00	1,300.00	0.00	1,022	8,433
Totals	20,499,431.00	18,965,003.00	0.00	38,100.00	61,000.00	\$15,227	131,943

If applicable, in the space below please provide a description for all un-metered water use along with amounts:

NA

- 1 Water withdrawn - Total gallons of water withdrawn from pumped sources.
- 2 Water sold - Total gallons from customer meters, and other sales such as construction water.
- 3 Water delivered (sold) to other systems - Total gallons of water delivered to other systems.
- 4 Water received (purchased) from other systems - Total gallons of water purchased/received from other systems.
- 5 Estimated authorized use - Total estimated gallons from authorized metered or unmetered use. Authorized uses such as flushing (mains, services and hydrants) draining/cleaning tanks, process, construction, fire fighting, etc. Non-authorized use (real losses) are service line breaks and leaks, water main breaks, meter inaccuracies and theft.
- 6 Enter the total purchased power costs for the power meters associated with this system.
- 7 Enter the total purchased kWh used by the power meters associated with this system.

LITTLE PARK WATER COMPANY
Annual Report
Water Utility Plant Description
12/31/20

Water Utility Plant Description			
Name of the System:	LITTLE PARK WATER CO		
ADEQ Public Water System Number:	AZ0413075		
ADWR PCC Number:	91-000651.0000		

MAINS		
Sizes (inches)	Material	Length (feet)
2.00	PVC	680
4.00	PVC & DI	910
6.00	PVC & DI	13,041
8.00	PVC & DI	13,386
NA	NA	NA
NA	NA	NA
NA	NA	NA
NA	NA	NA
NA	NA	NA
NA	NA	NA
NA	NA	NA
NA	NA	NA
NA	NA	NA
NA	NA	NA

SERVICE LINES		
Material	Percent of system	Year installed
Black poly	100%	unk
NA	NA	NA
NA	NA	NA
NA	NA	NA
NA	NA	NA

BOOSTER PUMPS		
Horsepower	GPM	Quantity
7.5	65	1
7.5	77	1
7.5	13	1
7.5	14	1

STORAGE TANKS			
Capacity (gallons)	Material	Quantity	Year installed
10,000	STEEL	1	unk
8,800	STEEL	2	unk
NA	NA	NA	NA
NA	NA	NA	NA
NA	NA	NA	NA
NA	NA	NA	NA

CUSTOMER METERS			
Size (inches)	Quantity	Percent over 1,000,000 gallons	Percent over 10 years old
5/8 X 3/4	35	80%	85%
0.75	11	81%	90%
1	49	59%	59%
1.5	1	0%	0%
4	1	100%	100%
NA	NA	NA	NA
NA	NA	NA	NA
NA	NA	NA	NA
NA	NA	NA	NA
NA	NA	NA	NA
NA	NA	NA	NA
NA	NA	NA	NA
NA	NA	NA	NA
NA	NA	NA	NA
NA	NA	NA	NA
NA	NA	NA	NA
NA	NA	NA	NA

FIRE HYDRANTS	
Type	Quantity
Standard *	29
Other	NA

PRESSURE/BLADDER TANKS			
Capacity (gallons)	Material	Quantity	Year installed
1,500	STEEL	1	unk
2,000	STEEL	1	unk
NA	NA	NA	NA
NA	NA	NA	NA
NA	NA	NA	NA
NA	NA	NA	NA
NA	NA	NA	NA

* A standard fire hydrant has two 2.5 inch hose connection nozzles with 7.5 threads per inch, and one 4.5 inch pumper connection nozzle with 4 threads per inch.

Water Utility Plant Description (Continued)

For the following three items, list the utility owned assets in each category for each system.

TREATMENT EQUIPMENT:	1 each 80 GPM Arsenic Treatment plant(absorptive) at Well #1 1 each 80 GPM Arsenic Treatment plant (absorptive) at Well #2
STRUCTURES:	2 each chain link fence 2 each 20' x 20' metal building
OTHER:	N/A

Provide a calculation used to determine the value of one water equivalent residential connection (ERC).

Use one of the following methods:

- (a) If actual flow data are available from the preceding 12 months, divide the total annual single family residence (SFR) gallons sold by the average number of single family residence customers for the same period and divide the result by 365
- (b) If no historical flow data are available, use:

$$\text{ERC} = (\text{Total SFR gallons sold (Omit 000)} / 365 \text{ days} / 350 \text{ gallons per day})$$

ERC 12,738
 Method used: (a)

LITTLE PARK WATER COMPANY
Annual Report
Customer and Other Information
12/31/20

Customer and Other Information	
Name of the System:	LITTLE PARK WATER CO
ADEQ Public Water System Number:	AZ0413075
ADWR PCC Number:	91-000651.0000

Month	Number of Customers				
	Single-Family	Multi-Family	Commercial	Turf/Irrigation	Other Non-Residential
January	94	0	2	0	0
February	94	0	2	0	0
March	93	0	2	0	0
April	93	0	2	0	0
May	93	0	2	0	0
June	94	0	2	0	0
July	95	0	2	0	0
August	95	0	2	0	0
September	95	0	2	0	0
October	95	0	2	0	0
November	95	0	2	0	0
December	95	0	2	0	0

If the system has fire hydrants, what is the fire flow requirements? GPM for hrs.

Does the system have chlorination treatment?

Does the Company have an ADWR Gallons Per Capita Per Day (GPCPD) requirement?
If yes, provide the GPCPD amount:

Is the Water Utility located in an ADWR Active Management Area (AMA)?
If yes, which AMA?

What is the present system connection capacity (in ERCs *) using existing lines?

What is the future system connection capacity (in ERCs *) upon service area buildout?

Describe any plans and estimated completion dates for any enlargements or improvements of this system.

NA

* an ERC is based on the calculation on the bottom of AR9 page 12.

LITTLE PARK WATER COMPANY
Annual Report
Utility Shutoffs / Disconnects
12/31/20

Utility Shutoffs / Disconnects		
Name of the System:	LITTLE PARK WATER CO	
ADEQ Public Water System Number:		AZ0413075
ADWR PCC Number:		91-000651.0000

Month	Termination without Notice R14-2-410.B	Termination with Notice R14-2- 410.C	Other
January	0	0	0
February	0	0	0
March	0	0	0
April	0	0	0
May	0	0	0
June	0	0	0
July	0	0	0
August	0	0	0
September	0	0	0
October	0	0	0
November	0	0	0
December	0	0	0
Total	0	0	0

Other (description):

NA

Instructions: Fill out the Grey Cells with the relevant information. Input 0 or none if there is nothing recorded in that account or there is no applicable information to report.

LITTLE PARK WATER COMPANY
Annual Report
Property Taxes
12/31/20

Property Taxes	
Amount of actual property taxes paid during Calendar Year 2020 was	\$3,853

If no property taxes paid, explain why.

NA

Instructions: Fill out the Grey Cells with the relevant information. Input 0 or none if there is nothing recorded in that account or there is no applicable information to report.

LITTLE PARK WATER COMPANY
Annual Report
Verification and Sworn Statement (Taxes)
12/31/20

Verification and Sworn Statement (Taxes)

Verification: State of Arizona I, the undersigned of the
(state name)

County of (county name): Yavapai
Name (owner or official) title: Steve Gudovic
Company name: LITTLE PARK WATER COMPANY

DO SAY THAT THIS ANNUAL UTILITY PROPERTY TAX AND SALES TAX REPORT TO THE ARIZONA CORPORATION COMMISSION.

FOR THE YEAR ENDING: 12/31/20

HAS BEEN PREPARED UNDER MY DIRECTION, FROM THE ORIGINAL BOOKS, PAPERS AND RECORDS OF SAID UTILITY; THAT I HAVE CAREFULLY EXAMINED THE SAME, AND DECLARE THE SAME TO BE A COMPLETE AND CORRECT STATEMENT OF BUSINESS AND AFFAIRS OF SAID UTILITY FOR THE PERIOD COVERED BY THIS REPORT IN RESPECT TO EACH AND EVERY MATTER AND THING SET FORTH, TO THE BEST OF MY KNOWLEDGE, INFORMATION AND BELIEF.

Sworn Statement: I HEREBY ATTEST THAT ALL PROPERTY TAXES FOR SAID COMPANY ARE CURRENT AND PAID IN FULL.

I HEREBY ATTEST THAT ALL SALES TAXES FOR SAID COMPANY ARE CURRENT AND PAID IN FULL.

Steve Gudovic
signature of owner/official


928-284-2298
telephone no.

SUBSCRIBED AND SWORN TO BEFORE ME A NOTARY PUBLIC
IN AND FOR THE COUNTY

THIS 15th DAY OF April 2021
(month) and (year)

MY COMMISSION EXPIRES

3/25/23
(date)



Mary Lynn Gudovic
(signature of notary public)

Verification and Sworn Statement

Verification:

State of Arizona I, the undersigned of the
(state name)

County of (county name):

Yavapai

Name (owner or official) title:

Steve Gudovic

Company name:

LITTLE PARK WATER COMPANY

DO SAY THAT THIS ANNUAL UTILITY PROPERTY TAX AND SALES TAX REPORT TO THE ARIZONA CORPORATION COMMISSION.

FOR THE YEAR ENDING: 12/31/20

HAS BEEN PREPARED UNDER MY DIRECTION, FROM THE ORIGINAL BOOKS, PAPERS AND RECORDS OF SAID UTILITY; THAT I HAVE CAREFULLY EXAMINED THE SAME, AND DECLARE THE SAME TO BE A COMPLETE AND CORRECT STATEMENT OF BUSINESS AND AFFAIRS OF SAID UTILITY FOR THE PERIOD COVERED BY THIS REPORT IN RESPECT TO EACH AND EVERY MATTER AND THING SET FORTH, TO THE BEST OF MY KNOWLEDGE, INFORMATION AND BELIEF.

Sworn Statement: IN ACCORDANCE WITH THE REQUIREMENTS OF TITLE 40, ARTICLE 8, SECTION 40-401, ARIZONA REVISED STATUTES, IT IS HEREIN REPORTED THAT THE GROSS OPERATING REVENUE OF SAID UTILITY DERIVED FROM ARIZONA INTRASTATE UTILITY OPERATIONS DURING THE CALENDAR YEAR WAS:

Arizona Intrastate Gross Operating Revenues Only (\$)

\$168,277

(The amount in the box above includes

\$10,305

in sales taxes
billed or collected)

Steve Gudovic
signature of owner/official

928-284-2298

telephone no.

SUBSCRIBED AND SWORN TO BEFORE ME A NOTARY PUBLIC .
IN AND FOR THE COUNTY

THIS

15th


DAY OF

Maricopa
(county name)

April 2021
(month) and (year)

MY COMMISSION EXPIRES

3/25/23
(date)



Mary Lynn Gudovic
(signature of notary public)

Verification and Sworn Statement (Residential Revenue)

Verification:

State of Arizona I, the undersigned of the
(state name)

County of (county name): Yavapai
Name (owner or official) title: Steve Gudovic
Company name: LITTLE PARK WATER COMPANY

DO SAY THAT THIS ANNUAL UTILITY PROPERTY TAX AND SALES TAX REPORT TO THE ARIZONA CORPORATION COMMISSION.

FOR THE YEAR ENDING: 12/31/20

HAS BEEN PREPARED UNDER MY DIRECTION, FROM THE ORIGINAL BOOKS, PAPERS AND RECORDS OF SAID UTILITY; THAT I HAVE CAREFULLY EXAMINED THE SAME, AND DECLARE THE SAME TO BE A COMPLETE AND CORRECT STATEMENT OF BUSINESS AND AFFAIRS OF SAID UTILITY FOR THE PERIOD COVERED BY THIS REPORT IN RESPECT TO EACH AND EVERY MATTER AND THING SET FORTH, TO THE BEST OF MY KNOWLEDGE, INFORMATION AND BELIEF.

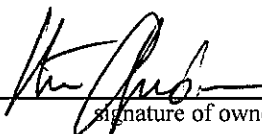
Sworn Statement: IN ACCORDANCE WITH THE REQUIREMENTS OF TITLE 40, ARTICLE 8, SECTION 40-401, ARIZONA REVISED STATUTES, IT IS HEREIN REPORTED THAT THE GROSS OPERATING REVENUE OF SAID UTILITY DERIVED FROM ARIZONA INTRASTATE UTILITY OPERATIONS RECEIVED FROM RESIDENTIAL CUSTOMERS DURING THE CALENDAR YEAR WAS:

Arizona Intrastate Gross Operating Revenues Only (\$)

\$135,643

(The amount in the box above includes

\$8,328 in sales taxes
billed or collected)


signature of owner/official


928-284-2298
telephone no.


SUBSCRIBED AND SWORN TO BEFORE ME A NOTARY PUBLIC
IN AND FOR THE COUNTY

Maricopa
(county name)

THIS 15th DAY OF April 2021
(month) and (year)

MY COMMISSION EXPIRES 3/25/23
(date)




(signature of notary public)

LITTLE PARK WATER COMPANY
Annual Report
Full Gross-up Method for Income Tax Statement of Certification
12/31/20

Full Gross-up Method for Income Tax Statement of Certification

Verification:

State of Arizona I, the undersigned of the
(state name)

County of (county name): Yavapai
Name (owner or official) title: Steve Gudovic
Company name: LITTLE PARK WATER COMPANY

FOR THE YEAR ENDING: 12/31/20

Sworn Statement:

IN ACCORDANCE WITH THE REQUIREMENTS OF DECISION NO. 77084, BECAUSE THE UTILITY REQUIRES THE GROSS UP OF ADVANCES AND CONTRIBUTIONS, I HEREBY STATE THAT THE UTILITY HAS INCURRED OR IS EXPECTED TO INCUR A NET INCREASE IN CURRENT INCOME TAX EXPENSE OR A DECREASE IN DEFERRED TAX ASSET FOR A CARRY FORWARD ACCORDING TO GAAP IN AN AMOUNT EQUAL TO OR GREATER THAN THE AMOUNT OF THE REQUIRED GROSS UP PAID BY DEVELOPERS IN THE PERIOD COVERED BY THIS ANNUAL REPORT.



signature of owner/official

928-284-2298

telephone no.

SUBSCRIBED AND SWORN TO BEFORE ME A NOTARY PUBLIC
IN AND FOR THE COUNTY

Maricopa
(county name)

THIS


15th

DAY OF

April 2021
(month) and (year)

MY COMMISSION EXPIRES

(date)


(signature of notary public)

