

pel

**ANNUAL REPORT**

Of

Company Name: Little Park Water Company  
45 Castle Rock Rd., Ste. 4

Mailing Address: Sedona AZ  
86351

Docket No.: W-02192A  
For the Year Ended: 12/31/19

**WATER UTILITY**

To

Arizona Corporation Commission

**Due on April 15th**

Email: [rdelafuente@azcc.gov](mailto:rdelafuente@azcc.gov), mail or deliver the completed Annual Report to:

Arizona Corporation Commission  
Compliance Section - Utilities Division  
1200 West Washington Street  
Phoenix, Arizona 85007

Application Type: Original Filing  
Application Date: 4/15/2020

RECEIVED  
UTILITIES DIVISION  
2020 APR 21 A 9:09  
ARIZONA CORPORATION  
COMMISSION

ARIZONA CORPORATION COMMISSION  
WATER UTILITY ANNUAL REPORT  
Little Park Water Company  
A Class  Utility

For the Calendar Year Ended: 12/31/19

Primary Address:   
City:  State:  Zip Code:

Telephone Number:

Date of Original Organization of Utility:

Person to whom correspondence should be addressed concerning this report:

Name:   
Telephone No. :   
Address:   
City:  State:  Zip Code:   
Email:

On-Site Manager  
Name:   
Telephone No. :   
Address:   
City:  State:  Zip Code:   
Email:

Owner  
Name:   
Telephone No. :   
Address:   
City:  State:  Zip Code:   
Email:

Name:   
Telephone No. :   
Address:   
City:  State:  Zip Code:   
Email:

Name:   
Telephone No. :   
Address:   
City:  State:  Zip Code:   
Email:

Ownership:

Counties Served:

ARIZONA CORPORATION COMMISSION  
WATER UTILITY ANNUAL REPORT  
Little Park Water Company

<b>Important changes during the year</b>
--

No	For those companies not subject to the affiliated interest rules, has there been a change in ownership or direct control during the year?
	If yes, please provide specific details in the box below.

No	Has the company been notified by any other regulatory authorities during the year, that they are out of compliance?
	If yes, please provide specific details in the box below.

Utility Plant in Service (Water)							
Account No.	Description	Beginning Year Original Cost	Current Year Additions	Current Year Retirements	Adjusted Original Cost	Accumulated Depreciation	OCLD (OC less AD)
301	Organization				\$0		\$0
302	Franchises	9,322			9,322		9,322
303	Land and Land Rights	6,094			6,094		6,094
304	Structures and Improvements	27,249			27,249	25,409	1,840
305	Collecting & Improving Reservoirs	0			0		0
306	Lake, River, Canal Intakes	0			0		0
307	Wells and Springs	28,504			28,504	28,504	0
308	Infiltration Galleries	0			0		0
309	Supply Mains	0			0		0
310	Power Generation Equipment	0			0		0
311	Pumping Equipment	49,553			49,553	49,553	0
320	Water Treatment Equipment	0			0		0
320.1	Water Treatment Plants	264,559			264,559	102,335	162,224
320.2	Solution Chemical Feeders	0			0		0
320.3	Point-of-Use Treatment Devices	0			0		0
330	Distribution Reservoirs and Standpipes	0			0		0
330.1	Storage Tanks	20,899			20,899	20,899	0
330.2	Pressure Tanks	0			0		0
331	Transmission and Distribution Mains	661,923	12,111		674,034	302,420	371,615
333	Services	101,876	18		101,894	57,703	44,191
334	Meters and Meter Installations	38,714	2,250		40,964	33,954	7,010
335	Hydrants	52,386			52,386	24,538	27,848
336	Backflow Prevention Devices	0			0		0
339	Other Plant and Misc. Equipment	20,556			20,556	4,220	16,336
340	Office Furniture and Equipment	0			0		0
340.1	Computer & Software	0			0		0
341	Transportation Equipment	0			0		0
342	Stores Equipment	0			0		0
343	Tools, Shop and Garage Equipment	0			0		0
344	Laboratory Equipment	0			0		0
345	Power Operated Equipment	0			0		0
346	Communication Equipment	0			0		0
347	Miscellaneous Equipment	0			0		0
348	Other Tangible Plant	7,275	249		7,524	7,524	(0)
	<b>Totals</b>	<b>\$1,288,910</b>	<b>\$14,628</b>	<b>\$0</b>	<b>\$1,303,538</b>	<b>\$657,059</b>	<b>\$646,480</b>

Little Park Water Company  
Annual Report  
Depreciation Expense for the Current Year (Water)  
12/31/19

Depreciation Expense for the Current Year (Water)									
Account No.	Description	Beginning Year Original Cost	Current Year Additions	Current Year Retirements	Adjusted Original Cost	Fully Depreciated/Non-depreciable Plant	Depreciable Plant	Depreciation Percentages	Depreciation Expense
301	Organization	\$0	\$0	\$0	\$0		\$0		\$0
302	Franchises	9,322	0	0	9,322	9,322	0		0
303	Land and Land Rights	6,094	0	0	6,094	6,094	0		0
304	Structures and Improvements	27,249	0	0	27,249		27,249	3.33%	907
305	Collecting & Improving Reservoirs	0	0	0	0		0		0
306	Lake, River, Canal Intakes	0	0	0	0		0		0
307	Wells and Springs	28,504	0	0	28,504	28,504	0		0
308	Infiltration Galleries	0	0	0	0		0		0
309	Supply Mains	0	0	0	0		0		0
310	Power Generation Equipment	0	0	0	0		0		0
311	Pumping Equipment	49,553	0	0	49,553		49,553	12.50%	6,194
320	Water Treatment Equipment	0	0	0	0		0		0
320.1	Water Treatment Plants	264,559	0	0	264,559		264,559	3.33%	8,810
320.2	Solution Chemical Feeders	0	0	0	0		0		0
320.3	Point-of-Use Treatment Devices	0	0	0	0		0		0
330	Distribution Reservoirs and Standpipes	0	0	0	0		0		0
330.1	Storage Tanks	20,899	0	0	20,899	20,899	0		0
330.2	Pressure Tanks	0	0	0	0		0		0
331	Transmission and Distribution Mains	661,923	12,111	0	674,034		674,034	2.00%	13,360
333	Services	101,876	18	0	101,894		101,894	3.33%	3,393
334	Meters and Meter Installations	38,714	2,250	0	40,964		40,964	8.33%	3,319
335	Hydrants	52,386	0	0	52,386		52,386	2.00%	1,048
336	Backflow Prevention Devices	0	0	0	0		0		0
339	Other Plant and Misc. Equipment	20,556	0	0	20,556		20,556	6.67%	1,371
340	Office Furniture and Equipment	0	0	0	0		0		0
340.1	Computer & Software	0	0	0	0		0		0
341	Transportation Equipment	0	0	0	0		0		0
342	Stores Equipment	0	0	0	0		0		0
343	Tools, Shop and Garage Equipment	0	0	0	0		0		0
344	Laboratory Equipment	0	0	0	0		0		0
345	Power Operated Equipment	0	0	0	0		0		0
346	Communication Equipment	0	0	0	0		0		0
347	Miscellaneous Equipment	0	0	0	0		0		0
348	Other Tangible Plant	7,275	249	0	7,524	0	7,524	10.00%	740
	<b>Subtotal</b>	<b>\$1,288,910</b>	<b>\$14,628</b>	<b>\$0</b>	<b>\$1,303,538</b>	<b>\$64,819</b>	<b>\$1,238,719</b>		<b>\$39,141</b>

Contribution(s) in Aid of Construction (Gross)	\$874,979
Less: Non Amortizable Contribution(s)	155,100
Fully Amortized Contribution(s)	
Amortizable Contribution(s)	<b>\$719,879</b>
Times: Proposed Amortization Rate	2.52%
<b>Amortization of CIAC</b>	<b>\$18,130</b>

Less: Amortization of CIAC **\$18,130**

**DEPRECIATION EXPENSE** **\$21,011**



Little Park Water Company  
Annual Report  
Balance Sheet Assets  
12/31/19

Balance Sheet Assets				
	Assets		Balance at Beginning of Year (2019)	Balance at End of Year (2019)
Account No.	<b>Current and Accrued Assets</b>			
131	Cash		\$757	\$5,910
134	Working Funds			
135	Temporary Cash Investments			
141	Customer Accounts Receivable		12,511	10,703
146	Notes Receivable from Associated Companies			
151	Plant Material and Supplies			
162	Prepayments		300	300
174	Miscellaneous Current and Accrued Assets		29,912	29,912
	<b>Total Current and Accrued Assets</b>		<b>\$43,480</b>	<b>\$46,825</b>
Account No.	<b>Fixed Assets</b>			
101	Utility Plant in Service*		\$1,288,910	\$1,303,538
103	Property Held for Future Use			
105	Construction Work in Progress			
108	Accumulated Depreciation (enter as negative)*		(618,029)	(657,059)
121	Non-Utility Property			
122	Accumulated Depreciation - Non Utility			
	<b>Total Fixed Assets</b>		<b>\$670,881</b>	<b>\$646,480</b>
	<b>Total Assets</b>		<b>\$714,361</b>	<b>\$693,305</b>

\*Note these items feed automatically from AR3 UPIS Page 4

Little Park Water Company  
Annual Report  
Balance Sheet Liabilities and Owners Equity

Balance Sheet Liabilities and Owners Equity				
	Liabilities		Balance at Beginning of Year (2019)	Balance at End of Year (2019)
Account No.	<b>Current Liabilities</b>			
231	Accounts Payable		\$1,511	\$1,447
232	Notes Payable (Current Portion)			
234	Notes Payable to Associated Companies		26,471	(2,091)
235	Customer Deposits			
236	Accrued Taxes		2,450	4,234
237	Accrued Interest			
242	Miscellaneous Current and Accrued Liabilities			
	<b>Total Current Liabilities</b>		<b>\$30,432</b>	<b>\$3,591</b>
	<b>Long Term Debt</b>			
224	Long Term Debt (Notes and Bonds)		\$108,871	\$103,135
	<b>Deferred Credits</b>			
251	Unamortized Premium on Debt			
252	Advances in Aid of Construction		255,589	9,653
255	Accumulated Deferred Investment Tax Credits			
271	Contributions in Aid of Construction		621,695	874,979
272	Less: Amortization of Contributions		(192,734)	(210,752)
281	Accumulated Deferred Income Tax			
	<b>Total Deferred Credits</b>		<b>\$684,550</b>	<b>\$673,879</b>
	<b>Total Liabilities</b>		<b>\$823,853</b>	<b>\$780,605</b>
	<b>Capital Accounts</b>			
201	Common Stock Issued		\$10,000	\$10,000
211	Other Paid-In Capital		156,620	156,619
215	Retained Earnings		(276,111)	(253,919)
218	Proprietary Capital (Sole Props and Partnerships)			
	<b>Total Capital</b>		<b>(\$109,491)</b>	<b>(\$87,300)</b>
	<b>Total Liabilities and Capital</b>		<b>\$714,362</b>	<b>\$693,305</b>

**Note: Total liabilities and Capital must match total assets for the beginning and end of the year!**

Little Park Water Company  
Annual Report  
Water Comparative Income Statement  
12/31/19

Water Comparative Income Statement			
Account No.	Calendar Year	Current Year 01/01/2019 - 12/31/2019	Last Year 01/01/2018 - 12/31/2018
	<b>Operating Revenue</b>		
461	Metered Water Revenue	\$151,870	\$119,624
460	Unmetered Water Revenue		
462	Fire Protection Revenue		
469	Guaranteed Revenues (Surcharges)		
471	Miscellaneous Service Revenues	1,063	1,206
474	Other Water Revenue		
	<b>Total Revenues</b>	<b>\$152,933</b>	<b>\$120,830</b>
	<b>Operating Expenses</b>		
601	Salaries and Wages	\$51,534	\$59,371
604	Employee Pensions and Benefits		
610	Purchased Water	1,203	1,216
615	Purchased Power	15,548	17,557
618	Chemicals		
620	Materials and Supplies	10,727	6,475
620.1	Repairs and Maintenance	9,547	9,737
620.2	Office Supplies and Expense	4,534	6,559
630	Contractual Services		
631	Contractual Services - Engineering		
632	Contractual Services - Accounting		16
633	Contractual Services - Legal	396	288
634	Contractual Services - Management Fees		
635	Contractual Services - Water Testing	821	713
636	Contractual Services - Other		
640	Rents		
641	Rental of Building/Real Property		
642	Rental of Equipment		
650	Transportation Expenses		
657	Insurance - General Liability	1,907	1,876
657.1	Insurance - Health and Life		
665	Regulatory Commission Expense - Rate	456	972
670	Bad Debt Expense		
675	Miscellaneous Expense	812	287
403	Depreciation Expense (From Schedule AR4)	21,011	18,327
408	Taxes Other Than Income		3,623
408.11	Property Taxes	5,488	
409	Income Taxes		15,901
427.1	Customer Security Deposit Interest		
	<b>Total Operating Expenses</b>	<b>\$123,986</b>	<b>\$142,918</b>
	<b>Operating Income / (Loss)</b>	<b>\$28,947</b>	<b>(\$22,088)</b>
	<b>Other Income / (Expense)</b>		
419	Interest and Dividend Income	\$0	\$1
421	Non-Utility Income	28	
426	Miscellaneous Non-Utility (Expense)		
427	Interest (Expense)	(6,785)	(7,163)
	<b>Total Other Income / (Expense)</b>	<b>(\$6,756)</b>	<b>(\$7,162)</b>
	<b>Net Income / (Loss)</b>	<b>\$22,191</b>	<b>(\$29,250)</b>



<b>Full time equivalent employees</b>
---------------------------------------

	Direct Company	Allocated	Outside service	Total
President	0.0	0.0	0.0	0.0
Vice-president	0.0	0.0	0.0	0.0
Manager	0.0	0.0	0.0	0.0
Engineering Staff	0.0	0.0	0.0	0.0
System Operator(s)	0.0	0.0	0.0	0.0
Meter reader	0.0	0.0	0.0	0.0
Customer Service	0.0	0.0	0.0	0.0
Accounting	0.0	0.0	0.0	0.0
Business Office	0.0	0.0	0.0	0.0
Rates Department	0.0	0.0	0.0	0.0
Administrative Staff	0.0	0.0	0.0	0.0
Other	0.0	0.0	0.0	0.0
<b>Total</b>	0.0	0.0	0.0	0.0

Little Park Water Company  
Annual Report  
Supplemental Financial Data (Long-Term Debt)  
12/31/19

Supplemental Financial Data (Long-Term Debt)				
	Loan #1	Loan #2	Loan #3	Loan #4
Date Issued	12/1/2011	11/19/2018		
Source of Loan	SunWest Bank	SunWest Bank		
ACC Decision No.	72667	76835		
Reason for Loan	Arsenic Remediation	Arsenic Remediation		
Dollar Amt. Issued	\$140,000	\$110,226		
Amount Outstanding	\$0	\$103,135		
Date of Maturity	12/1/2018	11/15/2031		
Interest Rate	6.27%	7% Variable		
Current Year Interest	\$0	\$6,732		
Current Year Principal	\$0	\$5,736		

Meter Deposit Balance at Test Year End:	\$9,653
---	---------

Meter Deposits Refunded During the Test Year:	\$1,095
---	---------

***List all bonds, notes, loans, and other types of indebtedness in which the proceeds were used in the provision of public utility service. Indebtedness incurred for personal uses by the owner of the utility should not be listed. Input 0 or none if there is nothing to report for that cell.***

### Well and Water Usage

[illegible]

Name of system water delivered to:			
ADWR PCC Number:			
Source of water delivered to another system			

Name of system water received from:	BIG PARK WATER CO		
ADWR PCC Number:	91-000609.0000		
Source of water received	Ground Water		
Well registry 55# (55-XXXXXX):	55-636197		

Month	Water withdrawn (gallons)1	Water sold (gallons)2	Water delivered (sold) to other systems (gallons)3	Water received (purchased) from other systems (gallons)4	Estimated authorized use (gallons)5	Purchased Power Expense <sup>6</sup>	Purchased Power (kWh) <sup>7</sup>
January	1,532,990.00	1,134,000.00	0.00	0.00		\$1,408	11,861
February	965,090.00	917,300.00	0.00	0.00		1,088	8,740
March	1,011,280.00	790,200.00	0.00	0.00		1,155	8,023
April	1,784,310.00	1,257,300.00	0.00	0.00		1,065	8,827
May	1,745,680.00	1,492,900.00	0.00	0.00		1,200	10,019
June	2,223,790.00	2,140,900.00	0.00	0.00		1,279	10,600
July	2,396,170.00	1,925,300.00	0.00	0.00		1,467	13,263
August	2,375,830.00	2,442,200.00	0.00	300.00		1,420	12,505
September	2,597,840.00	1,995,300.00	0.00	0.00	10,000.00	1,782	16,999
October	2,190,150.00	1,749,200.00	0.00	0.00	2,000.00	1,365	12,405
November	1,864,528.00	1,509,800.00	0.00	0.00	2,500.00	1,491	13,777
December	714,644.00	675,500.00	0.00	0.00	2,500.00	828	9,695
<b>Totals</b>	<b>21,402,302.00</b>	<b>18,029,900.00</b>	<b>0.00</b>	<b>300.00</b>	<b>17,000.00</b>	<b>\$15,548</b>	<b>136,714</b>

**If applicable, in the space below please provide a description for all un-metered water use along with amounts:**

[illegible]

- 1 Water withdrawn - Total gallons of water withdrawn from pumped sources.
- 2 Water sold - Total gallons from customer meters, and other sales such as construction water.
- 3 Water delivered (sold) to other systems - Total gallons of water delivered to other systems.
- 4 Water received (purchased) from other systems - Total gallons of water purchased/received from other systems.
- 5 Estimated authorized use - Total estimated gallons from authorized metered or unmetered use. Authorized uses such as flushing (mains, services and hydrants) draining/cleaning tanks, process, construction, fire fighting, etc. Non-authorized use (real losses) are service line breaks and leaks, water main breaks, meter inaccuracies and theft.
- 6 Enter the total purchased power costs for the power meters associated with this system.
- 7 Enter the total purchased kWh used by the power meters associated with this system.

## Water Utility Plant Description

Name of the System:	LITTLE PARK WATER CO		
ADEQ Public Water System Number:	AZ0413075		
ADWR PCC Number:	91-000651.0000		

---

**MAINS**

[illegible]

## CUSTOMER METERS

[illegible]

## SERVICE LINES

Material	Percent of system	Year installed
Black Poly	100%	

## BOOSTER PUMPS

BOOSTER PUMPS		
Horsepower	GPM	Quantity
7.5	65	1
7.5	77	1
7.5	13	1
7.5	14	1

## FIRE HYDRANTS

Type	Quantity
Standard *	29
Other	N/A

## STORAGE TANKS

STORAGE TANKS			
Capacity (gallons)	Material	Quantity	Year installed
10,000	STEEL	1	
8,800	STEEL	2	

## PRESSURE/BLADDER TANKS

PRESSURE/BLADDER TANKS			
Capacity (gallons)	Material	Quantity	Year installed
1,500	Steel	1	
2,000	Steel	1	

\* A standard fire hydrant has two 2.5 inch hose connection nozzles with 7.5 threads per inch, and one 4.5 inch pumper connection nozzle with 4 threads per inch.



**Water Utility Plant Description (Continued)**

**For the following three items, list the utility owned assets in each category for each system.**

<b>TREATMENT EQUIPMENT:</b>	1 each 80 GPM Arsenic Treatment plant(absorptive) at Well #1 1 each 80 GPM Arsenic Treatment plant (absorptive) at Well #2
<b>STRUCTURES:</b>	2 each chain link fence 2 each 20' x 20' metal building
<b>OTHER:</b>	N/A

**Provide a calculation used to determine the value of one water equivalent residential connection (ERC).**

Use one of the following methods:

- (a) If actual flow data are available from the preceding 12 months, divide the total annual single family residence (SFR) gallons sold by the average number of single family residence customers for the same period and divide the result by 365
- (b) If no historical flow data are available, use:  
ERC = ( Total SFR gallons sold (Omit 000) / 365 days / 350 gallons per day )

ERC	
Method used:	

Customer and Other Information	
Name of the System:	LITTLE PARK WATER CO
ADEQ Public Water System Number:	AZ0413075
ADWR PCC Number:	91-000651.0000

Month	Number of Customers				Other Non-Residential
	Single-Family	Multi-Family	Commercial	Turf/Irrigation	
January	88	0	2		
February	88	0	2		
March	88	0	2		
April	89	0	2		
May	90	0	2		
June	90	0	2		
July	90	0	2		
August	91	0	2		
September	91	0	2		
October	91	0	2		
November	91	0	2		
December	91	0	2		

If the system has fire hydrants, what is the fire flow requirements?  GPM for  hrs.

Does the system have chlorination treatment?

Does the Company have an ADWR Gallons Per Capita Per Day (GPCPD) requirement?

If yes, provide the GPCPD amount:

Is the Water Utility located in an ADWR Active Management Area (AMA)?

If yes, which AMA?

What is the present system connection capacity (in ERCs \*) using existing lines?

What is the future system connection capacity (in ERCs \*) upon service area buildout?

Describe any plans and estimated completion dates for any enlargements or improvements of this system.

\* an ERC is based on the calculation on the bottom of AR9 page 12.

Little Park Water Company  
Annual Report  
Utility Shutoffs / Disconnects  
12/31/19

Utility Shutoffs / Disconnects	
Name of the System:	LITTLE PARK WATER CO
ADEQ Public Water System Number:	AZ0413075
ADWR PCC Number:	91-000651.0000

Month	Termination without Notice R14-2-410.B	Termination with Notice R14-2- 410.C	Other
January	0	0	0
February	0	0	0
March	0	0	0
April	0	0	0
May	0	0	0
June	0	0	0
July	0	0	0
August	0	0	0
September	0	0	0
October	0	0	0
November	0	0	0
December	0	0	0
<b>Total</b>	<b>0</b>	<b>0</b>	<b>0</b>

Other (description):

**Instructions:** Fill out the Grey Cells with the relevant information. Input 0 or none if there is nothing recorded in that account or there is no applicable information to report.

Property Taxes	
----------------	--

Amount of actual property taxes paid during Calendar Year 2019 was
--

\$3,703
---------

If no property taxes paid, explain why.
---

<b>Instructions:</b> Fill out the Grey Cells with the relevant information. Input 0 or none if there is nothing recorded in that account or there is no applicable information to report.
---



Verification and Sworn Statement (Taxes)

Verification: State of Arizona I, the undersigned of the  
(state name)

County of (county name): Yavapai  
Name (owner or official) title: Steve Gudovic, President  
Company name: Little Park Water Company

DO SAY THAT THIS ANNUAL UTILITY PROPERTY TAX AND SALES TAX REPORT TO THE ARIZONA CORPORATION COMMISSION.

FOR THE YEAR ENDING: 12/31/19

HAS BEEN PREPARED UNDER MY DIRECTION, FROM THE ORIGINAL BOOKS, PAPERS AND RECORDS OF SAID UTILITY; THAT I HAVE CAREFULLY EXAMINED THE SAME, AND DECLARE THE SAME TO BE A COMPLETE AND CORRECT STATEMENT OF BUSINESS AND AFFAIRS OF SAID UTILITY FOR THE PERIOD COVERED BY THIS REPORT IN RESPECT TO EACH AND EVERY MATTER AND THING SET FORTH, TO THE BEST OF MY KNOWLEDGE, INFORMATION AND BELIEF.

Sworn Statement: I HEREBY ATTEST THAT ALL PROPERTY TAXES FOR SAID COMPANY ARE CURRENT AND PAID IN FULL.

I HEREBY ATTEST THAT ALL SALES TAXES FOR SAID COMPANY ARE CURRENT AND PAID IN FULL.

Steve Gudovic  
signature of owner/official

928-284-2298  
telephone no.

SUBSCRIBED AND SWORN TO BEFORE ME A NOTARY PUBLIC  
IN AND FOR THE COUNTY

THIS


15th

DAY OF

Maricopa  
(county name)  
April 2020  
(month) and (year)

MY COMMISSION EXPIRES

3/25/23  
(date)



Mary Lynn Gudovic  
(signature of notary public)

RECEIVED  
UTILITIES DIVISION  
2020 APR 21 A 9:08  
ARIZONA CORPORATION  
COMMISSION

Verification and Sworn Statement

Verification:

State of Arizona I, the undersigned of the  
(state name)

County of (county name): Yavapai

Name (owner or official) title: Steve Gudovic, President

Company name: Little Park Water Company

DO SAY THAT THIS ANNUAL UTILITY PROPERTY TAX AND SALES TAX REPORT TO THE ARIZONA CORPORATION COMMISSION.

FOR THE YEAR ENDING: 12/31/19

HAS BEEN PREPARED UNDER MY DIRECTION, FROM THE ORIGINAL BOOKS, PAPERS AND RECORDS OF SAID UTILITY; THAT I HAVE CAREFULLY EXAMINED THE SAME, AND DECLARE THE SAME TO BE A COMPLETE AND CORRECT STATEMENT OF BUSINESS AND AFFAIRS OF SAID UTILITY FOR THE PERIOD COVERED BY THIS REPORT IN RESPECT TO EACH AND EVERY MATTER AND THING SET FORTH, TO THE BEST OF MY KNOWLEDGE, INFORMATION AND BELIEF.

Sworn Statement: IN ACCORDANCE WITH THE REQUIREMENTS OF TITLE 40, ARTICLE 8, SECTION 40-401, ARIZONA REVISED STATUTES, IT IS HEREIN REPORTED THAT THE GROSS OPERATING REVENUE OF SAID UTILITY DERIVED FROM ARIZONA INTRASTATE UTILITY OPERATIONS DURING THE CALENDAR YEAR WAS:

Arizona Intrastate Gross Operating Revenues Only (\$)

\$172,262

(The amount in the box above includes

\$13,359

in sales taxes  
billed or collected)

Steve Gudovic  
signature of owner/official

928-284-2298 0

telephone no.

SUBSCRIBED AND SWORN TO BEFORE ME A NOTARY PUBLIC  
IN AND FOR THE COUNTY

THIS

15th


DAY OF

Maricopa  
(county name)

April 2020  
(month) and (year)

MY COMMISSION EXPIRES

3/25/23  
(date)



Mary Lynn Gudovic  
(signature of notary public)

**Verification and Sworn Statement (Residential Revenue)**

**Verification:**

State of Arizona I, the undersigned of the  
(state name)

County of (county name): Yavapai  
Name (owner or official) title: Steve Gudovic, President  
Company name: Little Park Water Company

DO SAY THAT THIS ANNUAL UTILITY PROPERTY TAX AND SALES TAX REPORT TO THE ARIZONA CORPORATION COMMISSION.

FOR THE YEAR ENDING: 12/31/19

HAS BEEN PREPARED UNDER MY DIRECTION, FROM THE ORIGINAL BOOKS, PAPERS AND RECORDS OF SAID UTILITY; THAT I HAVE CAREFULLY EXAMINED THE SAME, AND DECLARE THE SAME TO BE A COMPLETE AND CORRECT STATEMENT OF BUSINESS AND AFFAIRS OF SAID UTILITY FOR THE PERIOD COVERED BY THIS REPORT IN RESPECT TO EACH AND EVERY MATTER AND THING SET FORTH, TO THE BEST OF MY KNOWLEDGE, INFORMATION AND BELIEF.

**Sworn Statement:** IN ACCORDANCE WITH THE REQUIREMENTS OF TITLE 40, ARTICLE 8, SECTION 40-401, ARIZONA REVISED STATUTES, IT IS HEREIN REPORTED THAT THE GROSS OPERATING REVENUE OF SAID UTILITY DERIVED FROM ARIZONA INTRASTATE UTILITY OPERATIONS RECEIVED FROM RESIDENTIAL CUSTOMERS DURING THE CALENDAR YEAR WAS:

Arizona Intrastate Gross Operating Revenues Only (\$)

\$132,463

(The amount in the box above includes

\$11,363 in sales taxes

billed or collected)

RECEIVED  
UTILITIES DIVISION  
2020 APR 21 A 9:08  
ARIZONA CORPORATION  
COMMISSION

Steve Gudovic  
signature of owner/official

928-284-2298 0

telephone no.

SUBSCRIBED AND SWORN TO BEFORE ME A NOTARY PUBLIC  
IN AND FOR THE COUNTY

Maricopa  
(county name)

THIS


15th

DAY OF

April 2020  
(month) and (year)

MY COMMISSION EXPIRES

3/25/23  
(date)



Mary Lynn Gudovic  
(signature of notary public)



**Full Gross-up Method for Income Tax Statement of Certification**

**Verification:**

State of Arizona I, the undersigned of the  
(state name)

County of (county name): Yavapai  
Name (owner or official) title: Steve Gudovic, President  
Company name: Little Park Water Company

FOR THE YEAR ENDING: 12/31/19

**Sworn Statement:**

IN ACCORDANCE WITH THE REQUIREMENTS OF DECISION NO. 77084, BECAUSE THE UTILITY REQUIRES THE GROSS UP OF ADVANCES AND CONTRIBUTIONS, I HEREBY STATE THAT THE UTILITY HAS INCURRED OR IS EXPECTED TO INCUR A NET INCREASE IN CURRENT INCOME TAX EXPENSE OR A DECREASE IN DEFERRED TAX ASSET FOR A CARRY FORWARD ACCORDING TO GAAP IN AN AMOUNT EQUAL TO OR GREATER THAN THE AMOUNT OF THE REQUIRED GROSS UP PAID BY DEVELOPERS IN THE PERIOD COVERED BY THIS ANNUAL REPORT.



signature of owner/official

928-284-2298 0

telephone no.

SUBSCRIBED AND SWORN TO BEFORE ME A NOTARY PUBLIC  
IN AND FOR THE COUNTY

Maricopa

(county name)

THIS

15th

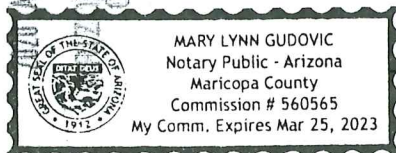
DAY OF

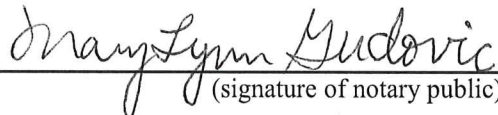
April 2020  
(month) and (year)

MY COMMISSION EXPIRES

3/25/23  
(date)

RECEIVED  
UTILITIES DIVISION  
APR 21 A 9:08  
MIA CORPORATION  
COMMISSION



  
(signature of notary public)





RECEIVED  
UTILITIES DIVISION  
2020 APR 21 A 9:08  
ARIZONA CORPORATION  
COMMISSION

April 15, 2020

Arizona Corporation Commission  
Compliance Section – Utilities Division  
1200 West Washington Street  
Phoenix, AZ 85007

**Subject: 2019 Annual Report**

To Whom It May Concern,

Please find the enclosed 2019 annual report for Little Park Water Company.

With the additional data requested in the 2019 Annual Report and COVID-19, we were unable to identify data for all new sections. Some of the data we do not have readily available. If needed, with extra time, we could provide our meter age along with those over 1,000,000 gallons. Additionally, we might be able to locate year built of some of our storage tanks and hydropneumatics tanks.

Please advise if you would like us to revise our annual report to identify the data we might have available.

Thank you for your time.

Best,

A handwritten signature in black ink, appearing to read "Nick Gudovic", written over a horizontal line.

Nick Gudovic  
Operations Manager  
Big Park Water Company  
For Little Park Water Company

Enclosures:  
2019 Annual Report Little Park Water Company