

ANNUAL REPORT

Of

Company Name: Lake Verde Water Company, Inc.
PO Box 2777

Mailing Address: Camp Verde AZ
86322

Docket No.: W-01557A
For the Year Ended: 12/31/20

**RECEIVED
BY EMAIL**
04/14/2021, 8:38 AM
**ARIZONA CORPORATION COMMISSION
UTILITIES DIVISION**

WATER UTILITY

To

Arizona Corporation Commission

Due on April 15th

Email: Util-Compliance@azcc.gov, mail or deliver the completed Annual Report to:
Arizona Corporation Commission
Compliance Section - Utilities Division
1200 West Washington Street
Phoenix, Arizona 85007

Application Type: Original Filing
Application Date: 4/14/2021

ARIZONA CORPORATION COMMISSION
WATER UTILITY ANNUAL REPORT
Lake Verde Water Company, Inc.
A Class ☒ Utility

For the Calendar Year Ended: 12/31/20

Primary Address:

738 S Parks Dr
City: Camp Verde State: Arizona Zip Code: 86322

Telephone Number:

928-567-8592

Date of Original Organization of Utility:

6/16/1994

Person to whom correspondence should be addressed concerning this report:

Name:

Morgan Dubs

Telephone No. :

928-567-8592

Address:

738 S Parks Dr
City: Camp Verde State: Arizona Zip Code: 86322

Email:

morgan.heritagesurvey@gmail.com

Regulatory and On-Site Manager Contact

Name:

Alan Williams

Telephone No. :

928-300-0541

Address:

738 S Parks Dr
City: Camp Verde State: Arizona Zip Code: 86322

Email:

tjkadad@suddenlink.net

Management Contact

Name:

na

Telephone No. :

na

Address:

na
City: na State: Arizona Zip Code: na

Email:

na

Regulatory and Management Contact

Name:

na

Telephone No. :

na

Address:

na
City: na State: Arizona Zip Code: na

Email:

na

Regulatory and Management Contact

Name:

na

Telephone No. :

na

Address:

na
City: na State: Arizona Zip Code: na

Email:

na

Ownership:

"S" Corporation

Counties Served:

Yavapai

Important changes during the year
--

No	For those companies not subject to the affiliated interest rules, has there been a change in ownership or direct control during the year?
	If yes, please provide specific details in the box below.
	NA

No	Has the company been notified by any other regulatory authorities during the year, that they are out of compliance?
	If yes, please provide specific details in the box below.
	NA

Lake Verde Water Company, Inc.
Annual Report
Utility Plant in Service (Water)
12/31/20

Utility Plant in Service (Water)							
Account No.	Description	Beginning Year Original Cost	Current Year Additions	Current Year Retirements	Adjusted Original Cost	Accumulated Depreciation	OCLD (OC less AD)
301	Organization	\$336	\$0	\$0	\$336	\$336	\$0
302	Franchises	0	0	0	0	0	0
303	Land and Land Rights	10,000	0	0	10,000	0	10,000
304	Structures and Improvements	71,098	0	0	71,098	8,880	62,218
305	Collecting & Improving Reservoirs	0	0	0	0	0	0
306	Lake, River, Canal Intakes	0	0	0	0	0	0
307	Wells and Springs	5,016	0	0	5,016	5,016	0
308	Infiltration Galleries	0	0	0	0	0	0
309	Supply Mains	0	0	0	0	0	0
310	Power Generation Equipment	0	0	0	0	0	0
311	Pumping Equipment	6,182	0	0	6,182	6,182	0
320	Water Treatment Equipment	0	0	0	0	0	0
320.1	Water Treatment Plants	36,300	0	0	36,300	4,535	31,765
320.2	Solution Chemical Feeders	144	0	0	144	91	53
320.3	Point-of-Use Treatment Devices	0	0	0	0	0	0
330	Distribution Reservoirs and Standpipes	0	0	0	0	0	0
330.1	Storage Tanks	22,195	0	0	22,195	2,033	20,162
330.2	Pressure Tanks	2,500	0	0	2,500	438	2,062
331	Transmission and Distribution Mains	33,128	0	0	33,128	31,863	1,265
333	Services	0	0	0	0	0	0
334	Meters and Meter Installations	2,650	800	0	3,450	1,422	2,028
335	Hydrants	0	0	0	0	0	0
336	Backflow Prevention Devices	0	0	0	0	0	0
339	Other Plant and Misc. Equipment	0	0	0	0	0	0
340	Office Furniture and Equipment	708	0	0	708	326	382
340.1	Computer & Software	1,100	301	0	1,401	1,050	351
341	Transportation Equipment	0	0	0	0	0	0
342	Stores Equipment	0	0	0	0	0	0
343	Tools, Shop and Garage Equipment	2,255	0	0	2,255	2,059	196
344	Laboratory Equipment	0	0	0	0	0	0
345	Power Operated Equipment	0	0	0	0	0	0
346	Communication Equipment	461	0	0	461	461	0
347	Miscellaneous Equipment	312	0	0	312	312	0
348	Other Tangible Plant	0	0	0	0	0	0
	Totals	\$194,385	\$1,101	\$0	\$195,486	\$65,004	\$130,482

Lake Verde Water Company, Inc.
Annual Report
Depreciation Expense for the Current Year (Water)
12/31/20

Depreciation Expense for the Current Year (Water)									
Account No.	Description	Beginning Year Original Cost	Current Year Additions	Current Year Retirements	Adjusted Original Cost	Fully Depreciated/Non-depreciable Plant	Depreciable Plant	Depreciation Percentages	Depreciation Expense
301	Organization	\$336	\$0	\$0	\$336	\$336	\$0	0.00%	\$0
302	Franchises	0	0	0	0	0	0	0.00%	0
303	Land and Land Rights	10,000	0	0	10,000	10,000	0	0.00%	0
304	Structures and Improvements	71,098	0	0	71,098	0	71,098	3.33%	2,368
305	Collecting & Improving Reservoirs	0	0	0	0	0	0	2.50%	0
306	Lake, River, Canal Intakes	0	0	0	0	0	0	2.50%	0
307	Wells and Springs	5,016	0	0	5,016	0	5,016	3.33%	167
308	Infiltration Galleries	0	0	0	0	0	0	6.67%	0
309	Supply Mains	0	0	0	0	0	0	2.00%	0
310	Power Generation Equipment	0	0	0	0	0	0	5.00%	0
311	Pumping Equipment	6,182	0	0	6,182	0	6,182	12.50%	773
320	Water Treatment Equipment	0	0	0	0	0	0	0.00%	0
320.1	Water Treatment Plants	36,300	0	0	36,300	0	36,300	3.33%	1,209
320.2	Solution Chemical Feeders	144	0	0	144	0	144	20.00%	29
320.3	Point-of-Use Treatment Devices	0	0	0	0	0	0	10.00%	0
330	Distribution Reservoirs and Standpipes	0	0	0	0	0	0	0.00%	0
330.1	Storage Tanks	22,195	0	0	22,195	0	22,195	2.22%	493
330.2	Pressure Tanks	2,500	0	0	2,500	0	2,500	5.00%	125
331	Transmission and Distribution Mains	33,128	0	0	33,128	0	33,128	2.00%	663
333	Services	0	0	0	0	0	0	3.33%	0
334	Meters and Meter Installations	2,650	800	0	3,450	0	3,450	8.33%	254
335	Hydrants	0	0	0	0	0	0	2.00%	0
336	Backflow Prevention Devices	0	0	0	0	0	0	6.67%	0
339	Other Plant and Misc. Equipment	0	0	0	0	0	0	6.67%	0
340	Office Furniture and Equipment	708	0	0	708	0	708	6.67%	47
340.1	Computer & Software	1,100	301	0	1,401	0	1,401	20.00%	250
341	Transportation Equipment	0	0	0	0	0	0	20.00%	0
342	Stores Equipment	0	0	0	0	0	0	4.00%	0
343	Tools, Shop and Garage Equipment	2,255	0	0	2,255	0	2,255	5.00%	113
344	Laboratory Equipment	0	0	0	0	0	0	10.00%	0
345	Power Operated Equipment	0	0	0	0	0	0	5.00%	0
346	Communication Equipment	461	0	0	461	461	0	10.00%	0
347	Miscellaneous Equipment	312	0	0	312	312	0	10.00%	0
348	Other Tangible Plant	0	0	0	0	0	0	0.00%	0
	Subtotal	\$194,385	\$1,101	\$0	\$195,486	\$11,109	\$184,377		\$6,489

Contribution(s) in Aid of Construction (Gross)	\$100,000
Less: Non Amortizable Contribution(s)	0
Fully Amortized Contribution(s)	0
Amortizable Contribution(s)	\$100,000
Times: Proposed Amortization Rate	3.52%
Amortization of CIAC	\$3,520

Less: Amortization of CIAC **\$3,520**

DEPRECIATION EXPENSE **\$2,970**

Lake Verde Water Company, Inc.
Annual Report
Balance Sheet Assets
12/31/20

Balance Sheet Assets				
	Assets		Balance at Beginning of Year (2020)	Balance at End of Year (2020)
Account No.	Current and Accrued Assets			
131	Cash		\$4,073	\$6,500
134	Working Funds		0	0
135	Temporary Cash Investments		0	0
141	Customer Accounts Receivable		4,265	5,165
146	Notes Receivable from Associated Companies		0	0
151	Plant Material and Supplies		0	0
162	Prepayments		0	0
174	Miscellaneous Current and Accrued Assets		0	0
	Total Current and Accrued Assets		\$8,338	\$11,665
Account No.	Fixed Assets			
101	Utility Plant in Service*		\$194,385	\$195,486
103	Property Held for Future Use		34,071	34,071
105	Construction Work in Progress		0	0
108	Accumulated Depreciation (enter as negative)*		(46,180)	(65,004)
121	Non-Utility Property		0	0
122	Accumulated Depreciation - Non Utility		0	0
	Total Fixed Assets		\$182,276	\$164,553
	Total Assets		\$190,614	\$176,218

*Note these items feed automatically from AR3 UPIS Page 4

Lake Verde Water Company, Inc.
Annual Report
Balance Sheet Liabilities and Owners Equity

Balance Sheet Liabilities and Owners Equity				
	Liabilities		Balance at Beginning of Year (2020)	Balance at End of Year (2020)
Account No.	Current Liabilities			
231	Accounts Payable		\$2,613	\$0
232	Notes Payable (Current Portion)		0	0
234	Notes Payable to Associated Companies		0	0
235	Customer Deposits		0	0
236	Accrued Taxes		0	0
237	Accrued Interest		0	0
242	Miscellaneous Current and Accrued Liabilities		0	0
	Total Current Liabilities		\$2,613	\$0
	Long Term Debt			
224	Long Term Debt (Notes and Bonds)		\$44,348	\$45,020
	Deferred Credits			
251	Unamortized Premium on Debt		\$685	\$685
252	Advances in Aid of Construction		0	0
255	Accumulated Deferred Investment Tax Credits		0	0
271	Contributions in Aid of Construction		100,000	100,000
272	Less: Amortization of Contributions		(10,957)	(14,477)
281	Accumulated Deferred Income Tax		0	0
	Total Deferred Credits		\$89,728	\$86,208
	Total Liabilities		\$136,689	\$131,228
	Capital Accounts			
201	Common Stock Issued		\$90,000	\$90,000
211	Other Paid-In Capital		19,200	19,200
215	Retained Earnings		(55,275)	(64,210)
218	Proprietary Capital (Sole Props and Partnerships)		0	0
	Total Capital		\$53,925	\$44,990
	Total Liabilities and Capital		\$190,614	\$176,218

Note: Total liabilities and Capital must match total assets for the beginning and end of the year!

Water Comparative Income Statement			
Account No.	Calendar Year	Current Year 01/01/2020 - 12/31/2020	Last Year 01/01/2019 - 12/31/2019
	Operating Revenue		
461	Metered Water Revenue	\$54,637	\$59,220
460	Unmetered Water Revenue	0	0
462	Fire Protection Revenue	0	0
469	Guaranteed Revenues (Surcharges)	0	0
471	Miscellaneous Service Revenues	0	0
474	Other Water Revenue	0	0
	Total Revenues	\$54,637	\$59,220
	Operating Expenses		
601	Salaries and Wages	\$29,116	\$36,859
604	Employee Pensions and Benefits	0	0
610	Purchased Water	0	0
615	Purchased Power	3,014	2,920
618	Chemicals	0	20
620	Materials and Supplies	1,260	9,021
620.1	Repairs and Maintenance	1,135	2,167
620.2	Office Supplies and Expense	1,992	1,136
630	Contractual Services	0	0
631	Contractual Services - Engineering	0	0
632	Contractual Services - Accounting	300	275
633	Contractual Services - Legal	0	0
634	Contractual Services - Management Fees	0	0
635	Contractual Services - Water Testing	967	1,461
636	Contractual Services - Other	0	0
640	Rents	0	0
641	Rental of Building/Real Property	5,500	3,500
642	Rental of Equipment	1,000	239
650	Transportation Expenses	0	0
657	Insurance - General Liability	1,780	2,333
657.1	Insurance - Health and Life	0	0
665	Regulatory Commission Expense - Rate	0	0
670	Bad Debt Expense	0	0
675	Miscellaneous Expense	45	882
403	Depreciation Expense (From Schedule AR4)	2,970	2,631
408	Taxes Other Than Income	0	0
408.11	Property Taxes	2,054	1,649
409	Income Taxes	0	0
427.1	Customer Security Deposit Interest	0	0
	Total Operating Expenses	\$51,133	\$65,093
	Operating Income / (Loss)	\$3,504	(\$5,873)
	Other Income / (Expense)		
419	Interest and Dividend Income	\$0	\$0
421	Non-Utility Income	0	0
426	Miscellaneous Non-Utility (Expense)	0	0
427	Interest (Expense)	0	0
	Total Other Income / (Expense)	\$0	\$0
	Net Income / (Loss)	\$3,504	(\$5,873)

Lake Verde Water Company, Inc.
Annual Report
Full time equivalent employees
12/31/20

Full time equivalent employees

	Direct Company	Allocated	Outside service	Total
President	1.0	0.0	0.0	1.0
Vice-president	1.0	0.0	0.0	1.0
Manager	0.0	0.0	0.0	0.0
Engineering Staff	0.0	0.0	0.0	0.0
System Operator(s)	0.5	0.0	0.0	0.5
Meter reader	0.0	0.0	0.0	0.0
Customer Service	0.0	0.0	0.0	0.0
Accounting	0.0	0.0	1.0	1.0
Business Office	0.0	0.0	0.0	0.0
Rates Department	0.0	0.0	0.0	0.0
Administrative Staff	0.5	0.0	0.0	0.5
Other	0.0	0.0	0.0	0.0
Total	3.0	0.0	1.0	4.0

Lake Verde Water Company, Inc.
Annual Report
Supplemental Financial Data (Long-Term Debt)
12/31/20

Supplemental Financial Data (Long-Term Debt)				
	Loan #1	Loan #2	Loan #3	Loan #4
Date Issued	11/1/2016	4/13/2020	NA	NA
Source of Loan	WIFA	Chase SBA PPP Loan	NA	NA
ACC Decision No.	75159	NA	NA	NA
Reason for Loan	Arsenic Removal	Pandemic- Forgiven	NA	NA
Dollar Amt. Issued	\$50,000	\$5,595	NA	NA
Amount Outstanding	\$42,405	\$5,595	NA	NA
Date of Maturity	7/1/2036	NA	NA	NA
Interest Rate	5.50%	0.98%	NA	NA
Current Year Interest	\$0	\$0	NA	NA
Current Year Principal	\$0	\$0	NA	NA

Meter Deposit Balance at Test Year End:	\$0
---	-----

Meter Deposits Refunded During the Test Year:	\$0
---	-----

List all bonds, notes, loans, and other types of indebtedness in which the proceeds were used in the provision of public utility service. Indebtedness incurred for personal uses by the owner of the utility should not be listed. Input 0 or none if there is nothing to report for that cell.

Well and Water Usage											
Name of the System:		LAKE VERDE WATER COMPANY									
ADEQ Public Water System Number:		AZ0413038									
ADWR PCC Number:		91-000627.0000									
Well registry 55# (55-XXXXXX):	Pump Horsepower	Pump Yield (gpm)	Casing Depth (feet)	Casing Diameter (inches)	Pump Motor Type **	Year Drilled	Water level 2010	Water level 2020	Meter Size (inches)	How measured:	Active
55-643838	3	45	65	6	Submersible	1958	0	0	2	Metered	Yes
NA	0	0	0	0	0	0	0	0	0	N/A	N/A
NA	0	0	0	0	0	0	0	0	0	N/A	N/A
NA	0	0	0	0	0	0	0	0	0	N/A	N/A
NA	0	0	0	0	0	0	0	0	0	N/A	N/A
NA	0	0	0	0	0	0	0	0	0	N/A	N/A
NA	0	0	0	0	0	0	0	0	0	N/A	N/A
NA	0	0	0	0	0	0	0	0	0	N/A	N/A
NA	0	0	0	0	0	0	0	0	0	N/A	N/A
NA	0	0	0	0	0	0	0	0	0	N/A	N/A
NA	0	0	0	0	0	0	0	0	0	N/A	N/A
NA	0	0	0	0	0	0	0	0	0	N/A	N/A
NA	0	0	0	0	0	0	0	0	0	N/A	N/A
NA	0	0	0	0	0	0	0	0	0	N/A	N/A
NA	0	0	0	0	0	0	0	0	0	N/A	N/A
NA	0	0	0	0	0	0	0	0	0	N/A	N/A
NA	0	0	0	0	0	0	0	0	0	N/A	N/A
NA	0	0	0	0	0	0	0	0	0	N/A	N/A
NA	0	0	0	0	0	0	0	0	0	N/A	N/A
NA	0	0	0	0	0	0	0	0	0	N/A	N/A
NA	0	0	0	0	0	0	0	0	0	N/A	N/A
NA	0	0	0	0	0	0	0	0	0	N/A	N/A
NA	0	0	0	0	0	0	0	0	0	N/A	N/A

Name of system water delivered to:		LAKE VERDE WATER COMPANY									
ADWR PCC Number:		91-000627.0000									
Source of water delivered to another system		Verde River									
Name of system water received from:		NA									
ADWR PCC Number:		#N/A									
Source of water received		Verde River									
Well registry 55# (55-XXXXXX):		55-643838									

Month	Water withdrawn (gallons) ¹	Water sold (gallons) ²	Water delivered (sold) to other systems (gallons) ³	Water received (purchased) from other systems (gallons) ⁴	Estimated authorized use (gallons) ⁵	Purchased Power Expense ⁶	Purchased Power (kWh) ⁷
January	238,400.00	229,198.00	0.00	0.00	0.00	\$0	0
February	231,200.00	218,592.00	0.00	0.00	0.00	0	0
March	217,500.00	204,790.00	0.00	0.00	0.00	0	0
April	268,200.00	253,380.00	0.00	0.00	0.00	0	0
May	394,100.00	389,470.00	0.00	0.00	0.00	0	0
June	602,600.00	587,020.00	0.00	0.00	0.00	0	0
July	622,200.00	603,620.00	0.00	0.00	0.00	0	0
August	637,600.00	538,014.00	0.00	0.00	0.00	0	0
September	566,100.00	462,788.00	0.00	0.00	0.00	0	0
October	421,000.00	378,588.00	0.00	0.00	0.00	0	0
November	349,900.00	247,170.00	0.00	0.00	0.00	0	0
December	240,200.00	221,200.00	0.00	0.00	0.00	0	0
Totals	4,789,000.00	4,333,830.00	0.00	0.00	0.00	\$0	0

If applicable, in the space below please provide a description for all un-metered water use along with amounts:											
Na											

1 Water withdrawn - Total gallons of water withdrawn from pumped sources.
2 Water sold - Total gallons from customer meters, and other sales such as construction water.
3 Water delivered (sold) to other systems - Total gallons of water delivered to other systems.
4 Water received (purchased) from other systems - Total gallons of water purchased/received from other systems.
5 Estimated authorized use - Total estimated gallons from authorized metered or unmetered use. Authorized uses such as flushing (mains, services and hydrants) draining/cleaning tanks, process, construction, fire fighting, etc. Non-authorized use (real losses) are service line breaks and leaks, water main breaks, meter inaccuracies and theft.
6 Enter the total purchased power costs for the power meters associated with this system.
7 Enter the total purchased kWh used by the power meters associated with this system.

Water Utility Plant Description

Name of the System:	LAKE VERDE WATER COMPANY	
ADEQ Public Water System Number:	AZ0413038	
ADWR PCC Number:	91-000627.0000	

MAINS		
Sizes (inches)	Material	Length (feet)
2.00	Black Iron	5,220
3.00	Black Iron	0
4.00	Black Iron	0
NA	NA	0
NA	NA	0
NA	NA	0
NA	NA	0
NA	NA	0
NA	NA	0
NA	NA	0
NA	NA	0
NA	NA	0
NA	NA	0
NA	NA	0

CUSTOMER METERS			
Size (inches)	Quantity	Percent over 1,000,000 gallons	Percent over 10 years old
5/8 X 3/4	64	0%	65%
NA	0	0%	0%
NA	0	0%	0%
NA	0	0%	0%
NA	0	0%	0%
NA	0	0%	0%
NA	0	0%	0%
NA	0	0%	0%
NA	0	0%	0%
NA	0	0%	0%
NA	0	0%	0%
NA	0	0%	0%
NA	0	0%	0%
NA	0	0%	0%
NA	0	0%	0%
NA	0	0%	0%

SERVICE LINES		
Material	Percent of system	Year installed
PVC	100%	1994
NA	0%	NA
NA	0%	NA
NA	0%	NA
NA	0%	NA

BOOSTER PUMPS		
Horsepower	GPM	Quantity
7 1/2	125	2
0	0	0
0	0	0
0	0	0

FIRE HYDRANTS	
Type	Quantity
Standard *	0
Other	0

STORAGE TANKS			
Capacity (gallons)	Material	Quantity	Year installed
10,000	Poly	3	2017
0	NA	0	0
0	NA	0	0
0	NA	0	0
0	NA	0	0
0	NA	0	0

PRESSURE/BLADDER TANKS			
Capacity (gallons)	Material	Quantity	Year installed
5,000	STEEL	1	2017
0	0	0	0
0	0	0	0
0	0	0	0
0	0	0	0
0	0	0	0

* A standard fire hydrant has two 2.5 inch hose connection nozzles with 7.5 threads per inch, and one 4.5 inch pumper connection nozzle with 4 threads per inch.

Water Utility Plant Description (Continued)
--

For the following three items, list the utility owned assets in each category for each system.

TREATMENT EQUIPMENT:	ARSENIC REMOVAL SYSTEM
STRUCTURES:	BUILDING HOLDING THE ARSENIC REMOVAL SYSTEM 30X40
OTHER:	1 2" METER, 1-3 HORSEPOWER SUBMERSABLE PUMP 45GPM, 1-21 CUBIC FEET MEDIA TANK AND 1 PREFILTER

Provide a calculation used to determine the value of one water equivalent residential connection (ERC).

Use one of the following methods:

- (a) If actual flow data are available from the preceding 12 months, divide the total annual single family residence (SFR) gallons sold by the average number of single family residence customers for the same period and divide the result by 365
- (b) If no historical flow data are available, use:

$$ERC = (\text{Total SFR gallons sold (Omit 000)} / 365 \text{ days} / 350 \text{ gallons per day})$$

ERC

34

 Method used:

(b)

Customer and Other Information	
Name of the System:	LAKE VERDE WATER COMPANY
ADEQ Public Water System Number:	AZ0413038
ADWR PCC Number:	91-000627.0000

Month	Number of Customers				
	Single-Family	Multi-Family	Commercial	Turf/Irrigation	Other Non-Residential
January	64	0	0	0	0
February	64	0	0	0	0
March	64	0	0	0	0
April	64	0	0	0	0
May	63	0	0	0	0
June	63	0	0	0	0
July	63	0	0	0	0
August	63	0	0	0	0
September	63	0	0	0	0
October	63	0	0	0	0
November	63	0	0	0	0
December	63	0	0	0	0

If the system has fire hydrants, what is the fire flow requirements? GPM for hrs.

Does the system have chlorination treatment?

Does the Company have an ADWR Gallons Per Capita Per Day (GPCPD) requirement?

If yes, provide the GPCPD amount:

Is the Water Utility located in an ADWR Active Management Area (AMA)?

If yes, which AMA?

What is the present system connection capacity (in ERCs *) using existing lines?

What is the future system connection capacity (in ERCs *) upon service area buildout?

Describe any plans and estimated completion dates for any enlargements or improvements of this system.

RESIDENT METER REPLACEMENTS

* an ERC is based on the calculation on the bottom of AR9 page 12.

Lake Verde Water Company, Inc.
Annual Report
Utility Shutoffs / Disconnects
12/31/20

Utility Shutoffs / Disconnects	
Name of the System:	LAKE VERDE WATER COMPANY
ADEQ Public Water System Number:	AZ0413038
ADWR PCC Number:	91-000627.0000

Month	Termination without Notice R14-2-410.B	Termination with Notice R14-2- 410.C	Other
January	0	0	0
February	0	0	0
March	0	0	0
April	0	0	0
May	0	0	0
June	0	0	0
July	0	0	0
August	0	0	0
September	0	0	0
October	0	0	0
November	0	0	0
December	0	0	0
Total	0	0	0

Other (description):

NA

Instructions: Fill out the Grey Cells with the relevant information. Input 0 or none if there is nothing recorded in that account or there is no applicable information to report.

Lake Verde Water Company, Inc.
Annual Report
Property Taxes
12/31/20

Property Taxes	
----------------	--

Amount of actual property taxes paid during Calendar Year 2020 was	
--	--

\$2,054

If no property taxes paid, explain why.

NA

Instructions: Fill out the Grey Cells with the relevant information. Input 0 or none if there is nothing recorded in that account or there is no applicable information to report.

Verification and Sworn Statement (Taxes)

Verification: State of Arizona I, the undersigned of the
(state name)

County of (county name):

Yavapai

Name (owner or official) title:

Brenda McDonald

Company name:

Lake Verde Water Company, Inc.

DO SAY THAT THIS ANNUAL UTILITY PROPERTY TAX AND SALES TAX REPORT TO THE ARIZONA CORPORATION COMMISSION.

FOR THE YEAR ENDING:

12/31/20

HAS BEEN PREPARED UNDER MY DIRECTION, FROM THE ORIGINAL BOOKS, PAPERS AND RECORDS OF SAID UTILITY; THAT I HAVE CAREFULLY EXAMINED THE SAME, AND DECLARE THE SAME TO BE A COMPLETE AND CORRECT STATEMENT OF BUSINESS AND AFFAIRS OF SAID UTILITY FOR THE PERIOD COVERED BY THIS REPORT IN RESPECT TO EACH AND EVERY MATTER AND THING SET FORTH, TO THE BEST OF MY KNOWLEDGE, INFORMATION AND BELIEF.

Sworn Statement: I HEREBY ATTEST THAT ALL PROPERTY TAXES FOR SAID COMPANY ARE CURRENT AND PAID IN FULL.

I HEREBY ATTEST THAT ALL SALES TAXES FOR SAID COMPANY ARE CURRENT AND PAID IN FULL.

Brenda McDonald

signature of owner/official

928-567-8592

telephone no.

SUBSCRIBED AND SWORN TO BEFORE ME A NOTARY PUBLIC
IN AND FOR THE COUNTY

THIS

14th

DAY OF

Yavapai

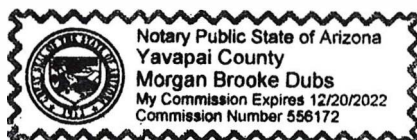
(county name)

April 2021

(month) and (year)

MY COMMISSION EXPIRES

12/20/22
(date)



Morgan Brooke Dubs
(signature of notary public)

Verification and Sworn Statement

Verification:

State of Arizona I, the undersigned of the
(state name)

County of (county name):

Yavapai

Name (owner or official) title:

Brenda McDonald

Company name:

Lake Verde Water Company, Inc.

DO SAY THAT THIS ANNUAL UTILITY PROPERTY TAX AND SALES TAX REPORT TO THE ARIZONA CORPORATION COMMISSION.

FOR THE YEAR ENDING: 12/31/20

HAS BEEN PREPARED UNDER MY DIRECTION, FROM THE ORIGINAL BOOKS, PAPERS AND RECORDS OF SAID UTILITY; THAT I HAVE CAREFULLY EXAMINED THE SAME, AND DECLARE THE SAME TO BE A COMPLETE AND CORRECT STATEMENT OF BUSINESS AND AFFAIRS OF SAID UTILITY FOR THE PERIOD COVERED BY THIS REPORT IN RESPECT TO EACH AND EVERY MATTER AND THING SET FORTH, TO THE BEST OF MY KNOWLEDGE, INFORMATION AND BELIEF.

Sworn Statement: IN ACCORDANCE WITH THE REQUIREMENTS OF TITLE 40, ARTICLE 8, SECTION 40-401, ARIZONA REVISED STATUTES, IT IS HEREIN REPORTED THAT THE GROSS OPERATING REVENUE OF SAID UTILITY DERIVED FROM ARIZONA INTRASTATE UTILITY OPERATIONS DURING THE CALENDAR YEAR WAS:

Arizona Intrastate Gross Operating Revenues Only (\$)

\$57,995

(The amount in the box above includes

\$3,358 in sales taxes

billed or collected)

Brenda McDonald

signature of owner/official

928-567-8592

telephone no.

SUBSCRIBED AND SWORN TO BEFORE ME A NOTARY PUBLIC
IN AND FOR THE COUNTY

Yavapai

(county name)

THIS

April


DAY OF

14, 2021

(month) and (year)

MY COMMISSION EXPIRES

12/20/22
(date)



Morgan Brooke Dubs
(signature of notary public)

Verification and Sworn Statement (Residential Revenue)

Verification:

State of Arizona I, the undersigned of the
(state name)

County of (county name): Yavapai
Name (owner or official) title: Brenda McDonald
Company name: Lake Verde Water Company, Inc.

DO SAY THAT THIS ANNUAL UTILITY PROPERTY TAX AND SALES TAX REPORT TO THE ARIZONA CORPORATION COMMISSION.

FOR THE YEAR ENDING: 12/31/20

HAS BEEN PREPARED UNDER MY DIRECTION, FROM THE ORIGINAL BOOKS, PAPERS AND RECORDS OF SAID UTILITY; THAT I HAVE CAREFULLY EXAMINED THE SAME, AND DECLARE THE SAME TO BE A COMPLETE AND CORRECT STATEMENT OF BUSINESS AND AFFAIRS OF SAID UTILITY FOR THE PERIOD COVERED BY THIS REPORT IN RESPECT TO EACH AND EVERY MATTER AND THING SET FORTH, TO THE BEST OF MY KNOWLEDGE, INFORMATION AND BELIEF.

Sworn Statement: IN ACCORDANCE WITH THE REQUIREMENTS OF TITLE 40, ARTICLE 8, SECTION 40-401, ARIZONA REVISED STATUTES, IT IS HEREIN REPORTED THAT THE GROSS OPERATING REVENUE OF SAID UTILITY DERIVED FROM ARIZONA INTRASTATE UTILITY OPERATIONS RECEIVED FROM RESIDENTIAL CUSTOMERS DURING THE CALENDAR YEAR WAS:

Arizona Intrastate Gross Operating Revenues Only (\$)

\$57,995

(The amount in the box above includes

\$3,358 in sales taxes

billed or collected)

Brenda McDonald

signature of owner/official

928-567-8592

telephone no.

SUBSCRIBED AND SWORN TO BEFORE ME A NOTARY PUBLIC
IN AND FOR THE COUNTY

Yavapai

(county name)

THIS

14th

DAY OF

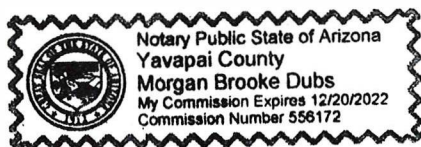
April 2021

(month) and (year)

MY COMMISSION EXPIRES

12/20/2022

(date)



Morgan Brooke Dubs

(signature of notary public)

Lake Verde Water Company, Inc.
Annual Report
Full Gross-up Method for Income Tax Statement of Certification
12/31/20

Full Gross-up Method for Income Tax Statement of Certification

Verification:

State of Arizona I, the undersigned of the
(state name)

County of (county name):

Yavapai

Name (owner or official) title:

Brenda McDonald

Company name:

Lake Verde Water Company, Inc.

FOR THE YEAR ENDING: 12/31/20

Sworn Statement:

IN ACCORDANCE WITH THE REQUIREMENTS OF DECISION NO. 77084, BECAUSE THE UTILITY REQUIRES THE GROSS UP OF ADVANCES AND CONTRIBUTIONS, I HEREBY STATE THAT THE UTILITY HAS NOT INCURRED NOR IS EXPECTED TO INCUR A NET INCREASE IN CURRENT INCOME TAX EXPENSE OR A DECREASE IN DEFERRED TAX ASSET FOR A CARRY FORWARD ACCORDING TO GAAP IN AN AMOUNT EQUAL TO OR GREATER THAN THE AMOUNT OF THE REQUIRED GROSS UP PAID BY DEVELOPERS IN THE PERIOD COVERED BY THIS ANNUAL REPORT.

Brenda McDonald

signature of owner/official

928-567-8592

telephone no.

SUBSCRIBED AND SWORN TO BEFORE ME A NOTARY PUBLIC
IN AND FOR THE COUNTY

Yavapai

(county name)

THIS

14th

DAY OF


April 2021

(month) and (year)

MY COMMISSION EXPIRES

12/20/2022

(date)



Morgan Brooke Dubs

(signature of notary public)