

RECEIVED
UTILITIES DIVISION
2019 APR 30 A 11:34

ANNUAL REPORT

Of

Company Name: Woody's Enterprises, LTD DBA Ho-Tye Water Company
580 W. Wickenburg Way

Mailing Address: Wickenburg AZ
85390

Docket No.: W-03340A
For the Year Ended: 12/31/18

WATER UTILITY

To

Arizona Corporation Commission

Due on April 15th

Email: rdelafuente@azcc.gov, mail or deliver the completed Annual Report to:
Arizona Corporation Commission
Compliance Section - Utilities Division
1200 West Washington Street
Phoenix, Arizona 85007

Application Type: Original Filing
Application Date: 1/18/2019

4-30-19

ARIZONA CORPORATION COMMISSION
WATER UTILITIY ANNUAL REPORT
Woody's Enterprises, LTD DBA Ho-Tye Water Company
A Class ☒ Utility

1. For the Calendar Year Ended: 12/31/18

2. Address: Woody's Enterprises 580 W. Wickenburg Way
City: Wickenburg State: Az Zip Code: 85390

3. Telephone Number: 928-684-7868

4. Date of Original Organization of Utility:

5. Person to whom correspondence should be addressed concerning this report:

Name: Sunny Rowe
Telephone No. : 928-1284-7868
Address: 580 W. Wickenburg Way
City: Wickenburg State: Az Zip Code: 85390
Email: glower@woodysent.com

6. On-Site Manager:

Name: None
Telephone No. :
Address:
City: State: Zip Code:
Email:

7. Ownership: Woody's Enterprises

8. Counties Served: Mohave

Woody's Enterprises, LTD DBA Ho-Tye Water Company
Annual Report
Utility Plant in Service (Water)
12/31/18

Utility Plant in Service (Water)							
Account No.	Description	Beginning Year Original Cost	Current Year Additions	Current Year Retirements	Adjusted Original Cost	Accumulated Depreciation	OCLD (OC less AD)
301	Organization	\$0			\$0		\$0
302	Franchises	0			0		0
303	Land and Land Rights	17,750			17,750		17,750
304	Structures and Improvements	398,006			398,006		398,006
305	Collecting & Improving Reservoirs	0			0		0
306	Lake, River, Canal Intakes	0			0		0
307	Wells and Springs	1,033,410			1,033,410		1,033,410
308	Infiltration Galleries	0			0		0
309	Supply Mains	1,009,336			1,009,336		1,009,336
310	Power Generation Equipment	0			0		0
311	Pumping Equipment	2,227,247			2,227,247		2,227,247
320	Water Treatment Equipment	0			0		0
320.1	Water Treatment Plants	0			0		0
320.2	Solution Chemical Feeders	0			0		0
320.3	Point-of-Use Treatment Devices	0			0		0
330	Distribution Reservoirs and Standpipes	0			0		0
330.1	Storage Tanks	1,584,151			1,584,151		1,584,151
330.2	Pressure Tanks	0			0		0
331	Transmission and Distribution Mains	16,590,449			16,590,449		16,590,449
333	Services	23,579			23,579		23,579
334	Meters and Meter Installations	1,137,194			1,137,194		1,137,194
335	Hydrants	677,879			677,879		677,879
336	Backflow Prevention Devices	9,442			9,442		9,442
339	Other Plant and Misc. Equipment	6,553			6,553		6,553
340	Office Furniture and Equipment	36,633			36,633		36,633
340.1	Computer & Software	0			0		0
341	Transportation Equipment	112,247			112,247		112,247
342	Stores Equipment	0			0		0
343	Tools, Shop and Garage Equipment	15,645			15,645		15,645
344	Laboratory Equipment	0			0		0
345	Power Operated Equipment	47,564			47,564		47,564
346	Communication Equipment	0			0		0
347	Miscellaneous Equipment	9,656			9,656		9,656
348	Other Tangible Plant	0			0		0
	Totals	\$24,936,741	\$0	\$0	\$24,936,741	\$0	\$24,936,741

Instructions: Fill out the Grey Cells with the relevant information. Input 0 or none if there is nothing recorded in that account or there is no applicable information to report.

Woody's Enterprises, LTD DBA Ho-Tye Water Company
Annual Report
Depreciation Expense for the Current Year (Water)
12/31/18

Depreciation Expense for the Current Year (Water)								
Account No.	Description	Beginning Year Original Cost	Current Year Additions	Current Year Retirements	Adjusted Original Cost	Fully Depreciated/Non- depreciable Plant	Depreciation Percentages	Depreciation Expense
301	Organization	\$0	\$0	\$0	\$0			\$0
302	Franchises	0	0	0	0			0
303	Land and Land Rights	17,750	0	0	17,750			0
304	Structures and Improvements	398,006	0	0	398,006			0
305	Collecting & Improving Reservoirs	0	0	0	0			0
306	Lake, River, Canal Intakes	0	0	0	0			0
307	Wells and Springs	1,033,410	0	0	1,033,410			0
308	Infiltration Galleries	0	0	0	0			0
309	Supply Mains	1,009,336	0	0	1,009,336			0
310	Power Generation Equipment	0	0	0	0			0
311	Pumping Equipment	2,227,247	0	0	2,227,247			0
320	Water Treatment Equipment	0	0	0	0			0
320.1	Water Treatment Plants	0	0	0	0			0
320.2	Solution Chemical Feeders	0	0	0	0			0
320.3	Point-of-Use Treatment Devices	0	0	0	0			0
330	Distribution Reservoirs and Standpipes	0	0	0	0			0
330.1	Storage Tanks	1,584,151	0	0	1,584,151			0
330.2	Pressure Tanks	0	0	0	0			0
331	Transmission and Distribution Mains	16,590,449	0	0	16,590,449			0
333	Services	23,579	0	0	23,579			0
334	Meters and Meter Installations	1,137,194	0	0	1,137,194			0
335	Hydrants	677,879	0	0	677,879			0
336	Backflow Prevention Devices	9,442	0	0	9,442			0
339	Other Plant and Misc. Equipment	6,553	0	0	6,553			0
340	Office Furniture and Equipment	36,633	0	0	36,633			0
340.1	Computer & Software	0	0	0	0			0
341	Transportation Equipment	112,247	0	0	112,247			0
342	Stores Equipment	0	0	0	0			0
343	Tools, Shop and Garage Equipment	15,645	0	0	15,645			0
344	Laboratory Equipment	0	0	0	0			0
345	Power Operated Equipment	47,564	0	0	47,564			0
346	Communication Equipment	0	0	0	0			0
347	Miscellaneous Equipment	9,656	0	0	9,656			0
348	Other Tangible Plant	0	0	0	0			0
	Subtotal	\$24,936,741	\$0	\$0	\$24,936,741	\$0		\$0

Contribution(s) in Aid of Construction (Gross)
Less: Non Amortizable Contribution(s)
Fully Amortized Contribution(s)
Amortizable Contribution(s)
Times: Proposed Amortization Rate
Amortization of CIAC

\$0

Less: Amortization of CIAC

DEPRECIATION EXPENSE

Instructions: Fill out the Grey Cells with the relevant information. Input 0 or none if there is nothing recorded in that account or there is no applicable information to report.

Woody's Enterprises, LTD DBA Ho-Tye Water Company
Annual Report
Balance Sheet Assets
12/31/18

Balance Sheet Assets				
	Assets		Balance at Beginning of Year (2018)	Balance at End of Year (2018)
Account No.	Current and Accrued Assets			
131	Cash		\$994,187	
134	Working Funds		0	
135	Temporary Cash Investments		3,084,058	
141	Customer Accounts Receivable		275,811	
146	Notes Receivable from Associated Companies		0	
151	Plant Material and Supplies		0	
162	Prepayments		1,529,008	
174	Miscellaneous Current and Accrued Assets		62,420	
	Total Current and Accrued Assets		\$5,945,484	\$0
Account No.	Fixed Assets			
101	Utility Plant in Service*		\$24,936,741	\$24,936,741
103	Property Held for Future Use		0	
105	Construction Work in Progress		26,455	
108	Accumulated Depreciation (enter as negative)*		(7,299,162)	0
121	Non-Utility Property		157,570	
122	Accumulated Depreciation - Non Utility		(138,051)	
	Total Fixed Assets		\$17,683,553	\$24,936,741
	Total Assets		\$23,629,037	\$24,936,741

Instructions: Fill out the Grey Cells with the relevant information. Input 0 or none if there is nothing recorded in that account or there is no applicable information to report.

*Note these items feed automatically from AR3 UPIS Page 3

Woody's Enterprises, LTD DBA Ho-Tye Water Company
Annual Report
Balance Sheet Liabilities and Owners Equity

Balance Sheet Liabilities and Owners Equity				
	Liabilities		Balance at Beginning of Year (2018)	Balance at End of Year (2018)
Account No.	Current Liabilities			
231	Accounts Payable		\$85,876	
232	Notes Payable (Current Portion)		0	
234	Notes Payable to Associated Companies		0	
235	Customer Deposits		298,397	
236	Accrued Taxes		0	
237	Accrued Interest		0	
242	Miscellaneous Current and Accrued Liabilities		0	
	Total Current Liabilities		\$384,273	\$0
	Long Term Debt			
224	Long Term Debt (Notes and Bonds)		\$0	
	Deferred Credits			
251	Unamortized Premium on Debt		\$0	
252	Advances in Aid of Construction		6,574,162	
255	Accumulated Deferred Investment Tax Credits		0	
271	Contributions in Aid of Construction		10,755,472	
272	Less: Amortization of Contributions		(1,765,032)	
281	Accumulated Deferred Income Tax		0	
	Total Deferred Credits		\$15,564,602	\$0
	Total Liabilities		\$15,948,875	\$0
	Capital Accounts			
201	Common Stock Issued		\$638,099	
211	Other Paid-In Capital		2,445,314	
215	Retained Earnings		4,596,749	
218	Proprietary Capital (Sole Props and Partnerships)		0	
	Total Capital		\$7,680,162	\$0
	Total Liabilities and Capital		\$23,629,037	\$0

Instructions: Fill out the Grey Cells with the relevant information. Input 0 or none if there is nothing recorded in that account or there is no applicable information to report.

Note: Total liabilities and Capital must match total assets for the beginning and end of the year!

Woody's Enterprises, LTD DBA Ho-Tye Water Company
Annual Report
Water Comparative Income Statement
12/31/18

Water Comparative Income Statement			
Account No.	Calendar Year	Current Year 01/01/2018 - 12/31/2018	Last Year 01/01/2017 - 12/31/2017
	Operating Revenue		
461	Metered Water Revenue	1027.00	\$2,467,968
460	Unmetered Water Revenue	0	0
462	Fire Protection Revenue	0	0
469	Guaranteed Revenues (Surcharges)	0	0
471	Miscellaneous Service Revenues	0	0
474	Other Water Revenue	0	1,092,699
	Total Revenues	1027.00 \$0	\$3,560,667
	Operating Expenses		
601	Salaries and Wages	0	\$310,141
604	Employee Pensions and Benefits	0	0
610	Purchased Water	0	704,012
615	Purchased Power	0	115,496
618	Chemicals	0	0
620	Materials and Supplies	0	0
620.1	Repairs and Maintenance	0	66,925
620.2	Office Supplies and Expense	0	72,179
630	Contractual Services	1343.59	0
631	Contractual Services -Engineering	0	4,317
632	Contractual Services - Accounting	0	15,560
633	Contractual Services - Legal	0	1,562
634	Contractual Services - Management Fees	0	152,531
635	Contractual Services - Water Testing	0	19,858
636	Contractual Services - Other	0	17,512
640	Rents	0	7,121
641	Rental of Building/Real Property		0
642	Rental of Equipment		0
650	Transportation Expenses	0	16,746
657	Insurance - General Liability	0	45,920
657.1	Insurance - Health and Life	0	7,539
665	Regulatory Commission Expense - Rate	0	13,144
670	Bad Debt Expense	0	0
675	Miscellaneous Expense	0	293,610
403	Depreciation Expense (From Schedule AR4)	0	335,240
408	Taxes Other Than Income	0	0
408.11	Property Taxes	0	77,319
409	Income Taxes	0	0
427.1	Customer Security Deposit Interest	0	0
	Total Operating Expenses	1343.59 \$0	\$2,276,732
	Operating Income / (Loss)	(316.59) \$0	\$1,283,935
	Other Income / (Expense)		
419	Interest and Dividend Income	0	\$35,456
421	Non-Utility Income	0	84,257
426	Miscellaneous Non-Utility (Expense)	0	0
427	Interest (Expense)	0	(9,203)
	Total Other Income / (Expense)	\$0	\$110,510
	Net Income / (Loss)	\$0	\$1,394,445

Instructions: Fill out the Grey Cells with the relevant information. Input 0 or none if there is nothing recorded in that account or there is no applicable information to report.

Woody's Enterprises, LTD DBA Ho-Tye Water Company
Annual Report
Full time equivalent employees
12/31/18

Full time equivalent employees

	Direct Company	Outside service	Total
President			0.0
Vice-president			0.0
Manager			0.0
Engineering Staff			0.0
System Operator(s)			0.0
Meter reader			0.0
Customer Service			0.0
Accounting			0.0
Business Office			0.0
Rates Department			0.0
Administrative Staff			0.0
Other			0.0
Total	0.0	0.0	0.0

Instructions: Fill out the Grey Cells with the relevant information. Input 0 or none if there is nothing recorded in that account or there is no applicable information to report. A full-time employee is based on 2080 total hours per year. Please calculate partial employees using 2080 hours.

Woody's Enterprises, LTD DBA Ho-Tye Water Company
Annual Report
Supplemental Financial Data (Long-Term Debt)
12/31/18

Supplemental Financial Data (Long-Term Debt)				
	Loan #1	Loan #2	Loan #3	Loan #4
Date Issued				
Source of Loan				
ACC Decision No.				
Reason for Loan				
Dollar Amt. Issued				
Amount Outstanding				
Date of Maturity				
Interest Rate				
Current Year Interest				
Current Year Principal				

Meter Deposit Balance at Test Year End:	0
---	---

Meter Deposits Refunded During the Test Year:	0
---	---

List all bonds, notes, loans, and other types of indebtedness in which the proceeds were used in the provision of public utility service. Indebtedness incurred for personal uses by the owner of the utility should not be listed. Input 0 or none if there is nothing to report for that cell.

[illegible]

Name of system water received from:	
ADWR PCC Number:	
Source of water received	
Well registry 55# (55-XXXXXX):	

Month	Water withdrawn (acre ft) ¹	Water sold (acre ft) ²	Water delivered (sold) to other systems (acre ft) ³	Water received (purchased) from other systems (acre ft) ⁴	Estimated authorized use (acre ft) ⁵	Purchased Power Expense ⁶	Purchased Power (kWh) ⁷
January							
February							
March							
April							
May							
June							
July							
August							
September							
October							
November							
December							
Totals	0	0	0	0	0	\$0	0

If applicable, in the space below please provide a description for all un-metered water use along with amounts:

Instructions: Fill out the Grey Cells with the relevant information. Input 0 or none if there is nothing recorded in that account or there is no applicable information to report.

- | | |
|---|---|
| 1 | Water withdrawn - Total acre feet of water withdrawn from pumped sources. |
| 2 | Water sold - Total acre feet from customer meters, and other sales such as construction water. |
| 3 | Water delivered (sold) to other systems - Total acre feet of water delivered to other systems. |
| 4 | Water received (purchased) from other systems - Total acre feet of water purchased/received from other systems. |
| 5 | Estimated authorized use - Total estimated acre feet from authorized metered or unmetered use. Authorized uses such as flushing (mains, services and hydrants) draining/cleaning tanks, process, construction, fire fighting, etc. Non-authorized use (real losses) are service line breaks and leaks, water main breaks, meter inaccuracies and theft. |
| 6 | Enter the total purchased power costs for the power meters associated with this system. |
| 7 | Enter the total purchased kWh used by the power meters associated with this system. |

Water Utility Plant Description	
Name of the System:	0
ADEQ Public Water System Number:	
ADWR PCC Number:	

MAINS		
Sizes (inches)	Material	Length (feet)

CUSTOMER METERS	
Size (inches)	Quantity

SERVICE LINES	
Material	Percent of system

BOOSTER PUMPS		
Horsepower	GPM	Quantity

FIRE HYDRANTS	
Type	Quantity
Standard *	
Other	

STORAGE TANKS		
Capacity (gallons)	Material	Quantity

PRESSURE/BLADDER TANKS		
Capacity (gallons)	Material	Quantity

Instructions: Fill out the Grey Cells with the relevant information. Input 0 or none if there is nothing recorded in that account or there is no applicable information to report. Copy and paste this sheet as many times as is necessary.

* A standard fire hydrant has two 2.5 inch hose connection nozzles with 7.5 threads per inch, and one 4.5 inch pumper connection nozzle with 4 threads per inch.

Water Utility Plant Description (Continued)

For the following three items, list the utility owned assets in each category for each system.

TREATMENT EQUIPMENT:	
-------------------------	--

STRUCTURES:	
-------------	--

OTHER:	
--------	--

Woody's Enterprises, LTD DBA Ho-Tye Water Company
Annual Report
Customer and Other Information
12/31/18

Customer and Other Information	
Name of the System:	0
ADEQ Public Water System Number:	
ADWR PCC Number:	

Month	Number of Customers				
	Single-Family	Multi-Family	Commercial	Turf/Irrigation	Other Non-Residential
January	3				
February	3				
March	3				
April	3				
May	3				
June	3				
July	3				
August	3				
September	3				
October	3				
November	3				
December	3				

If the system has fire hydrants, what is the fire flow requirements? GPM for hrs.

Does the system have chlorination treatment?

Does the Company have an ADWR Gallons Per Capita Per Day (GCPCPD) requirement?

If yes, provide the GPCPD amount:

Is the Water Utility located in an ADWR Active Management Area (AMA)?

If yes, which AMA?

Instructions: Fill out the Grey Cells with the relevant information. Input 0 or none if there is nothing recorded in that account or there is no applicable information to report. Copy and paste this sheet as many times as is necessary.

Woody's Enterprises, LTD DBA Ho-Tye Water Company
Annual Report
Property Taxes
12/31/18

Property Taxes	
Amount of actual property taxes paid during Calendar Year 2018 was	25.60
If no property taxes paid, explain why.	
<div></div>	
Instructions: Fill out the Grey Cells with the relevant information. Input 0 or none if there is nothing recorded in that account or there is no applicable information to report.	

Annual Report

Verification and Sworn Statement (Taxes)

12/31/18

Verification and Sworn Statement (Taxes)

Verification: State of Arizona I, the undersigned of the
(state name)

County of (county name):

Name (owner or official) title:

Company name:

Mohave
Lining Howe Pres.
Woodys Lullapuse Rd. DBA No-Fly Water Company

DO SAY THAT THIS ANNUAL UTILITY PROPERTY TAX AND SALES TAX REPORT TO THE ARIZONA CORPORATION COMMISSION.

FOR THE YEAR ENDING:

12/31/18

HAS BEEN PREPARED UNDER MY DIRECTION, FROM THE ORIGINAL BOOKS, PAPERS AND RECORDS OF SAID UTILITY; THAT I HAVE CAREFULLY EXAMINED THE SAME, AND DECLARE THE SAME TO BE A COMPLETE AND CORRECT STATEMENT OF BUSINESS AND AFFAIRS OF SAID UTILITY FOR THE PERIOD COVERED BY THIS REPORT IN RESPECT TO EACH AND EVERY MATTER AND THING SET FORTH, TO THE BEST OF MY KNOWLEDGE, INFORMATION AND BELIEF.

Sworn Statement: I HEREBY ATTEST THAT ALL PROPERTY TAXES FOR SAID COMPANY ARE CURRENT AND PAID IN FULL.

I HEREBY ATTEST THAT ALL SALES TAXES FOR SAID COMPANY ARE CURRENT AND PAID IN FULL.

Lining Howe
signature of owner/official

telephone no.

SUBSCRIBED AND SWORN TO BEFORE ME A NOTARY PUBLIC
IN AND FOR THE COUNTY

THIS


25th

DAY OF

Arizona/Maricopa
(county name)
April 2019
(month) and (year)

MY COMMISSION EXPIRES

10/23/2022
(date)



Lisa J. Gress
(signature of notary public)

RECEIVED
UTILITIES DIVISION
2019 APR 30 A 11:25
ARIZONA COUNTY COMMISSION

Verification and Sworn Statement

Verification:

State of Arizona I, the undersigned of the
(state name)

County of (county name):

Name (owner or official) title:

Company name:

0 Mohave
0 Sunny Rowe Pres.
0 Woodys Enterprises, LLC DBA No-Tie Water Co.

DO SAY THAT THIS ANNUAL UTILITY PROPERTY TAX AND SALES TAX REPORT TO THE ARIZONA CORPORATION COMMISSION.

FOR THE YEAR ENDING: 12/31/18

HAS BEEN PREPARED UNDER MY DIRECTION, FROM THE ORIGINAL BOOKS, PAPERS AND RECORDS OF SAID UTILITY; THAT I HAVE CAREFULLY EXAMINED THE SAME, AND DECLARE THE SAME TO BE A COMPLETE AND CORRECT STATEMENT OF BUSINESS AND AFFAIRS OF SAID UTILITY FOR THE PERIOD COVERED BY THIS REPORT IN RESPECT TO EACH AND EVERY MATTER AND THING SET FORTH, TO THE BEST OF MY KNOWLEDGE, INFORMATION AND BELIEF.

Sworn Statement: IN ACCORDANCE WITH THE REQUIREMENTS OF TITLE 40, ARTICLE 8, SECTION 40-401, ARIZONA REVISED STATUTES, IT IS HEREIN REPORTED THAT THE GROSS OPERATING REVENUE OF SAID UTILITY DERIVED FROM ARIZONA INTRASTATE UTILITY OPERATIONS DURING THE CALENDAR YEAR WAS:

Arizona Intrastate Gross Operating Revenues Only (\$)

1027.24

(The amount in the box above includes

24 in sales taxes
billed or collected)

Sunny Rowe
signature of owner/official

0
telephone no.

SUBSCRIBED AND SWORN TO BEFORE ME A NOTARY PUBLIC
IN AND FOR THE COUNTY

THIS

25th

DAY OF


Maricopa

(county name)

April 2019
(month) and (year)

MY COMMISSION EXPIRES

10/23/2022
(date)



Lisa J Gress
(signature of notary public)

RECEIVED
UTILITIES DIVISION
2019 APR 30 A 11:35
ARIZONA CORPORATION COMMISSION

Annual Report

Verification and Sworn Statement (Residential Revenue)

12/31/18

Verification and Sworn Statement (Residential Revenue)

Verification:

State of Arizona I, the undersigned of the
(state name)

County of (county name):

Name (owner or official) title:

Company name:

0 Mohave
Shirley Howe Pres.
Woodie Enterprises, LLC DBA No. 1 Water Co

DO SAY THAT THIS ANNUAL UTILITY PROPERTY TAX AND SALES TAX REPORT TO THE ARIZONA CORPORATION COMMISSION.

FOR THE YEAR ENDING: 12/31/18

HAS BEEN PREPARED UNDER MY DIRECTION, FROM THE ORIGINAL BOOKS, PAPERS AND RECORDS OF SAID UTILITY; THAT I HAVE CAREFULLY EXAMINED THE SAME, AND DECLARE THE SAME TO BE A COMPLETE AND CORRECT STATEMENT OF BUSINESS AND AFFAIRS OF SAID UTILITY FOR THE PERIOD COVERED BY THIS REPORT IN RESPECT TO EACH AND EVERY MATTER AND THING SET FORTH, TO THE BEST OF MY KNOWLEDGE, INFORMATION AND BELIEF.

Sworn Statement: IN ACCORDANCE WITH THE REQUIREMENTS OF TITLE 40, ARTICLE 8, SECTION 40-401, ARIZONA REVISED STATUTES, IT IS HEREIN REPORTED THAT THE GROSS OPERATING REVENUE OF SAID UTILITY DERIVED FROM ARIZONA INTRASTATE UTILITY OPERATIONS RECEIVED FROM RESIDENTIAL CUSTOMERS DURING THE CALENDAR YEAR WAS:

Arizona Intrastate Gross Operating Revenues Only (\$)

102724

(The amount in the box above includes

.34 in sales taxes
billed or collected)

RECEIVED
UTILITIES DIVISION
2019 APR 30 A 11:35
ARIZONA CORPORATION
COMMISSION

Shirley Howe
signature of owner/official

0
telephone no.

SUBSCRIBED AND SWORN TO BEFORE ME A NOTARY PUBLIC
IN AND FOR THE COUNTY

Maricopa
(county name)

THIS

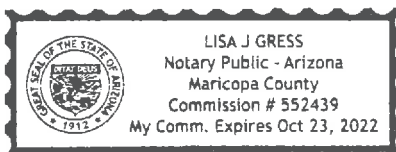
25th

DAY OF

April 2019
(month) and (year)

MY COMMISSION EXPIRES

10/23/2022
(date)



Lisa J Gress
(signature of notary public)