

ANNUAL REPORT

Of

Company Name: Hillcrest Water Company
915 E. Bethany Home Rd.

Mailing Address: Phoenix AZ
85014

Docket No.: W-02128A
For the Year Ended: 12/31/20

**RECEIVED
BY EMAIL**
05/12/2021, 11:08 AM
**ARIZONA CORPORATION COMMISSION
UTILITIES DIVISION**

WATER UTILITY

To

Arizona Corporation Commission

Due on April 15th

Email: Util-Compliance@azcc.gov, mail or deliver the completed Annual Report to:
Arizona Corporation Commission
Compliance Section - Utilities Division
1200 West Washington Street
Phoenix, Arizona 85007

Application Type: Original Filing
Application Date: 2/16/2021

ARIZONA CORPORATION COMMISSION
WATER UTILITY ANNUAL REPORT
Hillcrest Water Company
A Class ☒ Utility

For the Calendar Year Ended: 12/31/20

Primary Address: 915 E. BETHANY HOME RD.
City: PHOENIX State: AZ Zip Code: 85018

Telephone Number:

Date of Original Organization of Utility: 1968

Person to whom correspondence should be addressed concerning this report:

Name: MAREN GRAHAM
Telephone No.:
Address: 915 E. BETHANY HOME RD.
City: PHOENIX State: ARIZ Zip Code: 85018
Email:

Name: PAM WAGNER
Telephone No.:
Address: 578 W. TAM O'SHANTER
City: PHOENIX State: ARIZ Zip Code: 85023
Email:

Name: MIKE WAGNER
Telephone No.: 602-859-6544
Address: 578 W. TAM O'SHANTER
City: PHOENIX State: AZ Zip Code: 85023
Email: MIKE.WAGNER@SHASTAINDUSTRIES.COM

Name:
Telephone No.:
Address:
City: State: Zip Code:
Email:

Name:
Telephone No.:
Address:
City: State: Zip Code:
Email:

Ownership: MB FAMILY TRUST

Counties Served: LA PAZ

ARIZONA CORPORATION COMMISSION
WATER UTILITY ANNUAL REPORT
Hillcrest Water Company

Important changes during the year

For those companies not subject to the affiliated interest rules, has there been a change in ownership or direct control during the year? NO

If yes, please provide specific details in the box below.

Has the company been notified by any other regulatory authorities during the year, that they are out of compliance? NO

If yes, please provide specific details in the box below.

Utility Plant in Service (Water)							
Account No.	Description	Beginning Year Original Cost	Current Year Additions	Current Year Retirements	Adjusted Original Cost	Accumulated Depreciation	OCID (OC less AD)
301	Organization						
302	Franchises						
303	Land and Land Rights						
304	Structures and Improvements	7,353			7,353	(7,353)	—
305	Collecting & Improving Reservoirs						
306	Lake, River, Canal Intakes						
307	Wells and Springs						
308	Infiltration Galleries						
309	Supply Mains						
310	Power Generation Equipment						
311	Pumping Equipment	7,665			7,665	(7,665)	—
320	Water Treatment Equipment						
320.1	Water Treatment Plants						
320.2	Solution Chemical Feeders						
320.3	Point-of-Use Treatment Devices						
330	Distribution Reservoirs and Standpipes						
330.1	Storage Tanks	58,102			58,102	(54,196)	3,906
330.2	Pressure Tanks						
331	Transmission and Distribution Mains	14,155			14,155	(14,155)	—
333	Services	6,800			6,800	(6,800)	—
334	Meters and Meter Installations	8,598			8,598	(8,598)	—
335	Hydrants						
336	Backflow Prevention Devices						
339	Other Plant and Misc. Equipment						
340	Office Furniture and Equipment	1,440			1,440	(1,440)	—
340.1	Computer & Software						
341	Transportation Equipment						
342	Stores Equipment						
343	Tools, Shop and Garage Equipment						
344	Laboratory Equipment						
345	Power Operated Equipment						
346	Communication Equipment						
347	Miscellaneous Equipment						
348	Other Tangible Plant						
	Totals	104,133			104,133	(100,227)	3,906

Hillcrest Water Company
Annual Report
Depreciation Expense for the Current Year (Water)
12/31/20

Depreciation Expense for the Current Year (Water)									
Account No.	Description	Beginning Year Original Cost	Current Year Additions	Current Year Retirements	Adjusted Original Cost	Fully Depreciated/Non-depreciable Plant	Depreciable Plant	Depreciation Percentages	Depreciation Expense
301	Organization								
302	Franchises								
303	Land and Land Rights								
304	Structures and Improvements								
305	Collecting & Improving Reservoirs								
306	Lake, River, Canal Intakes								
307	Wells and Springs								
308	Infiltration Galleries								
309	Supply Mains								
310	Power Generation Equipment								
311	Pumping Equipment								
320	Water Treatment Equipment								
320.1	Water Treatment Plants								
320.2	Solution Chemical Feeders								
320.3	Point-of-Use Treatment Devices								
330	Distribution Reservoirs and Standpipes								
330.1	Storage Tanks							4%	2,324
330.2	Pressure Tanks								
331	Transmission and Distribution Mains								
333	Services								
334	Meters and Meter Installations								
335	Hydrants								
336	Backflow Prevention Devices								
339	Other Plant and Misc. Equipment								
340	Office Furniture and Equipment								
340.1	Computer & Software								
341	Transportation Equipment								
342	Stores Equipment								
343	Tools, Shop and Garage Equipment								
344	Laboratory Equipment								
345	Power Operated Equipment								
346	Communication Equipment								
347	Miscellaneous Equipment								
348	Other Tangible Plant								
	Subtotal								2,324

Contribution(s) in Aid of Construction (Gross)
Less: Non Amortizable Contribution(s)
Fully Amortized Contribution(s)
Amortizable Contribution(s)
Times: Proposed Amortization Rate
Amortization of CIAC

Less: Amortization of CIAC

DEPRECIATION EXPENSE **2,324**

Hillcrest Water Company ✓
Annual Report
Balance Sheet Assets
12/31/20

Balance Sheet Assets				
	Assets		Balance at Beginning of Year (2020)	Balance at End of Year (2020)
Account No.	Current and Accrued Assets			
131	Cash		54,116	65,252
134	Working Funds			
135	Temporary Cash Investments			
141	Customer Accounts Receivable			
146	Notes Receivable from Associated Companies			
151	Plant Material and Supplies			
162	Prepayments			
174	Miscellaneous Current and Accrued Assets			
	Total Current and Accrued Assets			
Account No.	Fixed Assets			
101	Utility Plant in Service*		104,133	104,133
103	Property Held for Future Use			
105	Construction Work in Progress			
108	Accumulated Depreciation (enter as negative)*		(97,903)	<100,227>
121	Non-Utility Property			
122	Accumulated Depreciation - Non Utility			
	Total Fixed Assets		6,230	3,906
	Total Assets		160,346	169,158

*Note these items feed automatically from AR3 UPIS Page 4

Hillcrest Water Company
Annual Report
Balance Sheet Liabilities and Owners Equity

Balance Sheet Liabilities and Owners Equity				
	Liabilities		Balance at Beginning of Year (2020)	Balance at End of Year (2020)
Account No.	Current Liabilities			
231	Accounts Payable		3,154	2,897
232	Notes Payable (Current Portion)			
234	Notes Payable to Associated Companies			
235	Customer Deposits		1,050	1,050
236	Accrued Taxes		294	301
237	Accrued Interest		39,771	39,771
242	Miscellaneous Current and Accrued Liabilities			
	Total Current Liabilities		44,269	44,019
	Long Term Debt			
224	Long Term Debt (Notes and Bonds)		23,044	23,044
	Deferred Credits			
251	Unamortized Premium on Debt			
252	Advances in Aid of Construction			
255	Accumulated Deferred Investment Tax Credits			
271	Contributions in Aid of Construction			
272	Less: Amortization of Contributions			
281	Accumulated Deferred Income Tax			
	Total Deferred Credits			
	Total Liabilities		67,313	67,063
	Capital Accounts			
201	Common Stock Issued		28,000	28,000
211	Other Paid-In Capital			
215	Retained Earnings		(34,967)	(25,905)
218	Proprietary Capital (Sole Props and Partnerships)			
	Total Capital		(6,967)	2,095
	Total Liabilities and Capital		60,346	69,158

Note: Total liabilities and Capital must match total assets for the beginning and end of the year!

Hillcrest Water Company
Annual Report
Water Comparative Income Statement
12/31/20

Water Comparative Income Statement			
Account No.	Calendar Year	Current Year 01/01/2020 - 12/31/2020	Last Year 01/01/2019 - 12/31/2019
	Operating Revenue		
461	Metered Water Revenue	54,906	52,372
460	Unmetered Water Revenue		
462	Fire Protection Revenue		
469	Guaranteed Revenues (Surcharges)		
471	Miscellaneous Service Revenues		
474	Other Water Revenue		
	Total Revenues	54,906	52,372
	Operating Expenses		
601	Salaries and Wages		
604	Employee Pensions and Benefits		
610	Purchased Water		
615	Purchased Power	5,628	7,022
618	Chemicals		
620	Materials and Supplies		
620.1	Repairs and Maintenance	2,265	1,533
620.2	Office Supplies and Expense	707	
630	Contractual Services	6,230	
631	Contractual Services - Engineering		
632	Contractual Services - Accounting	12,924	19,326
633	Contractual Services - Legal		
634	Contractual Services - Management Fees		
635	Contractual Services - Water Testing		
636	Contractual Services - Other	4,815	
640	Rents		
641	Rental of Building/Real Property		
642	Rental of Equipment		
650	Transportation Expenses		
657	Insurance - General Liability		
657.1	Insurance - Health and Life		
665	Regulatory Commission Expense - Rate		
670	Bad Debt Expense		
675	Miscellaneous Expense		
403	Depreciation Expense (From Schedule AR4)	2,324	1,985
408	Taxes Other Than Income - USE	3,920	7,178
408.11	Property Taxes	1,762	
409	Income Taxes	5,714	
427.1	Customer Security Deposit Interest		
	Total Operating Expenses	46,289	37,044
	Operating Income / (Loss)	8,617	15,328
	Other Income / (Expense)		
419	Interest and Dividend Income		9
421	Non-Utility Income	445	
426	Miscellaneous Non-Utility (Expense)		
427	Interest (Expense)		
	Total Other Income / (Expense)	445	
	Net Income / (Loss)	9,062	15,337

None

Full time equivalent employees

	Direct Company	Allocated	Outside service	Total
President				
Vice-president				
Manager				
Engineering Staff				
System Operator(s)				
Meter reader				
Customer Service				
Accounting				
Business Office				
Rates Department				
Administrative Staff				
Other				
Total				

Hillcrest Water Company
Annual Report
Supplemental Financial Data (Long-Term Debt)
12/31/20

Supplemental Financial Data (Long-Term Debt)				
	Loan #1	Loan #2	Loan #3	Loan #4
Date Issued				
Source of Loan	OWNERS	OWNERS		
ACC Decision No.				
Reason for Loan				
Dollar Amt. Issued				
Amount Outstanding				
Date of Maturity				
Interest Rate				
Current Year Interest	37.771	0		
Current Year Principal	23,044	0		

Meter Deposit Balance at Test Year End:	1,050
---	-------

Meter Deposits Refunded During the Test Year:	
---	--

List all bonds, notes, loans, and other types of indebtedness in which the proceeds were used in the provision of public utility service. Indebtedness incurred for personal uses by the owner of the utility should not be listed. Input 0 or none if there is nothing to report for that cell.

Well and Water Usage

[illegible]

Name of system water delivered to:	
ADWR PCC Number:	
Source of water delivered to another system	

Name of system water received from:	
ADWR PCC Number:	
Source of water received	
Well registry 55# (55-XXXXXX):	

Month	Water withdrawn (gallons)1	Water sold (gallons)2	Water delivered (sold) to other systems (gallons)3	Water received (purchased) from other systems (gallons)4	Estimated authorized use (gallons)5	Purchased Power Expense ⁶	Purchased Power (kWh) ⁷
January	780,000		0	0	0		
February	760,000		0	0	0		
March	762,000		0	0	0		
April	857,400		0	0	0		
May	940,000		0	0	0		
June	885,000		0	0	0		
July	843,000		0	0	0		
August	743,000		0	0	0		
September	765,000		0	0	0		
October	673,000		0	0	0		
November	625,000		0	0	0		
December	625,000		0	0	0		
Totals	7,434,000	0.00	0.00	0.00	0.00	\$0	0

If applicable, in the space below please provide a description for all un-metered water use along with amounts:

- 1 Water withdrawn - Total gallons of water withdrawn from pumped sources.
- 2 Water sold - Total gallons from customer meters, and other sales such as construction water.
- 3 Water delivered (sold) to other systems - Total gallons of water delivered to other systems.
- 4 Water received (purchased) from other systems - Total gallons of water purchased/received from other systems.
- 5 Estimated authorized use - Total estimated gallons from authorized metered or unmetered use. Authorized uses such as flushing (mains, services and hydrants) draining/cleaning tanks, process, construction, fire fighting, etc. Non-authorized use (real losses) are service line breaks and leaks, water main breaks, meter inaccuracies and theft.
- 6 Enter the total purchased power costs for the power meters associated with this system.
- 7 Enter the total purchased kWh used by the power meters associated with this system.

COMPANY NAME	HILLCREST WATER COMPANY
Name of System:	ADEQ Public Water System Number:

12/31/20

WATER COMPANY PLANT DESCRIPTION

WELLS

ADWR ID Number*	Pump Horsepower	Pump Yield (gpm)	Casing Depth (Feet)	Casing Diameter (Inches)	Meter Size (inches)	Year Drilled
55-501879	3	300	160	6	3	1982
55-554097	3	150	170	6	3	1996

* Arizona Department of Water Resources Identification Number

OTHER WATER SOURCES

Name or Description	Capacity (gpm)	Gallons Purchased or Obtained (in thousands)
N/A		

BOOSTER PUMPS		FIRE HYDRANTS	
Horsepower	Quantity	Quantity Standard	Quantity Other
3	1		

STORAGE TANKS		PRESSURE TANKS	
Capacity	Quantity	Capacity	Quantity
43,301	1	85	1
50,000	1		

Note: If you are filing for more than one system, please provide separate sheets for each system.

COMPANY NAME HILLCREST WATER COMPANY

Name of System:

ADEQ Public Water System Number:

12/31/20

WATER COMPANY PLANT DESCRIPTION (CONTINUED)

MAINS

Size (in inches)	Material	Length (in feet)
2		
3		
4	PVC	7,000
5		
6	PVC	2,845
8		
10		
12		

CUSTOMER METERS

Size (in inches)	Quantity
5/8 X 3/4	
3/4	
1	
1 1/2	
2	
Comp. 3	
Turbo 3	
Comp. 4	
Turbo 4	
Comp. 6	
Turbo 6	

For the following three items, list the utility owned assets in each category for each system.

TREATMENT EQUIPMENT:

STRUCTURES:

OTHER:

Note: If you are filing for more than one system, please provide separate sheets for each system.

10

12a

Water Utility Plant Description (Continued)

For the following three items, list the utility owned assets in each category for each system.

TREATMENT EQUIPMENT:	
STRUCTURES:	TANKS described on page 12
OTHER:	See Page 12 & 12a

Provide a calculation used to determine the value of one water equivalent residential connection (ERC).

Use one of the following methods:

- ✓(a) If actual flow data are available from the preceding 12 months, divide the total annual single family residence (SFR) gallons sold by the average number of single family residence customers for the same period and divide the result by 365
- (b) If no historical flow data are available, use:
 $ERC = (\text{Total SFR gallons sold (Omit 000)} / 365 \text{ days} / 350 \text{ gallons per day})$

ERC
 Method used:

66.25
(a)

Customer and Other Information	
Name of the System:	HILLCREST WATER COMPANY
ADEQ Public Water System Number:	
ADWR PCC Number:	

	Number of Customers				
Month	Single-Family	Multi-Family	Commercial	Turf/Irrigation	Other Non-Residential
January	195				
February	195				
March	195				
April	195				
May	195				
June	195				
July	195				
August	195				
September	195				
October	195				
November	195				
December	195				

If the system has fire hydrants, what is the fire flow requirements? NA GPM for hrs.

Does the system have chlorination treatment?

Does the Company have an ADWR Gallons Per Capita Per Day (GPCPD) requirement? NO
If yes, provide the GPCPD amount:

Is the Water Utility located in an ADWR Active Management Area (AMA)? NO
If yes, which AMA?

What is the present system connection capacity (in ERCs *) using existing lines? unlimited

What is the future system connection capacity (in ERCs *) upon service area buildout? unlimited

Colorado River
Colorado River

Describe any plans and estimated completion dates for any enlargements or improvements of this system.

* an ERC is based on the calculation on the bottom of AR9 page 12.

Hillcrest Water Company
 Annual Report
 Utility Shutoffs / Disconnects
 12/31/20

none

Utility Shutoffs / Disconnects	
Name of the System:	
ADEQ Public Water System Number:	
ADWR PCC Number:	

Month	Termination without Notice R14-2-410.B	Termination with Notice R14-2- 410.C	Other
January			
February			
March			
April			
May			
June			
July			
August			
September			
October			
November			
December			
Total	0	0	0

Other (description):

--

Instructions: Fill out the Grey Cells with the relevent information. Input 0 or none if there is nothing recorded in that account or there is no applicable information to report.

LA Paz

Property Taxes

Amount of actual property taxes paid during Calendar Year 2020 was

\$ 1,762

If no property taxes paid, explain why.

Instructions: Fill out the Grey Cells with the relevant information. Input 0 or none if there is nothing recorded in that account or there is no applicable information to report.

Mike Wagner

(B)

From: Mary Mee <MMee@azcc.gov>
Sent: Friday, April 16, 2021 11:01 AM
To: Mike Wagner
Cc: Util-Compliance
Subject: RE: Scanned image from MX-M654N-- Extension request

Good morning Mr. Wagner,

My condolences regarding your loss.

I can extend the annual report due date until May 15th, 2021. However pursuant to Arizona Revised Statute 40-401, the "VERIFICATION AND SWORN STATEMENT" and the "VERIFICATION AND SWORN STATEMENT RESIDENTIAL REVENUE" forms from the back of the Annual Report form **must be filed by MAY 1, 2021.**

Best,

Mary Mee
Compliance Project Manager
Arizona Corporation Commission
1200 W. Washington
Phoenix, AZ 85007
602-542-7273 desk
mmee@azcc.gov
www.azcc.gov



From: Mike Wagner <mike.wagner@Shastaindustries.com>
Sent: Thursday, April 15, 2021 1:39 PM
To: Util-Compliance <Util-Compliance@azcc.gov>
Subject: FW: Scanned image from MX-M654N-- Extension request

Extension request for Hillcrest Water Company

Thanks, Mike Wagner

From: copier@shastapools.com <copier@shastapools.com> **On Behalf Of** copier@
Sent: Thursday, April 15, 2021 12:09 PM
To: Mike Wagner <mike.wagner@Shastaindustries.com>
Subject: Scanned image from MX-M654N

Verification and Sworn Statement (Taxes)

Verification: State of ARIZONA I, the undersigned of the
(state name)

County of (county name):

Name (owner or official) title:

Company name:

LA PAZ
KAREN GRAHAM, PRES / PAM WAGNER, VP
HILLCREST WATER COMPANY

DO SAY THAT THIS ANNUAL UTILITY PROPERTY TAX AND SALES TAX REPORT TO THE ARIZONA CORPORATION COMMISSION.

FOR THE YEAR ENDING:

12/31/20

HAS BEEN PREPARED UNDER MY DIRECTION, FROM THE ORIGINAL BOOKS, PAPERS AND RECORDS OF SAID UTILITY; THAT I HAVE CAREFULLY EXAMINED THE SAME, AND DECLARE THE SAME TO BE A COMPLETE AND CORRECT STATEMENT OF BUSINESS AND AFFAIRS OF SAID UTILITY FOR THE PERIOD COVERED BY THIS REPORT IN RESPECT TO EACH AND EVERY MATTER AND THING SET FORTH, TO THE BEST OF MY KNOWLEDGE, INFORMATION AND BELIEF.

Sworn Statement: I HEREBY ATTEST THAT ALL PROPERTY TAXES FOR SAID COMPANY ARE CURRENT AND PAID IN FULL.

I HEREBY ATTEST THAT ALL SALES TAXES FOR SAID COMPANY ARE CURRENT AND PAID IN FULL.

Michael J. Way
signature of owner/official

602-859-6544

telephone no.

SUBSCRIBED AND SWORN TO BEFORE ME A NOTARY PUBLIC
IN AND FOR THE COUNTY

THIS

27

DAY OF

Maricopa
(county name)

April 2021
(month) and (year)

MY COMMISSION EXPIRES

9/28/2023
(date)



MARJORY A BELCHER
NOTARY PUBLIC - ARIZONA
MARICOPA COUNTY
COMMISSION # 570355
MY COMMISSION EXPIRES
SEPTEMBER 28, 2023

Marjory A. Belcher
(signature of notary public)

Verification and Sworn Statement

Verification:

State of ARIZONA I, the undersigned of the
(state name)

County of (county name): LA PAZ

Name (owner or official) title:

Company name:

HILLCREST WATER COMPANY

DO SAY THAT THIS ANNUAL UTILITY PROPERTY TAX AND SALES TAX REPORT TO THE ARIZONA CORPORATION COMMISSION.

FOR THE YEAR ENDING: 12/31/20

HAS BEEN PREPARED UNDER MY DIRECTION, FROM THE ORIGINAL BOOKS, PAPERS AND RECORDS OF SAID UTILITY; THAT I HAVE CAREFULLY EXAMINED THE SAME, AND DECLARE THE SAME TO BE A COMPLETE AND CORRECT STATEMENT OF BUSINESS AND AFFAIRS OF SAID UTILITY FOR THE PERIOD COVERED BY THIS REPORT IN RESPECT TO EACH AND EVERY MATTER AND THING SET FORTH, TO THE BEST OF MY KNOWLEDGE, INFORMATION AND BELIEF.

Sworn Statement: IN ACCORDANCE WITH THE REQUIREMENTS OF TITLE 40, ARTICLE 8, SECTION 40-401, ARIZONA REVISED STATUTES, IT IS HEREIN REPORTED THAT THE GROSS OPERATING REVENUE OF SAID UTILITY DERIVED FROM ARIZONA INTRASTATE UTILITY OPERATIONS DURING THE CALENDAR YEAR WAS:

Arizona Intrastate Gross Operating Revenues Only (\$)

54,906

(The amount in the box above includes

4,572

in sales taxes
billed or collected)

Mark D. Wayne

signature of owner/official

602-859-6544

telephone no.

SUBSCRIBED AND SWORN TO BEFORE ME A NOTARY PUBLIC
IN AND FOR THE COUNTY

Maricopa

(county name)

THIS

27

DAY OF


April 2021

(month) and (year)

MY COMMISSION EXPIRES

9/28/2023

(date)



Marjory A. Belcher
(signature of notary public)

Verification and Sworn Statement (Residential Revenue)

Verification:

State of ARIZONA I, the undersigned of the
(state name)

County of (county name): LA PAZ

Name (owner or official) title:

Company name:

HILLCREST WATER COMPANY

DO SAY THAT THIS ANNUAL UTILITY PROPERTY TAX AND SALES TAX REPORT TO THE ARIZONA CORPORATION COMMISSION.

FOR THE YEAR ENDING: 12/31/20

HAS BEEN PREPARED UNDER MY DIRECTION, FROM THE ORIGINAL BOOKS, PAPERS AND RECORDS OF SAID UTILITY; THAT I HAVE CAREFULLY EXAMINED THE SAME, AND DECLARE THE SAME TO BE A COMPLETE AND CORRECT STATEMENT OF BUSINESS AND AFFAIRS OF SAID UTILITY FOR THE PERIOD COVERED BY THIS REPORT IN RESPECT TO EACH AND EVERY MATTER AND THING SET FORTH, TO THE BEST OF MY KNOWLEDGE, INFORMATION AND BELIEF.

Sworn Statement: IN ACCORDANCE WITH THE REQUIREMENTS OF TITLE 40, ARTICLE 8, SECTION 40-401, ARIZONA REVISED STATUTES, IT IS HEREIN REPORTED THAT THE GROSS OPERATING REVENUE OF SAID UTILITY DERIVED FROM ARIZONA INTRASTATE UTILITY OPERATIONS RECEIVED FROM RESIDENTIAL CUSTOMERS DURING THE CALENDAR YEAR WAS:

Arizona Intrastate Gross Operating Revenues Only (\$)

54,906

(The amount in the box above includes

4,572 in sales taxes
billed or collected)

Michael Wagner
signature of owner/official

602.859.6544
telephone no.

SUBSCRIBED AND SWORN TO BEFORE ME A NOTARY PUBLIC
IN AND FOR THE COUNTY

Maricopa
(county name)

THIS

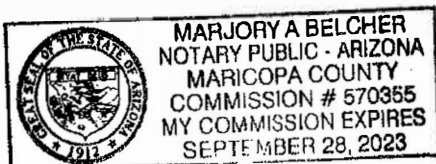
27

DAY OF

April 2021
(month) and (year)

MY COMMISSION EXPIRES

9/28/2023
(date)



Marjory A. Belcher
(signature of notary public)

Hillcrest Water Company
Annual Report
for Income Tax Statement of Certification
12/31/20

for Income Tax Statement of Certification

Verification:

State of ARIZONA I, the undersigned of the
(state name)

County of (county name):

Name (owner or official) title:

Company name:

LA PAZ

HILLCREST WATER COMPANY

FOR THE YEAR ENDING: 12/31/20

Sworn Statement:

IN ACCORDANCE WITH THE REQUIREMENTS OF DECISION NO. 77084, BECAUSE THE UTILITY REQUIRES THE GROSS UP OF ADVANCES AND CONTRIBUTIONS, I HEREBY STATE THAT THE UTILITY A NET INCREASE IN CURRENT INCOME TAX EXPENSE OR A DECREASE IN DEFERRED TAX ASSET FOR A CARRY FORWARD ACCORDING TO GAAP IN AN AMOUNT EQUAL TO OR GREATER THAN THE AMOUNT OF THE REQUIRED GROSS UP PAID BY DEVELOPERS IN THE PERIOD COVERED BY THIS ANNUAL REPORT.

Michael J. Wagner
signature of owner/official

602. 859. 654x
telephone no.

SUBSCRIBED AND SWORN TO BEFORE ME A NOTARY PUBLIC
IN AND FOR THE COUNTY

Maricopa
(county name)

THIS

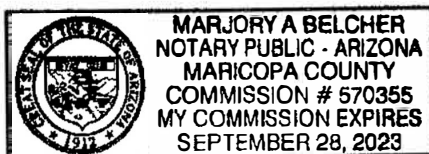
27

DAY OF

April 2021
(month) and (year)

MY COMMISSION EXPIRES

9/28/2023
(date)



Marjory A. Belcher
(signature of notary public)

ESTIMATED REVENUE STATEMENT

ESTIMATE OF GROSS OPERATING REVENUES DERIVED FROM INTRASTATE OPERATIONS IN ARIZONA FOR CALENDAR YEAR 2020

For the calendar year 2020 , estimated gross operating revenues derived from INTRASTATE operations within Arizona will be:

\$ ~~54.906~~
54.906

By June 15 of each calendar year, each public service corporation is sent a statement for a regulatory assessment based upon its INTRASTATE gross operating revenues.

Please sign and complete the information below.

Signature



Name, Title (Printed)

Accountant

Company Name (Printed)

HILLCAST WATER COMPANY

Docket Number