

ANNUAL REPORT

Of

Company Name: High Country Pines Water Company, Inc.
6033 N. 4th Place

Mailing Address: Phoenix AZ
85012

Docket No.: W-02448A
For the Year Ended: 12/31/21

**RECEIVED
BY EMAIL
5/16/2022, 12:36 PM
ARIZONA CORPORATION COMMISSION
UTILITIES DIVISION**

WATER UTILITY

To

Arizona Corporation Commission

Due on April 15th

Email: Util-Compliance@azcc.gov, mail or deliver the completed Annual Report to:
Arizona Corporation Commission
Compliance Section - Utilities Division
1200 West Washington Street
Phoenix, Arizona 85007

Application Type: Original Filing
Application Date: 5/13/2022

ARIZONA CORPORATION COMMISSION
WATER UTILITY ANNUAL REPORT
High Country Pines Water Company, Inc.
A Class ☐ Utility

For the Calendar Year Ended: 12/31/21

Primary Address: 6033 North 4th Place
City: Phoenix State: Arizona Zip Code: 85012

Telephone Number: 602.274.5933

Date of Original Organization of Utility: 8/29/1984

Person to whom correspondence should be addressed concerning this report:

Name: Susan Stroud
Telephone No. : 602.274.5933
Address: 6033 North 4th Place
City: Phoenix State: Arizona Zip Code: 85012
Email: ss-one@cox.net

Name:
Telephone No. :
Address:
City: State: Zip Code:
Email:

Name:
Telephone No. :
Address:
City: State: Zip Code:
Email:

Name:
Telephone No. :
Address:
City: State: Zip Code:
Email:

Name:
Telephone No. :
Address:
City: State: Zip Code:
Email:

Ownership: "C" Corporation

Counties Served: Navajo

ARIZONA CORPORATION COMMISSION
 WATER UTILITY ANNUAL REPORT
 High Country Pines Water Company, Inc.

Important changes during the year	
-----------------------------------	--

N/A	For those companies not subject to the affiliated interest rules, has there been a change in ownership or direct control during the year?
	If yes, please provide specific details in the box below.
	N/A

No	Has the company been notified by any other regulatory authorities during the year, that they are out of compliance?
	If yes, please provide specific details in the box below.
	N/A

High Country Pines Water Company, Inc.
Annual Report
Utility Plant in Service (Water)
12/31/21

Utility Plant in Service (Water)							
Account No.	Description	Beginning Year Original Cost	Current Year Additions	Current Year Retirements	Adjusted Original Cost	Accumulated Depreciation	OCLD (OC less AD)
301	Organization	\$5,167	\$0	\$0	\$5,167	\$0	\$5,167
302	Franchises				0		0
303	Land and Land Rights	3,450			3,450	0	3,450
304	Structures and Improvements	11,227			11,227	11,227	0
305	Collecting & Improving Reservoirs				0		0
306	Lake, River, Canal Intakes				0		0
307	Wells and Springs	41,453			41,453	34,501	6,952
308	Infiltration Galleries				0		0
309	Supply Mains				0		0
310	Power Generation Equipment				0		0
311	Pumping Equipment	79,481	6,706		86,187	54,541	31,646
320	Water Treatment Equipment				0		0
320.1	Water Treatment Plants				0		0
320.2	Solution Chemical Feeders	6,208			6,208	4,374	1,834
320.3	Point-of-Use Treatment Devices				0		0
330	Distribution Reservoirs and Standpipes				0		0
330.1	Storage Tanks	82,645			82,645	60,269	22,376
330.2	Pressure Tanks				0		0
331	Transmission and Distribution Mains	543,367			543,367	378,795	164,572
333	Services	9,320			9,320	8,573	747
334	Meters and Meter Installations	50,115	5,974		56,089	34,992	21,097
335	Hydrants	19,016			19,016	15,221	3,795
336	Backflow Prevention Devices				0		0
339	Other Plant and Misc. Equipment				0		0
340	Office Furniture and Equipment	411			411	192	219
340.1	Computer & Software				0		0
341	Transportation Equipment				0		0
342	Stores Equipment				0		0
343	Tools, Shop and Garage Equipment				0		0
344	Laboratory Equipment				0		0
345	Power Operated Equipment	389			389	49	340
346	Communication Equipment				0		0
347	Miscellaneous Equipment				0		0
348	Other Tangible Plant	18,214			18,214	18,214	0
	Totals	\$870,463	\$12,680	\$0	\$883,143	\$620,948	\$262,195

High Country Pines Water Company, Inc.
Annual Report
Depreciation Expense for the Current Year (Water)
12/31/21

Depreciation Expense for the Current Year (Water)									
Account No.	Description	Beginning Year Original Cost	Current Year Additions	Current Year Retirements	Adjusted Original Cost	Fully Depreciated/Non- depreciable Plant	Depreciable Plant	Depreciation Percentages	Depreciation Expense
301	Organization	\$5,167	\$0	\$0	\$5,167	\$5,167	\$0	0.00%	\$0
302	Franchises	0	0	0	0	0	0		0
303	Land and Land Rights	3,450	0	0	3,450	3,450	0	0.00%	0
304	Structures and Improvements	11,227	0	0	11,227	11,227	0	3.33%	0
305	Collecting & Improving Reservoirs	0	0	0	0	0	0		0
306	Lake, River, Canal Intakes	0	0	0	0	0	0		0
307	Wells and Springs	41,453	0	0	41,453	34,135	7,318	3.33%	244
308	Infiltration Galleries	0	0	0	0	0	0		0
309	Supply Mains	0	0	0	0	0	0		0
310	Power Generation Equipment	0	0	0	0	0	0		0
311	Pumping Equipment	79,481	6,706	0	86,187	48,270	37,917	12.50%	4,321
320	Water Treatment Equipment	0	0	0	0	0	0		0
320.1	Water Treatment Plants	0	0	0	0	0	0		0
320.2	Solution Chemical Feeders	6,208	0	0	6,208	6,208	6,208	3.33%	207
320.3	Point-of-Use Treatment Devices	0	0	0	0	0	0		0
330	Distribution Reservoirs and Standpipes	0	0	0	0	0	0		0
330.1	Storage Tanks	82,645	0	0	82,645	82,645	82,645	2.22%	1,835
330.2	Pressure Tanks	0	0	0	0	0	0		0
331	Transmission and Distribution Mains	543,367	0	0	543,367	543,367	543,367	2.00%	10,867
333	Services	9,320	0	0	9,320	8,505	815	3.33%	27
334	Meters and Meter Installations	50,115	5,974	0	56,089	25,773	30,316	8.33%	2,277
335	Hydrants	19,016	0	0	19,016	19,016	19,016	2.00%	380
336	Backflow Prevention Devices	0	0	0	0	0	0		0
339	Other Plant and Misc. Equipment	0	0	0	0	0	0		0
340	Office Furniture and Equipment	411	0	0	411	411	411	6.67%	27
340.1	Computer & Software	0	0	0	0	0	0		0
341	Transportation Equipment	0	0	0	0	0	0		0
342	Stores Equipment	0	0	0	0	0	0		0
343	Tools, Shop and Garage Equipment	0	0	0	0	0	0		0
344	Laboratory Equipment	0	0	0	0	0	0		0
345	Power Operated Equipment	389	0	0	389	389	389	5.00%	19
346	Communication Equipment	0	0	0	0	0	0		0
347	Miscellaneous Equipment	0	0	0	0	0	0		0
348	Other Tangible Plant	18,214	0	0	18,214	18,214	0	5.00%	0
	Subtotal	\$870,463	\$12,680	\$0	\$883,143	\$154,741	\$728,402		\$20,204

Contribution(s) in Aid of Construction (Gross)	\$611,497
Less: Non Amortizable Contribution(s)	0
Fully Amortized Contribution(s)	0
Amortizable Contribution(s)	\$611,497
Times: Proposed Amortization Rate	2.68%
Amortization of CIAC	\$16,380

Less: Amortization of CIAC \$16,380

DEPRECIATION EXPENSE \$3,824

High Country Pines Water Company, Inc.
Annual Report
Balance Sheet Assets
12/31/21

Balance Sheet Assets				
	Assets		Balance at Beginning of Year (2021)	Balance at End of Year (2021)
Account No.	Current and Accrued Assets			
131	Cash		\$68,451	\$74,243
134	Working Funds			
135	Temporary Cash Investments			
141	Customer Accounts Receivable		(2,463)	(1,582)
146	Notes Receivable from Associated Companies			
151	Plant Material and Supplies			
162	Prepayments			
174	Miscellaneous Current and Accrued Assets			
	Total Current and Accrued Assets		\$65,988	\$72,661
Account No.	Fixed Assets			
101	Utility Plant in Service*		\$870,463	\$883,143
103	Property Held for Future Use			
105	Construction Work in Progress		6,706	
108	Accumulated Depreciation (enter as negative)*		(600,744)	(620,948)
121	Non-Utility Property			
122	Accumulated Depreciation - Non Utility			
	Total Fixed Assets		\$276,425	\$262,195
	Total Assets		\$342,413	\$334,856

*Note these items feed automatically from AR3 UPIS Page 4

High Country Pines Water Company, Inc.
Annual Report
Balance Sheet Liabilities and Owners Equity

Balance Sheet Liabilities and Owners Equity				
	Liabilities		Balance at Beginning of Year (2021)	Balance at End of Year (2021)
Account No.	Current Liabilities			
231	Accounts Payable		\$2,519	\$6,450
232	Notes Payable (Current Portion)			
234	Notes Payable to Associated Companies			
235	Customer Deposits			
236	Accrued Taxes		(1,876)	1,237
237	Accrued Interest			
242	Miscellaneous Current and Accrued Liabilities			
	Total Current Liabilities		\$643	\$7,687
	Long Term Debt			
224	Long Term Debt (Notes and Bonds)		\$0	\$0
	Deferred Credits			
251	Unamortized Premium on Debt		\$0	\$0
252	Advances in Aid of Construction		4,173	5,353
255	Accumulated Deferred Investment Tax Credits			
271	Contributions in Aid of Construction		611,497	611,497
272	Less: Amortization of Contributions		(244,360)	(260,740)
281	Accumulated Deferred Income Tax			
	Total Deferred Credits		\$371,310	\$356,110
	Total Liabilities		\$371,953	\$363,797
	Capital Accounts			
201	Common Stock Issued		\$150,446	\$150,446
211	Other Paid-In Capital		13,522	13,522
215	Retained Earnings		(193,508)	(192,909)
218	Proprietary Capital (Sole Props and Partnerships)		0	0
	Total Capital		(\$29,540)	(\$28,941)
	Total Liabilities and Capital		\$342,413	\$334,856

Note: Total liabilities and Capital must match total assets for the beginning and end of the year!

High Country Pines Water Company, Inc.
Annual Report
Water Comparative Income Statement
12/31/21

Water Comparative Income Statement			
Account No.	Calendar Year	Current Year 01/01/2021 - 12/31/2021	Last Year 01/01/2020 - 12/31/2020
	Operating Revenue		
461	Metered Water Revenue	\$87,866	\$90,915
460	Unmetered Water Revenue		
462	Fire Protection Revenue		
469	Guaranteed Revenues (Surcharges)		
471	Miscellaneous Service Revenues		
474	Other Water Revenue	1,899	1,352
	Total Revenues	\$89,765	\$92,267
	Operating Expenses		
601	Salaries and Wages	\$0	\$0
604	Employee Pensions and Benefits		
610	Purchased Water		
615	Purchased Power	5,308	5,648
618	Chemicals	528	179
620	Materials and Supplies		
620.1	Repairs and Maintenance	13,223	3,317
620.2	Office Supplies and Expense	2,899	2,144
630	Contractual Services		
631	Contractual Services - Engineering		
632	Contractual Services - Accounting	15,107	13,392
633	Contractual Services - Legal	11,049	74
634	Contractual Services - Management Fees	13,200	12,650
635	Contractual Services - Water Testing	3,650	4,700
636	Contractual Services - Other	16,800	20,184
640	Rents		
641	Rental of Building/Real Property		
642	Rental of Equipment		
650	Transportation Expenses		
657	Insurance - General Liability	1,628	1,628
657.1	Insurance - Health and Life		
665	Regulatory Commission Expense - Rate		
670	Bad Debt Expense	237	1,771
675	Miscellaneous Expense	269	152
403	Depreciation Expense (From Schedule AR4)	3,824	888
408	Taxes Other Than Income		
408.11	Property Taxes	2,930	2,852
409	Income Taxes	(1,701)	
427.1	Customer Security Deposit Interest		
	Total Operating Expenses	\$88,951	\$69,579
	Operating Income / (Loss)	\$814	\$22,688
	Other Income / (Expense)		
419	Interest and Dividend Income	\$23	\$49
421	Non-Utility Income		
426	Miscellaneous Non-Utility (Expense)		
427	Interest (Expense)		
	Total Other Income / (Expense)	\$23	\$49
	Net Income / (Loss)	\$837	\$22,737

High Country Pines Water Company, Inc.
 Annual Report
 Full time equivalent employees
 12/31/21

Full time equivalent employees

	Direct Company	Allocated	Outside service	Total
President				0.0
Vice-president				0.0
Manager				0.0
Engineering Staff				0.0
System Operator(s)			0.4	0.4
Meter reader				0.0
Customer Service				0.0
Accounting			0.5	0.5
Business Office				0.0
Rates Department				0.0
Administrative Staff				0.0
Other			0.1	0.1
Total	0.0	0.0	1.0	1.0

High Country Pines Water Company, Inc.
Annual Report
Supplemental Financial Data (Long-Term Debt)
12/31/21

Supplemental Financial Data (Long-Term Debt)				
	Loan #1	Loan #2	Loan #3	Loan #4
Date Issued	No Loans			
Source of Loan				
ACC Decision No.				
Reason for Loan				
Dollar Amt. Issued				
Amount Outstanding				
Date of Maturity				
Interest Rate				
Current Year Interest				
Current Year Principal				

Meter Deposit Balance at Test Year End:	\$5,353
---	---------

Meter Deposits Refunded During the Test Year:	\$220
---	-------

List all bonds, notes, loans, and other types of indebtedness in which the proceeds were used in the provision of public utility service. Indebtedness incurred for personal uses by the owner of the utility should not be listed. Input 0 or none if there is nothing to report for that cell.

High Country Pines Water Company, Inc.
Annual Report
Well and Water Usage
12/31/21

[illegible]

Name of system water delivered to:	
ADWR PCC Number:	
Source of water delivered to another system	NA

Name of system water received from:			
ADWR PCC Number:			
Source of water received	NA		
Well registry 55# (55-XXXXXX):			

Month	Water withdrawn (gallons)1	Water sold (gallons)2	Water delivered (sold) to other systems (gallons)3	Water received (purchased) from other systems (gallons)4	Estimated authorized use (gallons)5	Purchased Power Expense6	Purchased Power (kWh)7
January	307,720.00	307,640.00	0.00	0.00		\$417	4,299
February	153,033.00	153,000.00	0.00	0.00		315	3,077
March	432,865.00	432,850.00	0.00	0.00		210	1,905
April	302,500.00	302,470.00	0.00	0.00		358	3,556
May	566,148.00	566,140.00	0.00	0.00		505	5,139
June	1,124,070.00	1,124,060.00	0.00	0.00		803	8,428
July	1,397,970.00	1,397,920.00	0.00	0.00		692	7,201
August	837,498.00	837,477.00	0.00	0.00		409	3,826
September	959,168.00	959,157.00	0.00	0.00		465	4,416
October	921,548.90	921,536.70	0.00	0.00		418	3,927
November	509,589.30	509,571.10	0.00	0.00		328	2,748
December	542,896.40	542,887.60	0.00	0.00		388	3,322
Totals	8,055,006.60	8,054,709.40	0.00	0.00	0.00	\$5,308	51,844

If applicable, in the space below please provide a description for all un-metered water use along with amounts:

	N/A
--	-----

- 1 Water withdrawn - Total gallons of water withdrawn from pumped sources.
- 2 Water sold - Total gallons from customer meters, and other sales such as construction water.
- 3 Water delivered (sold) to other systems - Total gallons of water delivered to other systems.
- 4 Water received (purchased) from other systems - Total gallons of water purchased/received from other systems.
- 5 Estimated authorized use - Total estimated gallons from authorized metered or unmetered use. Authorized uses such as flushing (mains, services and hydrants) draining/cleaning tanks, process, construction, fire fighting, etc. Non-authorized use (real losses) are service line breaks and leaks, water main breaks, meter inaccuracies and theft.
- 6 Enter the total purchased power costs for the power meters associated with this system.
- 7 Enter the total purchased kWh used by the power meters associated with this system.

Water Utility Plant Description

Name of the System:		HIGH COUNTRY PINES WATER	
ADEQ Public Water System Number:		AZ0409329	
ADWR PCC Number:		91-000405.0000	

MAINS

[illegible]

CUSTOMER METERS

[illegible]

SERVICE LINES

SERVICE LINES		
Material	Percent of system	Year installed
PVC	100%	1985

BOOSTER PUMPS

BOOSTER PUMPS		
Horsepower	GPM	Quantity
10	250	2
25	500	1

FIRE HYDRANTS

FIRE HYDRANTS	
Type	Quantity
Standard *	51
Other	0

STORAGE TANKS

STORAGE TANKS			
Capacity (gallons)	Material	Quantity	Year installed
60,000	Steel	1	1985
100,000	Steel	1	1997

PRESSURE/BLADDER TANKS

PRESSURE/BLADDER TANKS			
Capacity (gallons)	Material	Quantity	Year installed
5,000	Coated Steel	1	1985

* A standard fire hydrant has two 2.5 inch hose connection nozzles with 7.5 threads per inch, and one 4.5 inch pumper connection nozzle with 4 threads per inch.

Water Utility Plant Description (Continued)
--

For the following three items, list the utility owned assets in each category for each system.

TREATMENT EQUIPMENT:	Liquid Chlorinator
STRUCTURES:	10 x 20 foot pump house, chain link fence
OTHER:	N/A

Provide a calculation used to determine the value of one water equivalent residential connection (ERC).

Use one of the following methods:

- (a) If actual flow data are available from the preceding 12 months, divide the total annual single family residence (SFR) gallons sold by the average number of single family residence customers for the same period and divide the result by
- (b) If no historical flow data are available, use:

$$ERC = (\text{Total SFR gallons sold (Omit 000)} / 365 \text{ days} / 350 \text{ gallons per day})$$

ERC

89

 Method used:

(a)

High Country Pines Water Company, Inc.
Annual Report
Customer and Other Information
12/31/21

Customer and Other Information	
Name of the System:	HIGH COUNTRY PINES WATER
ADEQ Public Water System Number:	AZ0409329
ADWR PCC Number:	91-000405.0000

Month	Number of Customers				
	Single-Family	Multi-Family	Commercial	Turf/Irrigation	Other Non-Residential
January	227	0	2	0	0
February	227	0	2	0	0
March	229	0	2	0	0
April	233	0	2	0	0
May	234	0	2	0	0
June	235	0	2	0	0
July	238	0	2	0	0
August	239	0	2	0	0
September	240	0	2	0	0
October	242	0	2	0	0
November	243	0	2	0	0
December	243	0	2	0	0

If the system has fire hydrants, what is the fire flow requirements? GPM for hrs.

Does the system have chlorination treatment?

Does the Company have an ADWR Gallons Per Capita Per Day (GPCPD) requirement?

If yes, provide the GPCPD amount:

Is the Water Utility located in an ADWR Active Management Area (AMA)?

If yes, which AMA?

What is the present system connection capacity (in ERCs *) using existing lines?

What is the future system connection capacity (in ERCs *) upon service area buildout?

Describe any plans and estimated completion dates for any enlargements or improvements of this system.

NA

* an ERC is based on the calculation on the bottom of AR9 page 12.

High Country Pines Water Company, Inc.
Annual Report
 Utility Shutoffs / Disconnects
 12/31/21

Utility Shutoffs / Disconnects	
Name of the System:	HIGH COUNTRY PINES WATER
ADEQ Public Water System Number:	AZ0409329
ADWR PCC Number:	91-000405.0000

Month	Termination without Notice R14-2-410.B	Termination with Notice R14-2- 410.C	Other
January	0	0	0
February	0	0	0
March	0	0	0
April	0	0	0
May	0	0	0
June	0	0	0
July	0	0	0
August	0	0	0
September	0	0	0
October	0	0	0
November	0	1	0
December	0	0	0
Total	0	1	0

Other (description):

N/A

Instructions: Fill out the Grey Cells with the relevant information. Input 0 or none if there is nothing recorded in that account or there is no applicable information to report.

High Country Pines Water Company, Inc.
Annual Report
Property Taxes
12/31/21

Property Taxes	
Amount of actual property taxes paid during Calendar Year 2021 was	\$2,930

If no property taxes paid, explain why.

N/A

Instructions: Fill out the Grey Cells with the relevant information. Input 0 or none if there is nothing recorded in that account or there is no applicable information to report.

0
Annual Report
Verification and Sworn Statement (Taxes)
12/31/21

Verification and Sworn Statement (Taxes)

Verification: State of ARIZONA I, the undersigned of the
(state name)

County of (county name):

Name (owner or official) title:

Company name:

MARICOPA

SUSAN STROUD, PRESIDENT

HIGH COUNTRY PINES WATER CO, INC

DO SAY THAT THIS ANNUAL UTILITY PROPERTY TAX AND SALES TAX REPORT TO THE ARIZONA CORPORATION COMMISSION.

FOR THE YEAR ENDING:

12/31/21

HAS BEEN PREPARED UNDER MY DIRECTION, FROM THE ORIGINAL BOOKS, PAPERS AND RECORDS OF SAID UTILITY; THAT I HAVE CAREFULLY EXAMINED THE SAME, AND DECLARE THE SAME TO BE A COMPLETE AND CORRECT STATEMENT OF BUSINESS AND AFFAIRS OF SAID UTILITY FOR THE PERIOD COVERED BY THIS REPORT IN RESPECT TO EACH AND EVERY MATTER AND THING SET FORTH, TO THE BEST OF MY KNOWLEDGE, INFORMATION AND BELIEF.

Sworn Statement: I HEREBY ATTEST THAT ALL PROPERTY TAXES FOR SAID COMPANY ARE CURRENT AND PAID IN FULL.

I HEREBY ATTEST THAT ALL SALES TAXES FOR SAID COMPANY ARE CURRENT AND PAID IN FULL.

Susan Stroud
signature of owner/official

602-274-5923
telephone no.

SUBSCRIBED AND SWORN TO BEFORE ME A NOTARY PUBLIC
IN AND FOR THE COUNTY

THIS

26


DAY OF

Maricopa
(county name)

April 2022
(month) and (year)

MY COMMISSION EXPIRES

July 15, 2024
(date)



Dezaray Debauche
(signature of notary public)

Verification and Sworn Statement

Verification:

State of Arizona I, the undersigned of the
(state name)

County of (county name):

Maricopa

Name (owner or official) title:

Susan Stroud

Company name:

High Country Pines Water Company, Inc.

DO SAY THAT THIS ANNUAL UTILITY PROPERTY TAX AND SALES TAX REPORT TO THE ARIZONA CORPORATION COMMISSION.

FOR THE YEAR ENDING: 12/31/21

HAS BEEN PREPARED UNDER MY DIRECTION, FROM THE ORIGINAL BOOKS, PAPERS AND RECORDS OF SAID UTILITY; THAT I HAVE CAREFULLY EXAMINED THE SAME, AND DECLARE THE SAME TO BE A COMPLETE AND CORRECT STATEMENT OF BUSINESS AND AFFAIRS OF SAID UTILITY FOR THE PERIOD COVERED BY THIS REPORT IN RESPECT TO EACH AND EVERY MATTER AND THING SET FORTH, TO THE BEST OF MY KNOWLEDGE, INFORMATION AND BELIEF.

Sworn Statement: IN ACCORDANCE WITH THE REQUIREMENTS OF TITLE 40, ARTICLE 8, SECTION 40-401, ARIZONA REVISED STATUTES, IT IS HEREIN REPORTED THAT THE GROSS OPERATING REVENUE OF SAID UTILITY DERIVED FROM ARIZONA INTRASTATE UTILITY OPERATIONS DURING THE CALENDAR YEAR WAS:

Arizona Intrastate Gross Operating Revenues Only (\$)

\$95,448

(The amount in the box above includes

\$5,682 in sales taxes

billed or collected)

Susan Stroud
signature of owner/official

(602) 274-5933

telephone no.

SUBSCRIBED AND SWORN TO BEFORE ME A NOTARY PUBLIC
IN AND FOR THE COUNTY

Maricopa

(county name)

THIS

3

DAY OF


May

2022

(month) and (year)

MY COMMISSION EXPIRES

July 15, 2024
(date)



Dezaray DeBauche
(signature of notary public)

High Country Pines Water, Inc.
Annual Report
Verification and Sworn Statement (Residential Revenue)
12/31/21

RECEIVED
BY EMAIL
04/30/2022, 6:18 PM
ARIZONA CORPORATION COMMISSION
UTILITIES DIVISION

Verification and Sworn Statement (Residential Revenue)

Verification:

State of ARIZONA I, the undersigned of the
(state name)

County of (county name):

Name (owner or official) title:

Company name:

0 MARICOPA

0 SUSAN STROUD, PRESIDENT

HIGH COUNTRY PINES WATER, INC.

DO SAY THAT THIS ANNUAL UTILITY PROPERTY TAX AND SALES TAX REPORT TO THE ARIZONA CORPORATION COMMISSION.

FOR THE YEAR ENDING: 12/31/21

HAS BEEN PREPARED UNDER MY DIRECTION, FROM THE ORIGINAL BOOKS, PAPERS AND RECORDS OF SAID UTILITY; THAT I HAVE CAREFULLY EXAMINED THE SAME, AND DECLARE THE SAME TO BE A COMPLETE AND CORRECT STATEMENT OF BUSINESS AND AFFAIRS OF SAID UTILITY FOR THE PERIOD COVERED BY THIS REPORT IN RESPECT TO EACH AND EVERY MATTER AND THING SET FORTH, TO THE BEST OF MY KNOWLEDGE, INFORMATION AND BELIEF.

Sworn Statement: IN ACCORDANCE WITH THE REQUIREMENTS OF TITLE 40, ARTICLE 8, SECTION 40-401, ARIZONA REVISED STATUTES, IT IS HEREIN REPORTED THAT THE GROSS OPERATING REVENUE OF SAID UTILITY DERIVED FROM ARIZONA INTRASTATE UTILITY OPERATIONS RECEIVED FROM RESIDENTIAL CUSTOMERS DURING THE CALENDAR YEAR WAS:

Arizona Intrastate Gross Operating Revenues Only (\$)

89,677

(The amount in the box above includes

5,339

in sales taxes
billed or collected)

Susan Stroud
signature of owner/official

602-294-5973
telephone no.

SUBSCRIBED AND SWORN TO BEFORE ME A NOTARY PUBLIC
IN AND FOR THE COUNTY

Maricopa
(county name)

THIS


26

DAY OF

April 2022
(month) and (year)

MY COMMISSION EXPIRES

July 15, 2024
(date)



Dezaray DeBauche
(signature of notary public)