

**ANNUAL REPORT**

Of

Company Name: **Harrisburg Utility Company, Inc.**  
PO Box 905

Mailing Address: **Salome** **AZ**  
**85348**

Docket No.: **W-02169A**  
For the Year Ended: **12/31/19**

**RECEIVED  
BY EMAIL**

**4/15/2020, 02:04 PM**

**ARIZONA CORPORATION COMMISSION  
UTILITIES DIVISION**

**WATER UTILITY**

To

Arizona Corporation Commission

**Due on April 15th**

Email: [rdelafuente@azcc.gov](mailto:rdelafuente@azcc.gov), mail or deliver the completed Annual Report to:

Arizona Corporation Commission  
Compliance Section - Utilities Division  
1200 West Washington Street  
Phoenix, Arizona 85007

Application Type: **Original Filing**

Application Date: **4/15/2020**



Harrisburg Utility Company, Inc.  
Annual Report  
Table of Contents

TABLE OF CONTENTS

Company Name: Harrisburg Utility Company, Inc.  
Test Year: 12/31/19

Table of contents:

		Page No.	Complete
AR 1	<u>Cover Page 1</u>	<u>Page 1</u>	Complete
AR 2	<u>Cover Page 2</u>	<u>Page 2</u>	Incomplete
AR 2-2	<u>Important changes during the year</u>	<u>Page 3</u>	Incomplete
AR 3	<u>Utility Plant in Service (Water)</u>	<u>Page 4</u>	Complete
AR 4	<u>Depreciation Expense for the Current Year (Water)</u>	<u>Page 5</u>	Complete
AR 5	<u>Balance Sheet Assets</u>	<u>Page 6</u>	Complete
AR 6	<u>Water Comparative Income Statement</u>	<u>#REF!</u>	Complete
AR 6-2	<u>Full time equivalent employees</u>	<u>#REF!</u>	Complete
AR 7	<u>Supplemental Financial Data (Long-Term Debt)</u>	<u>#REF!</u>	Incomplete
AR 8	<u>Well and Water Usage</u>	<u>#REF!</u>	Incomplete
AR 9	<u>Water Utility Plant Description</u>	<u>#REF!</u>	Incomplete
AR 10	<u>Customer and Other Information</u>	<u>#REF!</u>	Incomplete
AR 11	<u>Utility Shutoffs / Disconnects</u>	<u>#REF!</u>	Incomplete
AR 12	<u>Property Taxes</u>	<u>#REF!</u>	Incomplete
AR 13	<u>Verification and Sworn Statement (Taxes)</u>	<u>#REF!</u>	Complete
AR 14	<u>Verification and Sworn Statement</u>	<u>#REF!</u>	Complete
AR 15	<u>Verification and Sworn Statement (Residential Revenue)</u>	<u>#REF!</u>	Complete
AR 16	<u>for Income Tax Statement of Certification</u>	<u>#REF!</u>	Incomplete

General Instructions: For each schedule, fill out the Grey Cells with the relevant information. Input 0 or none if there is nothing recorded in that account or there is no applicable information to report. This table of contents is intended to assist with the completeness of the Annual Report, and will not become part of the Annual Report that will be published on the Commission's website.

**Note 1:** the Pages highlighted in grey require input to properly complete the annual report. The other pages are linked and therefore automatically populate.



ARIZONA CORPORATION COMMISSION  
WATER UTILITY ANNUAL REPORT  
Harrisburg Utility Company, Inc.  
A Class ☐ Utility

For the Calendar Year Ended: 12/31/19

Primary Address: PO Box 905  
City: Salome State: Arizona Zip Code: 85348

Telephone Number: 928-859-3982

Date of Original Organization of Utility:

Person to whom correspondence should be addressed concerning this report:

Name: William Scott  
Telephone No. : same  
Address:  
City: State: Zip Code:  
Email: harrisburgutility@aol.com

Name:  
Telephone No. :  
Address:  
City: State: Zip Code:  
Email:

Name:  
Telephone No. :  
Address:  
City: State: Zip Code:  
Email:

Name:  
Telephone No. :  
Address:  
City: State: Zip Code:  
Email:

Name:  
Telephone No. :  
Address:  
City: State: Zip Code:  
Email:

Ownership: "S" Corporation

Counties Served: La Paz



ARIZONA CORPORATION COMMISSION  
WATER UTILITY ANNUAL REPORT  
Harrisburg Utility Company, Inc.

<b>Important changes during the year</b>
--

No	For those companies not subject to the affiliated interest rules, has there been a change in ownership or direct control during the year?
	If yes, please provide specific details in the box below.

No	Has the company been notified by any other regulatory authorities during the year, that they are out of compliance?
	If yes, please provide specific details in the box below.



Harrisburg Utility Company, Inc.  
Annual Report  
Utility Plant in Service (Water)  
12/31/19

Utility Plant in Service (Water)							
Account No.	Description	Beginning Year Original Cost	Current Year Additions	Current Year Retirements	Adjusted Original Cost	Accumulated Depreciation	OCLD (OC less AD)
301	Organization	\$1,250	\$0	\$0	\$1,250	\$0	\$1,250
302	Franchises	0	0	0	0	0	0
303	Land and Land Rights	8,200	0	0	8,200	0	8,200
304	Structures and Improvements	44,977	2,900	0	47,877	21,362	26,515
305	Collecting & Improving Reservoirs	0	0	0	0	0	0
306	Lake, River, Canal Intakes	0	0	0	0	0	0
307	Wells and Springs	82,495	776	0	83,272	69,370	13,902
308	Infiltration Galleries	0	0	0	0	0	0
309	Supply Mains	0	0	0	0	0	0
310	Power Generation Equipment	25,694	0	0	25,694	19,912	5,782
311	Pumping Equipment	154,301	3,150	0	157,451	130,551	26,900
320	Water Treatment Equipment	0	0	0	0	0	0
320.1	Water Treatment Plants	0	0	0	0	0	0
320.2	Solution Chemical Feeders	0	0	0	0	0	0
320.3	Point-of-Use Treatment Devices	0	0	0	0	0	0
330	Distribution Reservoirs and Standpipes	0	0	0	0	0	0
330.1	Storage Tanks	127,780	0	0	127,780	33,148	94,632
330.2	Pressure Tanks	0	0	0	0	0	0
331	Transmission and Distribution Mains	495,036	0	0	495,036	248,735	246,301
333	Services	58,365	0	0	58,365	57,159	1,206
334	Meters and Meter Installations	21,207	2,094	0	23,301	12,462	10,840
335	Hydrants	28,608	0	0	28,608	22,117	6,491
336	Backflow Prevention Devices	0	0	0	0	0	0
339	Other Plant and Misc. Equipment	0	0	0	0	0	0
340	Office Furniture and Equipment	4,294	0	0	4,294	3,991	303
340.1	Computer & Software	0	0	0	0	0	0
341	Transportation Equipment	4,981	0	0	4,981	4,781	200
342	Stores Equipment	0	0	0	0	0	0
343	Tools, Shop and Garage Equipment	5,495	715	0	6,210	2,411	3,799
344	Laboratory Equipment	0	0	0	0	0	0
345	Power Operated Equipment	74,198	0	0	74,198	34,875	39,323
346	Communication Equipment	0	0	0	0	0	0
347	Miscellaneous Equipment	0	0	0	0	0	0
348	Other Tangible Plant	0	0	0	0	0	0
	<b>Totals</b>	<b>\$1,136,881</b>	<b>\$9,636</b>	<b>\$0</b>	<b>\$1,146,517</b>	<b>\$660,874</b>	<b>\$485,642</b>



Harrisburg Utility Company, Inc.  
Annual Report  
Depreciation Expense for the Current Year (Water)  
12/31/19

Depreciation Expense for the Current Year (Water)									
Account No.	Description	Beginning Year Original Cost	Current Year Additions	Current Year Retirements	Adjusted Original Cost	Fully Depreciated/Non-depreciable Plant	Depreciable Plant	Depreciation Percentages	Depreciation Expense
301	Organization	\$1,250	\$0	\$0	\$1,250	\$1,250	\$0	0.00%	\$0
302	Franchises	0	0	0	0	0	0	0.00%	0
303	Land and Land Rights	8,200	0	0	8,200	8,200	0	0.00%	0
304	Structures and Improvements	44,977	2,900	0	47,877	0	47,877	3.33%	1,546
305	Collecting & Improving Reservoirs	0	0	0	0	0	0	2.50%	0
306	Lake, River, Canal Intakes	0	0	0	0	0	0	2.50%	0
307	Wells and Springs	82,495	776	0	83,272	21,176	62,096	3.33%	2,055
308	Infiltration Galleries	0	0	0	0	0	0	6.67%	0
309	Supply Mains	0	0	0	0	0	0	2.00%	0
310	Power Generation Equipment	25,694	0	0	25,694	0	25,694	5.00%	1,285
311	Pumping Equipment	154,301	3,150	0	157,451	123,161	34,290	12.50%	4,089
320	Water Treatment Equipment	0	0	0	0	0	0	0.00%	0
320.1	Water Treatment Plants	0	0	0	0	0	0	3.33%	0
320.2	Solution Chemical Feeders	0	0	0	0	0	0	20.00%	0
320.3	Point-of-Use Treatment Devices	0	0	0	0	0	0	8.33%	0
330	Distribution Reservoirs and Standpipes	0	0	0	0	0	0	0.00%	0
330.1	Storage Tanks	127,780	0	0	127,780	0	127,780	2.22%	2,837
330.2	Pressure Tanks	0	0	0	0	0	0	5.00%	0
331	Transmission and Distribution Mains	495,036	0	0	495,036	0	495,036	2.00%	9,901
333	Services	58,365	0	0	58,365	57,073	1,292	3.33%	43
334	Meters and Meter Installations	21,207	2,094	0	23,301	6,836	16,465	8.33%	1,284
335	Hydrants	28,608	0	0	28,608	0	28,608	2.00%	572
336	Backflow Prevention Devices	0	0	0	0	0	0	6.67%	0
339	Other Plant and Misc. Equipment	0	0	0	0	0	0	6.67%	0
340	Office Furniture and Equipment	4,294	0	0	4,294	1,842	2,452	6.67%	164
340.1	Computer & Software	0	0	0	0	0	0	20.00%	0
341	Transportation Equipment	4,981	0	0	4,981	2,981	2,000	20.00%	400
342	Stores Equipment	0	0	0	0	0	0	4.00%	0
343	Tools, Shop and Garage Equipment	5,495	715	0	6,210	220	5,990	5.00%	282
344	Laboratory Equipment	0	0	0	0	0	0	10.00%	0
345	Power Operated Equipment	74,198	0	0	74,198	0	74,198	5.00%	3,710
346	Communication Equipment	0	0	0	0	0	0	10.00%	0
347	Miscellaneous Equipment	0	0	0	0	0	0	10.00%	0
348	Other Tangible Plant	0	0	0	0	0	0	0%	0
	<b>Subtotal</b>	<b>\$1,136,881</b>	<b>\$9,636</b>	<b>\$0</b>	<b>\$1,146,517</b>	<b>\$222,739</b>	<b>\$923,778</b>		<b>\$28,167</b>

Contribution(s) in Aid of Construction (Gross)	\$459,439
Less: Non Amortizable Contribution(s)	0
Fully Amortized Contribution(s)	114833.01
Amortizable Contribution(s)	<u>\$344,606</u>
Times: Proposed Amortization Rate	3.05%
<b>Amortization of CIAC</b>	<b>\$10,507</b>

Less: Amortization of CIAC **\$10,507**

**DEPRECIATION EXPENSE \$17,660**



Harrisburg Utility Company, Inc.  
Annual Report  
Balance Sheet Assets

Balance Sheet Assets				
	Assets		Balance at Beginning of Year (2018)	Balance at End of Year (2019)
Account No.	<b>Current and Accrued Assets</b>			
131	Cash		\$9,223	\$6,814
134	Working Funds		0	0
135	Temporary Cash Investments		0	0
141	Customer Accounts Receivable		0	0
146	Notes Receivable from Associated Companies		0	0
151	Plant Material and Supplies		0	0
162	Prepayments		0	0
174	Miscellaneous Current and Accrued Assets		8,271	8,271
	<b>Total Current and Accrued Assets</b>		<b>\$17,494</b>	<b>\$15,085</b>
Account No.	<b>Fixed Assets</b>			
101	Utility Plant in Service*		\$1,136,881	\$1,146,517
103	Property Held for Future Use		0	0
105	Construction Work in Progress		0	0
108	Accumulated Depreciation (enter as negative)*		(632,708)	(660,874)
121	Non-Utility Property		0	0
122	Accumulated Depreciation - Non Utility		0	0
	<b>Total Fixed Assets</b>		<b>\$504,173</b>	<b>\$485,642</b>
	<b>Total Assets</b>		<b>\$521,667</b>	<b>\$500,727</b>

\*Note these items feed automatically from AR3 UPIS Page 4

Page 6

6

Variances

(\$0)

\$0

**Instructions:** Fill out the Grey Cells with the relevant information. Input 0 or none if there is nothing recorded in that account or there is no applicable information to report.



Table of Contents

Balance Sheet Liabilities and Owners Equity			
	Liabilities		Balance at Beginning of Year (2019)
Account No.	Current Liabilities		
231	Accounts Payable		\$0
232	Notes Payable (Current Portion)		0
234	Notes Payable to Associated Companies		0
235	Customer Deposits		195
236	Accrued Taxes		0
237	Accrued Interest		0
242	Miscellaneous Current and Accrued Liabilities		9,296
	<b>Total Current Liabilities</b>		<b>\$9,491</b>
	Long Term Debt		
224	Long Term Debt (Notes and Bonds)		\$67,700
	Deferred Credits		
251	Unamortized Premium on Debt		\$0
252	Advances in Aid of Construction		172,279
255	Accumulated Deferred Investment Tax Credits		0
271	Contributions in Aid of Construction		287,402
272	Less: Amortization of Contributions		(114,833)
281	Accumulated Deferred Income Tax		0
	<b>Total Deferred Credits</b>		<b>\$344,848</b>
	<b>Total Liabilities</b>		<b>\$422,039</b>
	Capital Accounts		
201	Common Stock Issued		\$50,000
211	Other Paid-In Capital		156,870
215	Retained Earnings		(107,243)
218	Proprietary Capital (Sole Props and Partnerships)		0
	<b>Total Capital</b>		<b>\$99,627</b>
	<b>Total Liabilities and Capital</b>		<b>\$521,667</b>

**Note: Total liabilities and Capital must match total assets for the beginning and end of the year**

**Instructions:** Fill out the Grey Cells with the relevant information. Input 0 or none if there is nothing account or there is no applicable information to report.



Balance at End of Year (2019)
\$0
0
0
0
0
0
0
5,060
<b>\$5,060</b>
\$58,220
\$0
242

0

459,439
(125,340)
0
<b>\$334,341</b>
<b>\$397,620</b>
\$50,000
148,652
(95,544)
0
<b>\$103,107</b>
<b>\$500,727</b>

·!

g recorded in that



Harrisburg Utility Company, Inc.  
Annual Report  
Water Comparative Income Statement  
12/31/19

Water Comparative Income Statement			
Account No.	Calendar Year	Current Year 01/01/2019 - 12/31/2019	Last Year 01/01/2018 - 12/31/2018
	<b>Operating Revenue</b>		
461	Metered Water Revenue	\$211,120	\$202,801
460	Unmetered Water Revenue	0	0
462	Fire Protection Revenue	0	0
469	Guaranteed Revenues (Surcharges)	0	0
471	Miscellaneous Service Revenues	0	0
474	Other Water Revenue	850	3,107
	<b>Total Revenues</b>	<b>\$211,970</b>	<b>\$205,908</b>
	<b>Operating Expenses</b>		
601	Salaries and Wages	\$83,010	\$75,845
604	Employee Pensions and Benefits	0	0
610	Purchased Water	0	0
615	Purchased Power	24,053	26,477
618	Chemicals	0	0
620	Materials and Supplies	0	0
620.1	Repairs and Maintenance	5,986	7,068
620.2	Office Supplies and Expense	16,033	16,240
630	Contractual Services	0	0
631	Contractual Services - Engineering	0	0
632	Contractual Services - Accounting	3,405	3,096
633	Contractual Services - Legal	194	(300)
634	Contractual Services - Management Fees	0	0
635	Contractual Services - Water Testing	8,961	6,265
636	Contractual Services - Other	4,284	1,987
640	Rents	0	0
641	Rental of Building/Real Property	0	0
642	Rental of Equipment	0	0
650	Transportation Expenses	10,571	18,664
657	Insurance - General Liability	2,282	2,236
657.1	Insurance - Health and Life	0	0
665	Regulatory Commission Expense - Rate	0	2,809
670	Bad Debt Expense	0	0
675	Miscellaneous Expense	1,974	1,366
403	Depreciation Expense (From Schedule AR4)	17,660	25,398
408	Taxes Other Than Income	7,422	6,345
408.11	Property Taxes	18,895	16,118
409	Income Taxes	0	0
427.1	Customer Security Deposit Interest	0	0
	<b>Total Operating Expenses</b>	<b>\$204,732</b>	<b>\$209,614</b>
	<b>Operating Income / (Loss)</b>	<b>\$7,238</b>	<b>(\$3,707)</b>
	<b>Other Income / (Expense)</b>		
419	Interest and Dividend Income	\$1	\$0
421	Non-Utility Income	13	47
426	Miscellaneous Non-Utility (Expense)	(3,670)	-38.72
427	Interest (Expense)	(4,019)	0
	<b>Total Other Income / (Expense)</b>	<b>(\$7,676)</b>	<b>\$8</b>
	<b>Net Income / (Loss)</b>	<b>(\$438)</b>	<b>(\$3,698)</b>



Harrisburg Utility Company, Inc.  
Annual Report  
Full time equivalent employees  
12/31/19

**Full time equivalent employees**

	Direct Company	Allocated	Outside service	Total
President	0.5	0.0	0.0	0.5
Vice-president	0.0	0.0	0.0	0.0
Manager	0.5	0.0	0.0	0.5
Engineering Staff	0.0	0.0	0.0	0.0
System Operator(s)	0.3	0.0	0.1	0.4
Meter reader	0.0	0.0	0.3	0.3
Customer Service	0.4	0.0	0.0	0.4
Accounting	0.1	0.0	0.1	0.2
Business Office	0.4	0.0	0.0	0.4
Rates Department	0.0	0.0	0.0	0.0
Administrative Staff	0.0	0.0	0.0	0.0
Other	0.0	0	0.1	0.1
<b>Total</b>	2.2	0.0	0.6	2.8

#REF!



Harrisburg Utility Company, Inc.  
Annual Report  
Supplemental Financial Data (Long-Term Debt)  
12/31/19

Supplemental Financial Data (Long-Term Debt)				
	Loan #1	Loan #2	Loan #3	Loan #4
Date Issued	6/15/2017			
Source of Loan	Individual			
ACC Decision No.	75995			
Reason for Loan	Storage tank			
Dollar Amt. Issued	\$67,700			
Amount Outstanding	\$67,700			
Date of Maturity	6/15/2024			
Interest Rate	6%+ CPI increase			
Current Year Interest	\$3,984			
Current Year Principal	\$9,480			

Meter Deposit Balance at Test Year End:	\$0
---	-----

Meter Deposits Refunded During the Test Year:	\$0
---	-----

*List all bonds, notes, loans, and other types of indebtedness in which the proceeds were used in the provision of public utility service. Indebtedness incurred for personal uses by the owner of the utility should not be listed. Input 0 or none if there is nothing to report for that cell.*

#REF!



### Well and Water Usage

[illegible]

Name of system water delivered to:

ADWR PCC Number:

Source of water delivered to another system

Name of system water received from:

ADWR PCC Number:

Source of water received

Well registry 55# (55-XXXXXX):

Month	Water withdrawn (gallons)1	Water sold (gallons)2	Water delivered (sold) to other systems (gallons)3	Water received (purchased) from other systems (gallons)4	Estimated authorized use (gallons)5	Purchased Power Expense6	Purchased Power (kWh)7
January	2,119.10	1,925.27			28,780	\$2,233	13,905
February	2,018.00	1,626.49			21,315	1,952	12,265
March	2,323.60	1,947.81			21,355	1,787	11,011
April	2,661.50	2,262.34			22,535	1,783	11,151
May	2,120.50	1,727.71			32,355	1,795	9,252
June	2,086.30	1,688.29			21,155	2,083	11,368
July	2,747.40	1,819.06			21,895	2,202	12,604
August	2,287.70	1,980.24			23,160	2,245	12,919
September	2,450.20	1,797.75			29,315	2,211	12,919
October	2,238.50	1,814.36			19,790	1,985	10,904
November	2,246.70	1,824.54			18,740	1,826	11,788
December	2,039.70	1,619.12			21,125	1,595	11,704
<b>Totals</b>	<b>27,339.20</b>	<b>22,032.97</b>	<b>0.00</b>	<b>0.00</b>	<b>281,520.00</b>	<b>\$23,696</b>	<b>141,790</b>

If applicable, in the space below please provide a description for all un-metered water use along with amounts:

1 Water withdrawn - Total gallons of water withdrawn from pumped sources.

2 Water sold - Total gallons from customer meters, and other sales such as construction water.

3 Water delivered (sold) to other systems - Total gallons of water delivered to other systems

4 Water received (purchased) from other systems - Total gallons of water purchased/received from other systems.

5 Estimated authorized use - Total estimated gallons from authorized metered or unmetered use. Authorized uses such as flushing (mains, services and hydrants) draining/cleaning tanks, process, construction, fire fighting, etc. Non-authorized use (real losses) are service line breaks and leaks, water main breaks, meter inaccuracies and theft.

6 Enter the total purchased power costs for the power meters associated with this system.

7 Enter the total purchased kWh used by the power meters associated with this system.

---



### Water Utility Plant Description

Name of the System:	HARRISBURG UTILITY CO.		
ADEQ Public Water System Number:	AZ0415029		
ADWR PCC Number:	91-000749.0000		

## MAINS

[illegible]

## CUSTOMER METERS

[illegible]

## SERVICE LINES

SERVICE LINES		
Material	Percent of system	Year installed
PVC	80%	71-2005
Copper	20%	71-2005

## BOOSTER PUMPS

BOOSTER PUMPS		
Horsepower	GPM	Quantity
10	unmetered	2
15	unmetered	1

## FIRE HYDRANTS

Type	Quantity
Standard *	
Other	

## STORAGE TANKS

STORAGE TANKS			
Capacity (gallons)	Material	Quantity	Year installed
9,000	steel	1	
14,000	steel	1	
20,000	steel	1	

## PRESSURE/BLADDER TANKS

PRESSURE/BLADDER TANKS			
Capacity (gallons)	Material	Quantity	Year installed
5,000	steel	1	

\* A standard fire hydrant has two 2.5 inch hose connection nozzles with 7.5 threads per inch, and one 4.5 inch pumper connection nozzle with 4 threads per inch.

#REF!



**Water Utility Plant Description (Continued)**

For the following three items, list the utility owned assets in each category for each system.

<b>TREATMENT EQUIPMENT:</b>	Chlorination system
<b>STRUCTURES:</b>	Booster pump house
<b>OTHER:</b>	

**Provide a calculation used to determine the value of one water equivalent residential connection (ERC).**

Use one of the following methods:

- (a) If actual flow data are available from the preceding 12 months, divide the total annual single family residence (SFR) gallons sold by the average number of single family residence customers for the same period and divide the result by 365
- (b) If no historical flow data are available, use:  

$$ERC = ( \text{Total SFR gallons sold (Omit 000)} / 365 \text{ days} / 350 \text{ gallons per day} )$$

ERC  
 Method used:

96
(a)

#REF!



Customer and Other Information	
Name of the System:	HARRISBURG UTILITY CO.
ADEQ Public Water System Number:	AZ0415029
ADWR PCC Number:	91-000749.0000

Month	Number of Customers				
	Single-Family	Multi-Family	Commercial	Turf/Irrigation	Other Non-Residential
January	540		6		546
February	541		6		547
March	544		6		550
April	547		6		553
May	547		6		553
June	545		6		551
July	541		6		547
August	543		6		549
September	541		6		547
October	543		6		549
November	542		6		548
December	541		6		547

If the system has fire hydrants, what is the fire flow requirements?  GPM for  hrs.

Does the system have chlorination treatment?

Does the Company have an ADWR Gallons Per Capita Per Day (GPCPD) requirement?   
If yes, provide the GPCPD amount:

Is the Water Utility located in an ADWR Active Management Area (AMA)?   
If yes, which AMA?

What is the present system connection capacity (in ERCs \*) using existing lines?

What is the future system connection capacity (in ERCs \*) upon service area buildout?

Describe any plans and estimated completion dates for any enlargements or improvements of this system.

\* an ERC is based on the calculation on the bottom of AR9 page 12.



Harrisburg Utility Company, Inc.  
**Annual Report**  
 Utility Shutoffs / Disconnects  
 12/31/19

Utility Shutoffs / Disconnects	
Name of the System:	HARRISBURG UTILITY CO.
ADEQ Public Water System Number:	AZ0415029
ADWR PCC Number:	91-000749.0000

Month	Termination without Notice R14-2-410.B	Termination with Notice R14-2- 410.C	Other
January	0		
February			
March			
April			
May	1		
June			
July			
August	2		
September	2		
October			
November			
December	1		
<b>Total</b>	<b>6</b>	<b>0</b>	<b>0</b>

**Other (description):**

**Instructions:** Fill out the Grey Cells with the relevent information. Input 0 or none if there is nothing recorded in that account or there is no applicable information to report.

#REF!



Harrisburg Utility Company, Inc.  
Annual Report  
Property Taxes  
12/31/19

Property Taxes	
----------------	--

Amount of actual property taxes paid during Calendar Year 2019 was
--

\$18,895
----------

If no property taxes paid, explain why.

<b>Instructions:</b> Fill out the Grey Cells with the relevant information. Input 0 or none if there is nothing recorded in that account or there is no applicable information to report.
---

#REF!



Verification and Sworn Statement (Taxes)

Verification: State of Arizona I, the undersigned of the  
(state name)

County of (county name): La Paz  
Name (owner or official) title: William Scott  
Company name: Harrisburg Utility Company, Inc.

DO SAY THAT THIS ANNUAL UTILITY PROPERTY TAX AND SALES TAX REPORT TO THE ARIZONA CORPORATION COMMISSION.

FOR THE YEAR ENDING: 12/31/19

HAS BEEN PREPARED UNDER MY DIRECTION, FROM THE ORIGINAL BOOKS, PAPERS AND RECORDS OF SAID UTILITY; THAT I HAVE CAREFULLY EXAMINED THE SAME, AND DECLARE THE SAME TO BE A COMPLETE AND CORRECT STATEMENT OF BUSINESS AND AFFAIRS OF SAID UTILITY FOR THE PERIOD COVERED BY THIS REPORT IN RESPECT TO EACH AND EVERY MATTER AND THING SET FORTH, TO THE BEST OF MY KNOWLEDGE, INFORMATION AND BELIEF.

Sworn Statement: I HEREBY ATTEST THAT ALL PROPERTY TAXES FOR SAID COMPANY ARE CURRENT AND PAID IN FULL.

I HEREBY ATTEST THAT ALL SALES TAXES FOR SAID COMPANY ARE CURRENT AND PAID IN FULL.

RECEIVED  
BY EMAIL

4/15/2020, 02:04 PM  
ARIZONA CORPORATION COMMISSION  
UTILITIES DIVISION

[Signature]  
signature of owner/official

928-859-3982  
telephone no.


SUBSCRIBED AND SWORN TO BEFORE ME A NOTARY PUBLIC  
IN AND FOR THE COUNTY

THIS

15th DAY OF

La Paz  
(county name)  
April 2020  
(month) and (year)

MY COMMISSION EXPIRES



3/5/2024  
(date)  
[Signature]  
(signature of notary public)



Verification and Sworn Statement

Verification:

State of Arizona I, the undersigned of the  
(state name)

County of (county name):

La Paz

Name (owner or official) title:

William Scott

Company name:

Harrisburg Utility Company, Inc.

DO SAY THAT THIS ANNUAL UTILITY PROPERTY TAX AND SALES TAX REPORT TO THE ARIZONA CORPORATION COMMISSION.

FOR THE YEAR ENDING: 12/31/19

HAS BEEN PREPARED UNDER MY DIRECTION, FROM THE ORIGINAL BOOKS, PAPERS AND RECORDS OF SAID UTILITY; THAT I HAVE CAREFULLY EXAMINED THE SAME, AND DECLARE THE SAME TO BE A COMPLETE AND CORRECT STATEMENT OF BUSINESS AND AFFAIRS OF SAID UTILITY FOR THE PERIOD COVERED BY THIS REPORT IN RESPECT TO EACH AND EVERY MATTER AND THING SET FORTH, TO THE BEST OF MY KNOWLEDGE, INFORMATION AND BELIEF.

Sworn Statement: IN ACCORDANCE WITH THE REQUIREMENTS OF TITLE 40, ARTICLE 8, SECTION 40-401, ARIZONA REVISED STATUTES, IT IS HEREIN REPORTED THAT THE GROSS OPERATING REVENUE OF SAID UTILITY DERIVED FROM ARIZONA INTRASTATE UTILITY OPERATIONS DURING THE CALENDAR YEAR WAS:

Arizona Intrastate Gross Operating Revenues Only (\$)

\$227,878

(The amount in the box above includes

\$15,908

in sales taxes  
billed or collected)

RECEIVED  
BY EMAIL

4/15/2020, 02:04 PM

ARIZONA CORPORATION COMMISSION  
UTILITIES DIVISION



signature of owner/official

928-859-3982

telephone no.

SUBSCRIBED AND SWORN TO BEFORE ME A NOTARY PUBLIC  
IN AND FOR THE COUNTY

THIS

15th

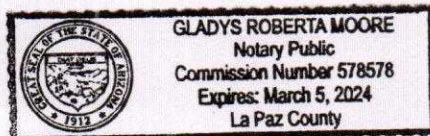
DAY OF


La Paz  
(county name)

April 2020  
(month) and (year)

MY COMMISSION EXPIRES

3/5/2024  
(date)



  
(signature of notary public)



**Verification and Sworn Statement (Residential Revenue)**

**Verification:**

State of Arizona I, the undersigned of the  
(state name)

County of (county name):

La Paz

Name (owner or official) title:

William Scott

Company name:

Harrisburg Utility Company, Inc.

DO SAY THAT THIS ANNUAL UTILITY PROPERTY TAX AND SALES TAX REPORT TO THE ARIZONA CORPORATION COMMISSION.

FOR THE YEAR ENDING: 12/31/19

HAS BEEN PREPARED UNDER MY DIRECTION, FROM THE ORIGINAL BOOKS, PAPERS AND RECORDS OF SAID UTILITY; THAT I HAVE CAREFULLY EXAMINED THE SAME, AND DECLARE THE SAME TO BE A COMPLETE AND CORRECT STATEMENT OF BUSINESS AND AFFAIRS OF SAID UTILITY FOR THE PERIOD COVERED BY THIS REPORT IN RESPECT TO EACH AND EVERY MATTER AND THING SET FORTH, TO THE BEST OF MY KNOWLEDGE, INFORMATION AND BELIEF.

**Sworn Statement:**

IN ACCORDANCE WITH THE REQUIREMENTS OF TITLE 40, ARTICLE 8, SECTION 40-401, ARIZONA REVISED STATUTES, IT IS HEREIN REPORTED THAT THE GROSS OPERATING REVENUE OF SAID UTILITY DERIVED FROM ARIZONA INTRASTATE UTILITY OPERATIONS RECEIVED FROM RESIDENTIAL CUSTOMERS DURING THE CALENDAR YEAR WAS:

Arizona Intrastate Gross Operating Revenues Only (\$)

\$207,332

(The amount in the box above includes


\$14,464

in sales taxes  
billed or collected)

**RECEIVED  
BY EMAIL**

4/15/2020, 02:04 PM

ARIZONA CORPORATION COMMISSION  
UTILITIES DIVISION



signature of owner/official

928-859-3982

telephone no.

SUBSCRIBED AND SWORN TO BEFORE ME A NOTARY PUBLIC  
IN AND FOR THE COUNTY

La Paz

(county name)

THIS

15th

DAY OF

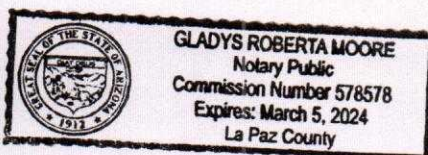
April 2020


(month) and (year)

MY COMMISSION EXPIRES

3/5/2024

(date)





(signature of notary public)