

RECEIVED  
UTILITIES DIVISION

2023 MAR -7 A 10: 51

**ANNUAL REPORT**

Of

Company Name: Halcyon Acres Water Users Association, Inc.  
PO Box 18448

Mailing Address: Tucson AZ  
85731-8448

Docket No.: W-01953A  
For the Year Ended: 12/31/22

**WATER UTILITY**

To

Arizona Corporation Commission

**Due on April 15th**

Email: Util-Compliance@azcc.gov, mail or deliver the completed Annual Report to:  
Arizona Corporation Commission  
Compliance Section - Utilities Division  
1200 West Washington Street  
Phoenix, Arizona 85007

Application Type: Original Filing  
Application Date: 3/4/2023

ARIZONA CORPORATION COMMISSION  
WATER UTILITY ANNUAL REPORT  
Halcyon Acres Water Users Association, Inc.  
A Class ☐ E Utility

For the Calendar Year Ended: 12/31/22

Primary Address:   
City:  State:  Zip Code:

Telephone Number:

Date of Original Organization of Utility:

Person to whom correspondence should be addressed concerning this report:

Name:   
Telephone No. :   
Address:   
City:  State:  Zip Code:   
Email:

NA  
Name:   
Telephone No. :   
Address:   
City:  State:  Zip Code:   
Email:

NA  
Name:   
Telephone No. :   
Address:   
City:  State:  Zip Code:   
Email:

NA  
Name:   
Telephone No. :   
Address:   
City:  State:  Zip Code:   
Email:

NA  
Name:   
Telephone No. :   
Address:   
City:  State:  Zip Code:   
Email:

Ownership:

Counties Served:

<b>Important changes during the year</b>
--

No	For those companies not subject to the affiliated interest rules, has there been a change in ownership or direct control during the year?
	If yes, please provide specific details in the box below.

No	Has the company been notified by any other regulatory authorities during the year, that they are out of compliance?
	If yes, please provide specific details in the box below.

Halcyon Acres Water Users Association, Inc.  
Annual Report  
Utility Plant in Service (Water)  
12/31/22

Utility Plant in Service (Water)							
Account No.	Description	Beginning Year Original Cost	Current Year Additions	Current Year Retirements	Adjusted Original Cost	Accumulated Depreciation	OCLD (OC less AD)
301	Organization	\$0	\$0	\$0	\$0	\$0	\$0
302	Franchises	0	0	0	0	0	0
303	Land and Land Rights	0	0	0	0	0	0
304	Structures and Improvements	4,875	0	0	4,875	4,875	0
305	Collecting & Improving Reservoirs	0	0	0	0	0	0
306	Lake, River, Canal Intakes	0	0	0	0	0	0
307	Wells and Springs	194,765	0	0	194,765	194,765	0
308	Infiltration Galleries	0	0	0	0	0	0
309	Supply Mains	0	0	0	0	0	0
310	Power Generation Equipment	0	0	0	0	0	0
311	Pumping Equipment	68,842	0	0	68,842	68,842	0
320	Water Treatment Equipment	0	0	0	0	0	0
320.1	Water Treatment Plants	0	0	0	0	0	0
320.2	Solution Chemical Feeders	0	0	0	0	0	0
320.3	Point-of-Use Treatment Devices	0	0	0	0	0	0
330	Distribution Reservoirs and Standpipes	0	0	0	0	0	0
330.1	Storage Tanks	0	0	0	0	0	0
330.2	Pressure Tanks	35,740	0	0	35,740	35,740	0
331	Transmission and Distribution Mains	19,283	0	0	19,283	16,853	2,430
333	Services	0	0	0	0	0	0
334	Meters and Meter Installations	40,871	5,689	0	46,560	34,883	11,677
335	Hydrants	0	0	0	0	0	0
336	Backflow Prevention Devices	0	0	0	0	0	0
339	Other Plant and Misc. Equipment	19,360	0	0	19,360	9,650	9,710
340	Office Furniture and Equipment	0	0	0	0	0	0
340.1	Computer & Software	1,475	0	0	1,475	1,475	0
341	Transportation Equipment	0	0	0	0	0	0
342	Stores Equipment	0	0	0	0	0	0
343	Tools, Shop and Garage Equipment	0	0	0	0	0	0
344	Laboratory Equipment	0	0	0	0	0	0
345	Power Operated Equipment	0	0	0	0	0	0
346	Communication Equipment	0	0	0	0	0	0
347	Miscellaneous Equipment	0	0	0	0	0	0
348	Other Tangible Plant	0	0	0	0	0	0
	<b>Totals</b>	<b>\$385,211</b>	<b>\$5,689</b>	<b>\$0</b>	<b>\$390,900</b>	<b>\$367,083</b>	<b>\$23,817</b>

Halcyon Acres Water Users Association, Inc.  
Annual Report  
Depreciation Expense for the Current Year (Water)  
12/31/22

Depreciation Expense for the Current Year (Water)									
Account No.	Description	Beginning Year Original Cost	Current Year Additions	Current Year Retirements	Adjusted Original Cost	Fully Depreciated/Non- depreciable Plant	Depreciable Plant	Depreciation Percentages	Depreciation Expense
301	Organization	\$0	\$0	\$0	\$0	\$0	\$0	5.00%	\$0
302	Franchises	0	0	0	0	0	0	5.00%	0
303	Land and Land Rights	0	0	0	0	0	0	5.00%	0
304	Structures and Improvements	4,875	0	0	4,875	4,875	0	3.33%	0
305	Collecting & Improving Reservoirs	0	0	0	0	0	0	5.00%	0
306	Lake, River, Canal Intakes	0	0	0	0	0	0	5.00%	0
307	Wells and Springs	194,765	0	0	194,765	194,765	0	3.33%	0
308	Infiltration Galleries	0	0	0	0	0	0	5.00%	0
309	Supply Mains	0	0	0	0	0	0	5.00%	0
310	Power Generation Equipment	0	0	0	0	0	0	5.00%	0
311	Pumping Equipment	68,842	0	0	68,842	68,842	0	12.50%	0
320	Water Treatment Equipment	0	0	0	0	0	0	5.00%	0
320.1	Water Treatment Plants	0	0	0	0	0	0	5.00%	0
320.2	Solution Chemical Feeders	0	0	0	0	0	0	5.00%	0
320.3	Point-of-Use Treatment Devices	0	0	0	0	0	0	5.00%	0
330	Distribution Reservoirs and Standpipes	0	0	0	0	0	0	5.00%	0
330.1	Storage Tanks	0	0	0	0	0	0	5.00%	0
330.2	Pressure Tanks	35,740	0	0	35,740	35,740	0	5.00%	0
331	Transmission and Distribution Mains	19,283	0	0	19,283	0	19,283	2.00%	386
333	Services	0	0	0	0	0	0	5.00%	0
334	Meters and Meter Installations	40,871	5,689	0	46,560	35,433	11,127	8.33%	690
335	Hydrants	0	0	0	0	0	0	5.00%	0
336	Backflow Prevention Devices	0	0	0	0	0	0	5.00%	0
339	Other Plant and Misc. Equipment	19,360	0	0	19,360	0	19,360	6.67%	1,291
340	Office Furniture and Equipment	0	0	0	0	0	0	5.00%	0
340.1	Computer & Software	1,475	0	0	1,475	1,475	0	5.00%	0
341	Transportation Equipment	0	0	0	0	0	0	5.00%	0
342	Stores Equipment	0	0	0	0	0	0	5.00%	0
343	Tools, Shop and Garage Equipment	0	0	0	0	0	0	5.00%	0
344	Laboratory Equipment	0	0	0	0	0	0	5.00%	0
345	Power Operated Equipment	0	0	0	0	0	0	5.00%	0
346	Communication Equipment	0	0	0	0	0	0	5.00%	0
347	Miscellaneous Equipment	0	0	0	0	0	0	5.00%	0
348	Other Tangible Plant	0	0	0	0	0	0	5.00%	0
	<b>Subtotal</b>	<b>\$385,211</b>	<b>\$5,689</b>	<b>\$0</b>	<b>\$390,900</b>	<b>\$341,130</b>	<b>\$49,770</b>		<b>\$2,367</b>

Contribution(s) in Aid of Construction (Gross) \$0  
Less: Non Amortizable Contribution(s) 0  
Fully Amortized Contribution(s) 0  
Amortizable Contribution(s) \$0  
Times: Proposed Amortization Rate 4.76%  
**Amortization of CIAC** \$0

Less: Amortization of CIAC \$0

**DEPRECIATION EXPENSE** \$2,367

Halcyon Acres Water Users Association, Inc.  
Annual Report  
Balance Sheet Assets  
12/31/22

Balance Sheet Assets				
	Assets		Balance at Beginning of Year (2022)	Balance at End of Year (2022)
Account No.	<b>Current and Accrued Assets</b>			
131	Cash		\$275,423	\$285,356
134	Working Funds		0	0
135	Temporary Cash Investments		0	0
141	Customer Accounts Receivable		1,759	0
146	Notes Receivable from Associated Companies		0	0
151	Plant Material and Supplies		0	0
162	Prepayments		0	0
174	Miscellaneous Current and Accrued Assets		0	0
	<b>Total Current and Accrued Assets</b>		<b>\$277,182</b>	<b>\$285,356</b>
Account No.	<b>Fixed Assets</b>			
101	Utility Plant in Service*		\$385,211	\$390,900
103	Property Held for Future Use		0	0
105	Construction Work in Progress		0	0
108	Accumulated Depreciation (enter as negative)*		(278,374)	(367,083)
121	Non-Utility Property		0	0
122	Accumulated Depreciation - Non Utility		0	0
	<b>Total Fixed Assets</b>		<b>\$106,837</b>	<b>\$23,817</b>
	<b>Total Assets</b>		<b>\$384,019</b>	<b>\$309,173</b>

\*Note these items feed automatically from AR3 UPIS Page 4

Halcyon Acres Water Users Association, Inc.  
Annual Report  
Balance Sheet Liabilities and Owners Equity

Balance Sheet Liabilities and Owners Equity				
	Liabilities		Balance at Beginning of Year (2022)	Balance at End of Year (2022)
Account No.	<b>Current Liabilities</b>			
231	Accounts Payable		\$0	\$0
232	Notes Payable (Current Portion)		0	0
234	Notes Payable to Associated Companies		0	0
235	Customer Deposits		0	0
236	Accrued Taxes		0	0
237	Accrued Interest		0	0
242	Miscellaneous Current and Accrued Liabilities		0	0
	<b>Total Current Liabilities</b>		<b>\$0</b>	<b>\$0</b>
	<b>Long Term Debt</b>			
224	Long Term Debt (Notes and Bonds)		\$0	\$0
	<b>Deferred Credits</b>			
251	Unamortized Premium on Debt		\$0	\$0
252	Advances in Aid of Construction		0	0
255	Accumulated Deferred Investment Tax Credits		0	0
271	Contributions in Aid of Construction		0	0
272	Less: Amortization of Contributions		0	0
281	Accumulated Deferred Income Tax		0	0
	<b>Total Deferred Credits</b>		<b>\$0</b>	<b>\$0</b>
	<b>Total Liabilities</b>		<b>\$0</b>	<b>\$0</b>
	<b>Capital Accounts</b>			
201	Common Stock Issued		\$0	\$0
211	Other Paid-In Capital		358,829	294,470
215	Retained Earnings		25,191	14,703
218	Proprietary Capital (Sole Props and Partnerships)		0	0
	<b>Total Capital</b>		<b>\$384,020</b>	<b>\$309,173</b>
	<b>Total Liabilities and Capital</b>		<b>\$384,020</b>	<b>\$309,173</b>

**Note: Total liabilities and Capital must match total assets for the beginning and end of the year!**



Halcyon Acres Water Users Association, Inc.  
Annual Report  
Water Comparative Income Statement  
12/31/22

<b>Water Comparative Income Statement</b>			
Account No.	Calendar Year	Current Year 01/01/2022 - 12/31/2022	Last Year 01/01/2021 - 12/31/2021
	<b>Operating Revenue</b>		
461	Metered Water Revenue	\$27,657	\$26,033
460	Unmetered Water Revenue	0	0
462	Fire Protection Revenue	0	0
469	Guaranteed Revenues (Surcharges)	0	0
471	Miscellaneous Service Revenues	7,712	589
474	Other Water Revenue	0	0
	<b>Total Revenues</b>	<b>\$35,369</b>	<b>\$26,622</b>
	<b>Operating Expenses</b>		
601	Salaries and Wages	\$0	\$0
604	Employee Pensions and Benefits	0	0
610	Purchased Water	0	0
615	Purchased Power	9,736	9,815
618	Chemicals	0	0
620	Materials and Supplies	0	0
620.1	Repairs and Maintenance	20,943	7,331
620.2	Office Supplies and Expense	0	0
630	Contractual Services	0	0
631	Contractual Services - Engineering	0	0
632	Contractual Services - Accounting	0	0
633	Contractual Services - Legal	0	0
634	Contractual Services - Management Fees	0	0
635	Contractual Services - Water Testing	4,176	5,010
636	Contractual Services - Other	0	0
640	Rents	0	0
641	Rental of Building/Real Property	0	0
642	Rental of Equipment	0	0
650	Transportation Expenses	0	0
657	Insurance - General Liability	2,864	2,511
657.1	Insurance - Health and Life	0	0
665	Regulatory Commission Expense - Rate	0	0
670	Bad Debt Expense	0	0
675	Miscellaneous Expense	11,222	10,314
403	Depreciation Expense (From Schedule AR4)	2,367	19,023
408	Taxes Other Than Income	0	0
408.11	Property Taxes	530	1,079
409	Income Taxes	0	0
427.1	Customer Security Deposit Interest	0	0
	<b>Total Operating Expenses</b>	<b>\$51,838</b>	<b>\$55,083</b>
	<b>Operating Income / (Loss)</b>	<b>(\$16,469)</b>	<b>(\$28,461)</b>
	<b>Other Income / (Expense)</b>		
419	Interest and Dividend Income	\$391	\$115
421	Non-Utility Income	0	0
426	Miscellaneous Non-Utility (Expense)	0	0
427	Interest (Expense)	0	0
	<b>Total Other Income / (Expense)</b>	<b>\$391</b>	<b>\$115</b>
	<b>Net Income / (Loss)</b>	<b>(\$16,078)</b>	<b>(\$28,346)</b>



Halcyon Acres Water Users Association, Inc.  
Annual Report  
Full time equivalent employees  
12/31/22

**Full time equivalent employees**

	Direct Company	Allocated	Outside service	Total
President	0.0	0.0	0.0	0.0
Vice-president	0.0	0.0	0.0	0.0
Manager	0.0	0.0	0.0	0.0
Engineering Staff	0.0	0.0	0.0	0.0
System Operator(s)	0.0	0.0	0.0	0.0
Meter reader	0.0	0.0	0.0	0.0
Customer Service	0.0	0.0	0.0	0.0
Accounting	0.0	0.0	0.0	0.0
Business Office	0.0	0.0	0.0	0.0
Rates Department	0.0	0.0	0.0	0.0
Administrative Staff	0.0	0.0	0.0	0.0
Other	0.0	0.0	0.0	0.0
<b>Total</b>	0.0	0.0	0.0	0.0

Halcyon Acres Water Users Association, Inc.  
Annual Report  
Supplemental Financial Data (Long-Term Debt)  
12/31/22

Supplemental Financial Data (Long-Term Debt)				
	Loan #1	Loan #2	Loan #3	Loan #4
Date Issued	None	None	None	None
Source of Loan	None	None	None	None
ACC Decision No.	None	None	None	None
Reason for Loan	None	None	None	None
Dollar Amt. Issued	None	None	None	None
Amount Outstanding	None	None	None	None
Date of Maturity	None	None	None	None
Interest Rate	None	None	None	None
Current Year Interest	None	None	None	None
Current Year Principal	None	None	None	None

Meter Deposit Balance at Test Year End:	\$0
---	-----

Meter Deposits Refunded During the Test Year:	\$0
---	-----

***List all bonds, notes, loans, and other types of indebtedness in which the proceeds were used in the provision of public utility service. Indebtedness incurred for personal uses by the owner of the utility should not be listed. Input 0 or none if there is nothing to report for that cell.***

Well and Water Usage											
Name of the System:		HALCYON ACRES WATER USERS ASSO									
ADEQ Public Water System Number		AZ0410057									
ADWR PCC Number:		91-000423.0000									
Well registry 55# (55-XXXXXX):	Pump Horsepower	Pump Yield (gpm)	Casing Depth (feet)	Casing Diameter (inches)	Pump Motor Type **	Year Drilled	Water level 2012	Water level 2022	Meter Size (inches)	How measured:	Active
55-613794	30	150	500	8	Submersible	1984	328	355	2	Estimated	Yes
55-615795	30	150	400	10	Submersible	1970	328	355	3	Estimated	Yes
55-218300	100	300	600	12	Turbine	2010	328	355	3	Estimated	Yes
None	None	None	None	None	None	None	None	None	None	None	None
None	None	None	None	None	None	None	None	None	None	None	None
None	None	None	None	None	None	None	None	None	None	None	None
None	None	None	None	None	None	None	None	None	None	None	None
None	None	None	None	None	None	None	None	None	None	None	None
None	None	None	None	None	None	None	None	None	None	None	None
None	None	None	None	None	None	None	None	None	None	None	None
None	None	None	None	None	None	None	None	None	None	None	None
None	None	None	None	None	None	None	None	None	None	None	None
None	None	None	None	None	None	None	None	None	None	None	None
None	None	None	None	None	None	None	None	None	None	None	None
None	None	None	None	None	None	None	None	None	None	None	None
None	None	None	None	None	None	None	None	None	None	None	None
None	None	None	None	None	None	None	None	None	None	None	None
None	None	None	None	None	None	None	None	None	None	None	None
None	None	None	None	None	None	None	None	None	None	None	None
None	None	None	None	None	None	None	None	None	None	None	None
None	None	None	None	None	None	None	None	None	None	None	None
None	None	None	None	None	None	None	None	None	None	None	None
None	None	None	None	None	None	None	None	None	None	None	None
None	None	None	None	None	None	None	None	None	None	None	None
None	None	None	None	None	None	None	None	None	None	None	None
None	None	None	None	None	None	None	None	None	None	None	None
None	None	None	None	None	None	None	None	None	None	None	None

Name of system water delivered to:		HALCYON ACRES WATER USERS ASSO									
ADWR PCC Number:		91-000423.0000									
Source of water delivered to another system		Ground Water									
Name of system water received from		HALCYON ACRES WATER USERS ASSO									
ADWR PCC Number:		91-000423.0000									
Source of water received		NA									
Well registry 55# (55-XXXXXX):		NA									

Month	Water withdrawn (gallons) <sup>1</sup>	Water sold (gallons) <sup>2</sup>	Water delivered (sold) to other systems (gallons) <sup>3</sup>	Water received (purchased) from other systems (gallons) <sup>4</sup>	Estimated authorized use (gallons) <sup>5</sup>	Purchased Power Expense <sup>6</sup>	Purchased Power (kWh) <sup>7</sup>
January	1074565	824459	0.00	0.00	0.00	\$482.90	#REF!
February	1210435	961663	0.00	0.00	0.00	\$500.97	#REF!
March	1201425	920158	0.00	0.00	0.00	\$585.92	#REF!
April	1502889	1213325	0.00	0.00	0.00	\$678.42	#REF!
May	2078727	1667118	0.00	0.00	0.00	\$1,001.06	#REF!
June	2867165	1943595	0.00	0.00	0.00	\$1,435.71	#REF!
July	3295563	2130233	0.00	0.00	0.00	\$1,514.08	#REF!
August	1412218	1224790	0.00	0.00	0.00	\$897.30	#REF!
September	1646747	1262262	0.00	0.00	0.00	\$863.90	#REF!
October	1227740	952805	0.00	0.00	0.00	\$628.14	#REF!
November	1226391	928031	0.00	0.00	0.00	\$597.10	#REF!
December	1236714	964761	0.00	0.00	0.00	\$550.20	#REF!
Totals	19,980,579.00	14,993,200.00	0.00	0.00	0.00	\$9,736	#REF!

If applicable, in the space below please provide a description for all un-metered water use along with amounts:

- 1 Water withdrawn - Total gallons of water withdrawn from pumped sources
- 2 Water sold - Total gallons from customer meters, and other sales such as construction water.
- 3 Water delivered (sold) to other systems - Total gallons of water delivered to other systems
- 4 Water received (purchased) from other systems - Total gallons of water purchased/received from other systems
- 5 Estimated authorized use - Total estimated gallons from authorized metered or unmetered use. Authorized uses such as flushing (mains, services and hydrants) draining/cleaning tanks, process, construction fire fighting, etc. Non-authorized use (real losses) are service line breaks and leaks, water main breaks, meter inaccuracies and theft.
- 6 Enter the total purchased power costs for the power meters associated with this system.
- 7 Enter the total purchased kWh used by the power meters associated with this system.

Water Utility Plant Description			
Name of the System:	HALCYON ACRES WATER USERS ASSO		
ADEQ Public Water System Number:	AZ0410057		
ADWR PCC Number:	91-000423.0000		

MAINS		
Sizes (inches)	Material	Length (feet)
2.00	SCH 160 PVC	450
4.00	Stainless Steel	3,800
4.00	SCH 160 PVC	1,430
NA	NA	0
NA	NA	0
NA	NA	0
NA	NA	0
NA	NA	0
NA	NA	0
NA	NA	0
NA	NA	0
NA	NA	0
NA	NA	0
NA	NA	0

SERVICE LINES		
Material	Percent of system	Year installed
NA	NA	NA
NA	NA	NA
NA	NA	NA
NA	NA	NA
NA	NA	NA

BOOSTER PUMPS		
Horsepower	GPM	Quantity
None	None	None
None	None	None
None	None	None
None	None	None

STORAGE TANKS			
Capacity (gallons)	Material	Quantity	Year installed
5,000	Steel	1	1995
5,000	Steel	1	2000
None	None	None	NA
None	None	None	NA
None	None	None	NA
None	None	None	NA

CUSTOMER METERS			
Size (inches)	Quantity	Percent over 1,000,000 gallons	Percent over 10 years old
1	83	1%	92%
1.5	1	0%	100%
2	1	0%	0%
NA	0	0%	0%
NA	0	0%	0%
NA	0	0%	0%
NA	0	0%	0%
NA	0	0%	0%
NA	0	0%	0%
NA	0	0%	0%
NA	0	0%	0%
NA	0	0%	0%
NA	0	0%	0%
NA	0	0%	0%
NA	0	0%	0%
NA	0	0%	0%
NA	0	0%	0%
NA	0	0%	0%

FIRE HYDRANTS	
Type	Quantity
Standard *	None
Other	None

PRESSURE/BLADDER TANKS			
Capacity (gallons)	Material	Quantity	Year installed
None	None	None	None
None	None	None	None
None	None	None	None
None	None	None	None
None	None	None	None
None	None	None	None

\* A standard fire hydrant has two 2.5 inch hose connection nozzles with 7.5 threads per inch, and one 4.5 inch pumper connection nozzle with 4 threads per inch.

Water Utility Plant Description (Continued)
---

For the following three items, list the utility owned assets in each category for each system.

TREATMENT EQUIPMENT:	Na
STRUCTURES:	Na
OTHER:	Na

Provide a calculation used to determine the value of one water equivalent residential connection (ERC).

Use one of the following methods:

- (a) If actual flow data are available from the preceding 12 months, divide the total annual single family residence (SFR) gallons sold by the average number of single family residence customers for the same period and divide the result by 365
- (b) If no historical flow data are available, use:  
$$ERC = ( \text{Total SFR gallons sold (Omit 000)} / 365 \text{ days} / 350 \text{ gallons per day} )$$

ERC	124
Method used:	(a)

Halcyon Acres Water Users Association, Inc.  
Annual Report  
Customer and Other Information  
12/31/22

Customer and Other Information	
Name of the System:	HALCYON ACRES WATER USERS ASSO
ADEQ Public Water System Number:	AZ0410057
ADWR PCC Number:	91-000423.0000

Month	Number of Customers				
	Single-Family	Multi-Family	Commercial	Turf/Irrigation	Other Non-Residential
January	85	0	0	0	0
February	85	0	0	0	0
March	85	0	0	0	0
April	85	0	0	0	0
May	85	0	0	0	0
June	85	0	0	0	0
July	85	0	0	0	0
August	85	0	0	0	0
September	85	0	0	0	0
October	85	0	0	0	0
November	85	0	0	0	0
December	85	0	0	0	0

If the system has fire hydrants, what is the fire flow requirements?  GPM for  hrs.

Does the system have chlorination treatment?

Does the Company have an ADWR Gallons Per Capita Per Day (GPCPD) requirement?

If yes, provide the GPCPD amount:

Is the Water Utility located in an ADWR Active Management Area (AMA)?

If yes, which AMA?

What is the present system connection capacity (in ERCs \*) using existing lines?

What is the future system connection capacity (in ERCs \*) upon service area buildout?

Describe any plans and estimated completion dates for any enlargements or improvements of this system.

replace 6-8 residential meters on going  
replace 300 feet of old steel main with 3 inch PVC December 2023  
replace 2 well meters December 2023  
replace west well power panel March 2023

\* an ERC is based on the calculation on the bottom of AR9 page 12.

Halcyon Acres Water Users Association, Inc.  
Annual Report  
Utility Shutoffs / Disconnects  
12/31/22

Utility Shutoffs / Disconnects	
Name of the System:	HALCYON ACRES WATER USERS ASSO
ADEQ Public Water System Number:	AZ0410057
ADWR PCC Number:	91-000423.0000

Month	Termination without Notice R14-2-410.B	Termination with Notice R14-2- 410.C	Other
January	0	0	0
February	0	0	0
March	0	0	0
April	0	0	0
May	0	0	0
June	0	0	0
July	0	0	0
August	0	0	0
September	0	0	0
October	0	0	0
November	0	0	0
December	0	0	0
<b>Total</b>	<b>0</b>	<b>0</b>	<b>0</b>

Other (description):

NA
----

**Instructions:** Fill out the Grey Cells with the relevant information. Input 0 or none if there is nothing recorded in that account or there is no applicable information to report.



Property Taxes	
Amount of actual property taxes paid during Calendar Year 2022 was	\$530

If no property taxes paid, explain why.
NA

**Instructions:** Fill out the Grey Cells with the relevant information. Input 0 or none if there is nothing recorded in that account or there is no applicable information to report.

Verification and Sworn Statement (Taxes)

Verification: State of Arizona I, the undersigned of the  
(state name)

County of (county name): Pima  
Name (owner or official) title: Roger Still, Treasurer  
Company name: Halcyon Acres Water Users Association, Inc.

DO SAY THAT THIS ANNUAL UTILITY PROPERTY TAX AND SALES TAX REPORT TO THE ARIZONA CORPORATION COMMISSION.

FOR THE YEAR ENDING: 12/31/22

HAS BEEN PREPARED UNDER MY DIRECTION, FROM THE ORIGINAL BOOKS, PAPERS AND RECORDS OF SAID UTILITY; THAT I HAVE CAREFULLY EXAMINED THE SAME, AND DECLARE THE SAME TO BE A COMPLETE AND CORRECT STATEMENT OF BUSINESS AND AFFAIRS OF SAID UTILITY FOR THE PERIOD COVERED BY THIS REPORT IN RESPECT TO EACH AND EVERY MATTER AND THING SET FORTH, TO THE BEST OF MY KNOWLEDGE, INFORMATION AND BELIEF.

Sworn Statement: I HEREBY ATTEST THAT ALL PROPERTY TAXES FOR SAID COMPANY ARE CURRENT AND PAID IN FULL.

I HEREBY ATTEST THAT ALL SALES TAXES FOR SAID COMPANY ARE CURRENT AND PAID IN FULL.

*Mr. C. Still*

signature of owner/official

520-907-7708

telephone no.

SUBSCRIBED AND SWORN TO BEFORE ME A NOTARY PUBLIC  
IN AND FOR THE COUNTY

THIS

4<sup>th</sup>


DAY OF

Pima  
(county name)

March 2023  
(month) and (year)

MY COMMISSION EXPIRES

11/8/26  
(date)



*Crystal Bolinger*  
(signature of notary public)

RECEIVED  
UTILITIES DIVISION  
2023 MAR -7 A 10:51  
ARIZONA CORPORATION  
COMMISSION

Verification and Sworn Statement

Verification:

State of Arizona I, the undersigned of the  
(state name)

County of (county name): Pima  
Name (owner or official) title: Roger Still, Treasurer  
Company name: Halcyon Acres Water Users Association, Inc.

DO SAY THAT THIS ANNUAL UTILITY PROPERTY TAX AND SALES TAX REPORT TO THE ARIZONA CORPORATION COMMISSION.

FOR THE YEAR ENDING: 12/31/22

HAS BEEN PREPARED UNDER MY DIRECTION, FROM THE ORIGINAL BOOKS, PAPERS AND RECORDS OF SAID UTILITY; THAT I HAVE CAREFULLY EXAMINED THE SAME, AND DECLARE THE SAME TO BE A COMPLETE AND CORRECT STATEMENT OF BUSINESS AND AFFAIRS OF SAID UTILITY FOR THE PERIOD COVERED BY THIS REPORT IN RESPECT TO EACH AND EVERY MATTER AND THING SET FORTH, TO THE BEST OF MY KNOWLEDGE, INFORMATION AND BELIEF.

Sworn Statement: IN ACCORDANCE WITH THE REQUIREMENTS OF TITLE 40, ARTICLE 8, SECTION 40-401, ARIZONA REVISED STATUTES, IT IS HEREIN REPORTED THAT THE GROSS OPERATING REVENUE OF SAID UTILITY DERIVED FROM ARIZONA INTRASTATE UTILITY OPERATIONS DURING THE CALENDAR YEAR WAS:

RECEIVED  
UTILITIES DIVISION  
2023 MAR -7 A 10:51  
ARIZONA CORPORATION  
COMMISSION

Arizona Intrastate Gross Operating Revenues Only (\$)

\$27,657

(The amount in the box above includes

\$0 in sales taxes  
billed or collected)

R. Still

signature of owner/official

520-907-7708

telephone no.

SUBSCRIBED AND SWORN TO BEFORE ME A NOTARY PUBLIC  
IN AND FOR THE COUNTY

THIS

4<sup>th</sup>

DAY OF

Pima

(county name)


March 2023

(month) and (year)

MY COMMISSION EXPIRES

11/8/2026

(date)



Crystal Bolinger  
(signature of notary public)

**Verification and Sworn Statement (Residential Revenue)**

**Verification:**

State of Arizona I, the undersigned of the  
(state name)

County of (county name):

Pima

Name (owner or official) title:

Roger Still, Treasurer

Company name:

Halcyon Acres Water Users Association, Inc.

DO SAY THAT THIS ANNUAL UTILITY PROPERTY TAX AND SALES TAX REPORT TO THE ARIZONA CORPORATION COMMISSION.

FOR THE YEAR ENDING: 12/31/22

HAS BEEN PREPARED UNDER MY DIRECTION, FROM THE ORIGINAL BOOKS, PAPERS AND RECORDS OF SAID UTILITY; THAT I HAVE CAREFULLY EXAMINED THE SAME, AND DECLARE THE SAME TO BE A COMPLETE AND CORRECT STATEMENT OF BUSINESS AND AFFAIRS OF SAID UTILITY FOR THE PERIOD COVERED BY THIS REPORT IN RESPECT TO EACH AND EVERY MATTER AND THING SET FORTH, TO THE BEST OF MY KNOWLEDGE, INFORMATION AND BELIEF.

**Sworn Statement:** IN ACCORDANCE WITH THE REQUIREMENTS OF TITLE 40, ARTICLE 8, SECTION 40-401, ARIZONA REVISED STATUTES, IT IS HEREIN REPORTED THAT THE GROSS OPERATING REVENUE OF SAID UTILITY DERIVED FROM ARIZONA INTRASTATE UTILITY OPERATIONS RECEIVED FROM RESIDENTIAL CUSTOMERS DURING THE CALENDAR YEAR WAS:

Arizona Intrastate Gross Operating Revenues Only (\$)

\$27,657

(The amount in the box above includes

\$0 in sales taxes


billed or collected)

*Mr. Little*

signature of owner/official

520-907-7708

telephone no.



SUBSCRIBED AND SWORN TO BEFORE ME A NOTARY PUBLIC  
IN AND FOR THE COUNTY

Pima

(county name)

THIS


4<sup>th</sup>

DAY OF

March 2023  
(month) and (year)

MY COMMISSION EXPIRES

11/8/26  
(date)



*Crystal Bolinger*  
(signature of notary public)



Halcyon Acres Water Users Association, Inc.  
Annual Report  
Self-pay Method for Income Tax Statement of Certification  
12/31/22

Self-pay Method for Income Tax Statement of Certification

Verification:

State of Arizona I, the undersigned of the  
(state name)

County of (county name): Pima  
Name (owner or official) title: Roger Still, Treasurer  
Company name: Halcyon Acres Water Users Association, Inc.

FOR THE YEAR ENDING: 12/31/22

Sworn Statement:

IN ACCORDANCE WITH THE REQUIREMENTS OF DECISION NO. 77084, BECAUSE THE UTILITY REQUIRES THE GROSS UP OF ADVANCES AND CONTRIBUTIONS, I HEREBY STATE THAT THE UTILITY HAS NOT INCURRED NOR IS EXPECTED TO INCUR A NET INCREASE IN CURRENT INCOME TAX EXPENSE OR A DECREASE IN DEFERRED TAX ASSET FOR A CARRY FORWARD ACCORDING TO GAAP IN AN AMOUNT EQUAL TO OR GREATER THAN THE AMOUNT OF THE REQUIRED GROSS UP PAID BY DEVELOPERS IN THE PERIOD COVERED BY THIS ANNUAL REPORT.

RECEIVED  
UTILITIES DIVISION  
2023 MAR -7 A 10:51  
ARIZONA CORPORATION  
COMMISSION

Roger Still

signature of owner/official

520-907-7708

telephone no.

SUBSCRIBED AND SWORN TO BEFORE ME A NOTARY PUBLIC  
IN AND FOR THE COUNTY

Pima

(county name)

THIS


4<sup>th</sup>

DAY OF

March 2023  
(month) and (year)

MY COMMISSION EXPIRES

11/8/2026  
(date)



Crystal Bolinger

(signature of notary public)