

RECEIVED  
UTILITIES DIVISION

2022 MAY -3 A 9:49

ARIZONA CORPORATION

ANNUAL REPORT COMMISSION

Of

Company Name: Halcyon Acres Annex No. 2 Water Company, Inc.  
PO Box 85160

Mailing Address: Tucson AZ  
85754

Docket No.: W-02312A  
For the Year Ended: 12/31/21

WATER UTILITY

To

Arizona Corporation Commission

Due on April 15th

Email: Util-Compliance@azcc.gov, mail or deliver the completed Annual Report to:

Arizona Corporation Commission  
Compliance Section - Utilities Division  
1200 West Washington Street  
Phoenix, Arizona 85007

Application Type: Original Filing

Application Date: 4/19/2022

ARIZONA CORPORATION COMMISSION  
WATER UTILITY ANNUAL REPORT  
Halcyon Acres Annex No. 2 Water Company, Inc.  
A Class ☒ Utility

For the Calendar Year Ended: 12/31/21

Primary Address: PO Box 85160  
City: Tucson State: Arizona Zip Code: 85754

Telephone Number: (520) 623-5172

Date of Original Organization of Utility: 1/10/1977

Person to whom correspondence should be addressed concerning this report:

Name: Dorinda Chacon  
Telephone No.: (520) 623-5172  
Address: PO Box 85160  
City: Tucson State: Arizona Zip Code: 85754  
Email: info@easthwywaterutility.com

Name:   
Telephone No.:   
Address:   
City: State: Zip Code:   
Email:

Name:   
Telephone No.:   
Address:   
City: State: Zip Code:   
Email:

Name:   
Telephone No.:   
Address:   
City: State: Zip Code:   
Email:

Name:   
Telephone No.:   
Address:   
City: State: Zip Code:   
Email:

Ownership: "C" Corporation

Counties Served: Pima

ARIZONA CORPORATION COMMISSION  
WATER UTILITY ANNUAL REPORT  
Halcyon Acres Annex No. 2 Water Company, Inc.

Important changes during the year
-----------------------------------

	For those companies not subject to the affiliated interest rules, has there been a change in ownership or direct control during the year?
	If yes, please provide specific details in the box below.
	NA

	Has the company been notified by any other regulatory authorities during the year, that they are out of compliance?
	If yes, please provide specific details in the box below.
	NA

Halcyon Acres Annex No. 2 Water Company, Inc  
Annual Report  
Utility Plant in Service (Water)  
12/31/21

Utility Plant in Service (Water)							
Account No	Description	Beginning Year Original Cost	Current Year Additions	Current Year Retirements	Adjusted Original Cost	Accumulated Depreciation	OCLD (OC less AD)
301	Organization	\$0			\$0		\$0
302	Franchises				0		0
303	Land and Land Rights	2,420			2,420		2,420
304	Structures and Improvements	6,809			6,809	2,685	4,124
305	Collecting & Improving Reservoirs				0		0
306	Lake, River, Canal Intakes				0		0
307	Wells and Springs	40,192			40,192	37,322	2,870
308	Infiltration Galleries				0		0
309	Supply Mains				0		0
310	Power Generation Equipment				0		0
311	Pumping Equipment	35,434	21,150		56,584	27,204	29,380
320	Water Treatment Equipment				0		0
320.1	Water Treatment Plants				0		0
320.2	Solution Chemical Feeders				0		0
320.3	Point-of-Use Treatment Devices				0		0
330	Distribution Reservoirs and Standpipes	4,465			4,465	4,465	0
330.1	Storage Tanks				0		0
330.2	Pressure Tanks				0		0
331	Transmission and Distribution Mains	183,934			183,934	44,294	139,640
333	Services	50,491			50,491	11,265	39,226
334	Meters and Meter Installations	12,654	728		13,382	7,023	6,359
335	Hydrants	1,000			1,000	1,000	0
336	Backflow Prevention Devices				0		0
339	Other Plant and Misc. Equipment				0		0
340	Office Furniture and Equipment				0		0
340.1	Computer & Software				0		0
341	Transportation Equipment				0		0
342	Stores Equipment				0		0
343	Tools, Shop and Garage Equipment				0		0
344	Laboratory Equipment				0		0
345	Power Operated Equipment				0		0
346	Communication Equipment				0		0
347	Miscellaneous Equipment	1,019			1,019	1,019	0
348	Other Tangible Plant				0		0
	Totals	\$338,418	\$21,878	\$0	\$360,296	\$136,277	\$224,019

Halcyon Acres Annex No. 2 Water Company, Inc.  
Annual Report  
Depreciation Expense for the Current Year (Water)  
12/31/21

Depreciation Expense for the Current Year (Water)									
Account No.	Description	Beginning Year Original Cost	Current Year Additions	Current Year Retirements	Adjusted Original Cost	Fully Depreciated/Non-depreciable Plant	Depreciable Plant	Depreciation Percentages	Depreciation Expense
301	Organization	\$0	\$0	\$0	\$0		\$0		\$0
302	Franchises	0	0	0	0		0		0
303	Land and Land Rights	2,420	0	0	2,420	2,420	0		0
304	Structures and Improvements	6,809	0	0	6,809	1,760	5,049	3.33%	168
305	Collecting & Improving Reservoirs	0	0	0	0		0		0
306	Lake, River, Canal Intakes	0	0	0	0		0		0
307	Wells and Springs	40,192	0	0	40,192	36,679	3,513	3.33%	117
308	Infiltration Galleries	0	0	0	0		0		0
309	Supply Mains	0	0	0	0		0		0
310	Power Generation Equipment	0	0	0	0		0		0
311	Pumping Equipment	55,434	21,150	0	56,584	6,337	50,247	12.50%	4,959
320	Water Treatment Equipment	0	0	0	0		0		0
320.1	Water Treatment Plants	0	0	0	0		0		0
320.2	Solution Chemical Feeders	0	0	0	0		0		0
320.3	Point-of-Use Treatment Devices	0	0	0	0		0		0
330	Distribution Reservoirs and Standpipes	4,465	0	0	4,465	4,465	0	2.22%	0
330.1	Storage Tanks	0	0	0	0		0		0
330.2	Pressure Tanks	0	0	0	0		0		0
331	Transmission and Distribution Mains	183,934	0	0	183,934	21,947	161,987	2.00%	3,240
333	Services	50,491	0	0	50,491	2,470	48,021	3.33%	1,599
334	Meters and Meter Installations	13,654	728	0	13,382	1,813	11,569	8.33%	933
335	Hydrants	1,000	0	0	1,000	1,000	0	2.00%	0
336	Backflow Prevention Devices	0	0	0	0		0		0
339	Other Plant and Misc. Equipment	0	0	0	0		0		0
340	Office Furniture and Equipment	0	0	0	0		0		0
340.1	Computer & Software	0	0	0	0		0		0
341	Transportation Equipment	0	0	0	0		0		0
342	Stores Equipment	0	0	0	0		0		0
343	Tools, Shop and Garage Equipment	0	0	0	0		0		0
344	Laboratory Equipment	0	0	0	0		0		0
345	Power Operated Equipment	0	0	0	0		0		0
346	Communication Equipment	0	0	0	0		0		0
347	Miscellaneous Equipment	1,019	0	0	1,019	1,019	0	10.00%	0
348	Other Tangible Plant	0	0	0	0		0		0
	<b>Subtotal</b>	<b>\$338,418</b>	<b>\$21,878</b>	<b>\$0</b>	<b>\$360,296</b>	<b>\$79,910</b>	<b>\$280,386</b>		<b>\$11,016</b>

Contribution(s) in Aid of Construction (Gross)	\$109,990
Less: Non Amortizable Contribution(s)	0
Fully Amortized Contribution(s)	0
Amortizable Contribution(s)	\$109,990
Times: Proposed Amortization Rate	2.51%
Amortization of CIAC	\$2,762

Less: Amortization of CIAC \$2,762

DEPRECIATION EXPENSE \$8,254

Halcyon Acres Annex No. 2 Water Company, Inc.  
Annual Report  
Balance Sheet Assets  
12/31/21

Balance Sheet Assets				
	Assets		Balance at Beginning of Year (2021)	Balance at End of Year (2021)
Account No.	<b>Current and Accrued Assets</b>			
131	Cash		\$77,267	\$50,584
134	Working Funds			
135	Temporary Cash Investments			
141	Customer Accounts Receivable		124	1,290
146	Notes Receivable from Associated Companies			
151	Plant Material and Supplies			
162	Prepayments			
174	Miscellaneous Current and Accrued Assets			
	<b>Total Current and Accrued Assets</b>		<b>\$77,391</b>	<b>\$51,874</b>
Account No.	<b>Fixed Assets</b>			
101	Utility Plant in Service*		\$338,418	\$360,296
103	Property Held for Future Use			
105	Construction Work in Progress			
108	Accumulated Depreciation (enter as negative)*		(125,261)	(136,277)
121	Non-Utility Property			
122	Accumulated Depreciation - Non Utility			
	<b>Total Fixed Assets</b>		<b>\$213,157</b>	<b>\$224,019</b>
	<b>Total Assets</b>		<b>\$290,548</b>	<b>\$275,893</b>

\*Note these items feed automatically from AR3 UPIS Page 4

Halcyon Acres Annex No. 2 Water Company, Inc.  
Annual Report  
Balance Sheet Liabilities and Owners Equity

Balance Sheet Liabilities and Owners Equity				
	Liabilities		Balance at Beginning of Year (2021)	Balance at End of Year (2021)
Account No.	Current Liabilities			
231	Accounts Payable		\$1,326	\$1,386
232	Notes Payable (Current Portion)			
234	Notes Payable to Associated Companies			
235	Customer Deposits			
236	Accrued Taxes		373	398
237	Accrued Interest			
242	Miscellaneous Current and Accrued Liabilities			
	<b>Total Current Liabilities</b>		<b>\$1,699</b>	<b>\$1,784</b>
	Long Term Debt			
224	Long Term Debt (Notes and Bonds)			
	Deferred Credits			
251	Unamortized Premium on Debt			
252	Advances in Aid of Construction		106,484	104,572
255	Accumulated Deferred Investment Tax Credits			
271	Contributions in Aid of Construction		109,990	109,990
272	Less: Amortization of Contributions		(20,639)	(23,401)
281	Accumulated Deferred Income Tax			
	<b>Total Deferred Credits</b>		<b>\$195,835</b>	<b>\$191,161</b>
	<b>Total Liabilities</b>		<b>\$197,534</b>	<b>\$192,945</b>
	Capital Accounts			
201	Common Stock Issued		\$5,800	\$5,800
211	Other Paid-In Capital		5,175	5,175
215	Retained Earnings		82,039	71,973
218	Proprietary Capital (Sole Props and Partnerships)			
	<b>Total Capital</b>		<b>\$93,014</b>	<b>\$82,948</b>
	<b>Total Liabilities and Capital</b>		<b>\$290,548</b>	<b>\$275,893</b>

Note: Total liabilities and Capital must match total assets for the beginning and end of the year!

Haleyon Acres Annex No. 2 Water Company, Inc.  
 Annual Report  
 Water Comparative Income Statement  
 12/31/21

Water Comparative Income Statement			
Account No.	Calendar Year	Current Year 01/01/2021 - 12/31/2021	Last Year 01/01/2020 - 12/31/2020
	<b>Operating Revenue</b>		
461	Metered Water Revenue	\$36,914	\$35,387
460	Unmetered Water Revenue		
462	Fire Protection Revenue		
469	Guaranteed Revenues (Surcharges)		
471	Miscellaneous Service Revenues		
474	Other Water Revenue	801	324
	<b>Total Revenues</b>	<b>\$37,715</b>	<b>\$35,711</b>
	<b>Operating Expenses</b>		
601	Salaries and Wages		
604	Employee Pensions and Benefits		
610	Purchased Water	9,305	1,323
615	Purchased Power	5,904	6,144
618	Chemicals		
620	Materials and Supplies	240	182
620.1	Repairs and Maintenance		
620.2	Office Supplies and Expense	2,242	2,032
630	Contractual Services	1,063	
631	Contractual Services - Engineering		
632	Contractual Services - Accounting	2,895	2,850
633	Contractual Services - Legal	60	
634	Contractual Services - Management Fees	12,000	12,000
635	Contractual Services - Water Testing	452	887
636	Contractual Services - Other	1,536	195
640	Rents		
641	Rental of Building/Real Property		
642	Rental of Equipment		
650	Transportation Expenses	937	1,081
657	Insurance - General Liability	1,250	1,250
657.1	Insurance - Health and Life		
665	Regulatory Commission Expense - Rate		
670	Bad Debt Expense	42	228
675	Miscellaneous Expense		1,019
403	Depreciation Expense (From Schedule AR4)	8,254	6,902
408	Taxes Other Than Income		
408.11	Property Taxes	1,553	1,434
409	Income Taxes	70	50
427.1	Customer Security Deposit Interest		
	<b>Total Operating Expenses</b>	<b>\$47,803</b>	<b>\$37,577</b>
	<b>Operating Income / (Loss)</b>	<b>(\$10,088)</b>	<b>(\$1,866)</b>
	<b>Other Income / (Expense)</b>		
419	Interest and Dividend Income	\$5	\$8
421	Non-Utility Income	18	23
426	Miscellaneous Non-Utility (Expense)		
427	Interest (Expense)		
	<b>Total Other Income / (Expense)</b>	<b>\$23</b>	<b>\$31</b>
	<b>Net Income / (Loss)</b>	<b>(\$10,065)</b>	<b>(\$1,835)</b>



Halcyon Acres Annex No. 2 Water Company, Inc.  
Annual Report  
Supplemental Financial Data (Long-Term Debt)  
12/31/21

Supplemental Financial Data (Long-Term Debt)				
	Loan #1	Loan #2	Loan #3	Loan #4
Date Issued	NA			
Source of Loan				
ACC Decision No.				
Reason for Loan				
Dollar Amt. Issued				
Amount Outstanding				
Date of Maturity				
Interest Rate				
Current Year Interest				
Current Year Principal				

Meter Deposit Balance at Test Year End:	\$6,200
-----------------------------------------	---------

Meter Deposits Refunded During the Test Year:	\$880
-----------------------------------------------	-------

*List all bonds, notes, loans, and other types of indebtedness in which the proceeds were used in the provision of public utility service. Indebtedness incurred for personal uses by the owner of the utility should not be listed. Input 0 or none if there is nothing to report for that cell.*

Halcyon Acres Annex No. 2 Water Company, Inc.  
 Annual Report  
 Full time equivalent employees  
 12/31/21

<b>Full time equivalent employees</b>
---------------------------------------

	Direct Company	Allocated	Outside service	Total
President	0.3	0.0	0.0	0.3
Vice-president	0.0	0.0	0.0	0.0
Manager	0.0	0.0	0.3	0.3
Engineering Staff	0.0	0.0	0.0	0.0
System Operator(s)	0.0	0.0	0.3	0.3
Meter reader	0.0	0.0	0.0	0.0
Customer Service	0.0	0.0	0.3	0.3
Accounting	0.0	0.0	0.1	0.1
Business Office	0.0	0.0	0.0	0.0
Rates Department	0.0	0.0	0.0	0.0
Administrative Staff	0.0	0.0	0.0	0.0
Other	0.0	0.0	0.0	0.0
<b>Total</b>	0.3	0.0	1.0	1.3

## Well and Water Usage

[illegible]

Name of system water delivered to	NA	
ADWR ICC number		000A
Source of water delivered to another system		
Name of system water received from	NA	
ADWR ICC number		000A
Source of water received		
Well/region ID# (55-XXXXXX)		

Month	Water withdrawn (gallons)1	Water sold (gallons)2	Water delivered (sold) to other systems (gallons)3	Water received (purchased) from other systems (gallons)4	Estimated authorized use (gallons)5	Purchased Power Expense6	Purchased Power (kWh)7
January	8,177,625.00	695,700.00	0.00	0.00	0.00	\$498	2,790
February	6,111,733.00	537,350.00	0.00	0.00	0.00	493	2,240
March	7,037,700.00	606,330.00	0.00	0.00	0.00	390	3,160
April	8,534,670.00	1,031,040.00	0.00	0.00	0.00	405	2,360
May	8,988,930.00	848,670.00	0.00	0.00	0.00	\$27	3,120
June	9,733,470.00	921,370.00	0.00	0.00	0.00	\$33	2,955
July	11,125,630.00	1,118,730.00	0.00	0.00	0.00	715	3,820
August	10,816,600.00	1,070,310.00	0.00	0.00	0.00	590	3,100
September	11,210,855.00	1,182,120.00	0.00	0.00	0.00	635	3,310
October	11,164,470.00	1,092,980.00	0.00	0.00	0.00	173	1,883
November	7,123,090.00	730,633.00	0.00	0.00	0.00	294	1,561
December	8,022,730.00	818,935.00	0.00	0.00	0.00	492	2,742
Totals	16,911,490.00	10,652,662.00	0.00	0.00	0.00	\$5,882	31,960

If applicable, in the space below please provide a description for all unmetered water use along with amount:

NA

- Water withdrawn: Total gallons of water withdrawn from proposed sources
- Water sold: Total gallons from customer, spouse, and other sales such as congregation sales
- Water delivered (free) or other items: Total gallons of water delivered to other systems
- Water received (purchased) from other systems: Total gallons of water purchased (except from other system)
- Firefighting authorized use: Total measured gallons used authorized method or measured flow. Authorized use such as fire fighting, service and backups during testing, protest, construction, etc.
- Fire fighting, etc. Non-authorized use (real losses): All other line leaks and leaks at water meter, local meter inaccuracies and theft
- Enter the total purchased gallons exists for the pump meters associated with this account
- Enter the total purchased kWh used by the pump meters associated with this system

## Water Utility Plant Description

Name of the System:	HALCYON ACRES NO 2		
ADEC Public Water System Number:	AZ0410058		
ADWR PCC Number:	91-001424 0000		

## MAINS

[illegible]

## CUSTOMER METERS

[illegible]

## SERVICE LINES

Material	Percent of system	Year installed
Galvanized steel	100%	1952-53

## BOOSTER PUMPS

BOOSTER PUMPS		
Horsepower	GPM	Quantity
	N/A	

## FIRE HYDRANTS

FIRE HYDRANTS	
Type	Quantity
Standard *	0
Other	0

## STORAGE TANKS

STORAGE TANKS			
Capacity (gallons)	Material	Quantity	Year installed
	N/A		

## PRESSURE/BLADDER TANKS

PRESSURE/BLADDER TANKS			
Capacity (gallons)	Material	Quantity	Year installed
5,000	Steel	1	1952

\* A standard fire hydrant has two 2.5 inch hose connection nozzles with 7.5 threads per inch, and one 4.5 inch pumper connection nozzle with 4 threads per inch.

Water Utility Plant Description (Continued)

For the following three items, list the utility owned assets in each category for each system.

TREATMENT EQUIPMENT:	N/A
STRUCTURES:	16 x 16 foot shed
OTHER:	Two 2-inch firefighter standpipes

Provide a calculation used to determine the value of one water equivalent residential connection (ERC).

Use one of the following methods:

- (a) If actual flow data are available from the preceding 12 months, divide the total annual single family residence (SFR) gallons sold by the average number of single family residence customers for the same period and divide the result by
- (b) If no historical flow data are available, use:  

$$ERC = ( \text{Total SFR gallons sold (Omit 000)} / 365 \text{ days} / 350 \text{ gallons per day} )$$

ERC 

429
-----

  
Method used: 

(a)
-----

Halcyon Acres Annex No. 2 Water Company, Inc  
Annual Report  
Customer and Other Information  
12/31/21

Customer and Other Information	
Name of the System:	HALCYON ACRES NO. 2
ADEC Public Water System Number:	AZ0410058
ADWR PCC Number:	91-000424 0000

Month	Number of Customers				
	Single-Family	Multi-Family	Commercial	Turf/Irrigation	Other Non-Residential
January	70	0	0	0	0
February	69	0	0	0	0
March	69	0	0	0	0
April	69	0	0	0	0
May	69	0	0	0	0
June	70	0	0	0	0
July	69	0	0	0	0
August	73	0	0	0	0
September	69	0	0	0	0
October	69	0	0	0	0
November	69	0	0	0	0
December	68	0	0	0	0

If the system has fire hydrants, what is the fire flow requirements?  GPM for  hrs.

Does the system have chlorination treatment?

Does the Company have an ADWR Gallons Per Capita Per Day (GPCPD) requirement?

If yes, provide the GPCPD amount:

Is the Water Utility located in an ADWR Active Management Area (AMA)?

If yes, which AMA?

What is the present system connection capacity (in ERCs \*) using existing lines?

What is the future system connection capacity (in ERCs \*) upon service area buildout?

Describe any plans and estimated completion dates for any enlargements or improvements of this system.

\* an ERC is based on the calculation on the bottom of AR9 page 12.

Halcyon Acres Annex No. 2 Water Company, Inc.  
Annual Report  
Utility Shutoffs / Disconnects  
12/31/21

Utility Shutoffs / Disconnects	
Name of the System:	HALCYON ACRES NO. 2
ADEQ Public Water System Number:	AZ0410058
ADWR PCC Number:	91-000424.0000

Month	Termination without Notice R14-2-410.B	Termination with Notice R14-2- 410.C	Other
January	0	0	0
February	0	0	0
March	0	0	0
April	0	0	0
May	0	0	0
June	0	0	0
July	0	2	0
August	0	0	0
September	0	0	0
October	0	1	0
November	0	1	0
December	0	0	0
<b>Total</b>	<b>0</b>	<b>4</b>	<b>0</b>

Other (description):

NA

**Instructions:** Fill out the Grey Cells with the relevant information. Input 0 or none if there is nothing recorded in that account or there is no applicable information to report.

Halcyon Acres Annex No. 2 Water Company, Inc.  
Annual Report  
Property Taxes  
12/31/21

Property Taxes	
Amount of actual property taxes paid during Calendar Year 2021 was	\$1,553

If no property taxes paid, explain why.

NA

**Instructions:** Fill out the Grey Cells with the relevant information. Input 0 or none if there is nothing recorded in that account or there is no applicable information to report.



Halcyon Acres Annex No. 2 Water Company, Inc.  
Annual Report  
Verification and Sworn Statement (Taxes)  
12/31/21

Verification and Sworn Statement (Taxes)

Verification: State of Arizona I, the undersigned of the  
(state name)

County of (county name):

Pima

Name (owner or official) title:

Dorinda Chacon, Manager

Company name:

Halcyon Acres Annex No. 2 Water Company, Inc.

DO SAY THAT THIS ANNUAL UTILITY PROPERTY TAX AND SALES TAX REPORT TO THE ARIZONA CORPORATION COMMISSION.

FOR THE YEAR ENDING:

12/31/21

HAS BEEN PREPARED UNDER MY DIRECTION, FROM THE ORIGINAL BOOKS, PAPERS AND RECORDS OF SAID UTILITY; THAT I HAVE CAREFULLY EXAMINED THE SAME, AND DECLARE THE SAME TO BE A COMPLETE AND CORRECT STATEMENT OF BUSINESS AND AFFAIRS OF SAID UTILITY FOR THE PERIOD COVERED BY THIS REPORT IN RESPECT TO EACH AND EVERY MATTER AND THING SET FORTH, TO THE BEST OF MY KNOWLEDGE, INFORMATION AND BELIEF.

Sworn Statement: I HEREBY ATTEST THAT ALL PROPERTY TAXES FOR SAID COMPANY ARE CURRENT AND PAID IN FULL.

I HEREBY ATTEST THAT ALL SALES TAXES FOR SAID COMPANY ARE CURRENT AND PAID IN FULL.

RECEIVED  
UTILITIES DIVISION  
2022 MAY -3 A 9:50  
ARIZONA CORPORATION  
COMMISSION

Dorinda Chacon

signature of owner/official

520-624-1460 x 110

telephone no.

SUBSCRIBED AND SWORN TO BEFORE ME A NOTARY PUBLIC  
IN AND FOR THE COUNTY

THIS

19th

DAY OF

Pima


(county name)

April

(month) and (year)

MY COMMISSION EXPIRES

12/18/2022  
(date)



Rose S. Chacon

(signature of notary public)

Verification and Sworn Statement

Verification:

State of Arizona I, the undersigned of the  
(state name)

County of (county name):

Pima

Name (owner or official) title:

Dorinda Chacon, Manager

Company name:

Halcyon Acres Annex No. 2 Water Company, Inc.

DO SAY THAT THIS ANNUAL UTILITY PROPERTY TAX AND SALES TAX REPORT TO THE ARIZONA CORPORATION COMMISSION.

FOR THE YEAR ENDING: 12/31/21

HAS BEEN PREPARED UNDER MY DIRECTION, FROM THE ORIGINAL BOOKS, PAPERS AND RECORDS OF SAID UTILITY; THAT I HAVE CAREFULLY EXAMINED THE SAME, AND DECLARE THE SAME TO BE A COMPLETE AND CORRECT STATEMENT OF BUSINESS AND AFFAIRS OF SAID UTILITY FOR THE PERIOD COVERED BY THIS REPORT IN RESPECT TO EACH AND EVERY MATTER AND THING SET FORTH, TO THE BEST OF MY KNOWLEDGE, INFORMATION AND BELIEF.

Sworn Statement: IN ACCORDANCE WITH THE REQUIREMENTS OF TITLE 40, ARTICLE 8, SECTION 40-401, ARIZONA REVISED STATUTES, IT IS HEREIN REPORTED THAT THE GROSS OPERATING REVENUE OF SAID UTILITY DERIVED FROM ARIZONA INTRASTATE UTILITY OPERATIONS DURING THE CALENDAR YEAR WAS:

RECEIVED  
UTILITIES DIVISION  
2022 MAY -3 A 9:50  
ARIZONA CORPORATION  
COMMISSION

Arizona Intrastate Gross Operating Revenues Only (\$)

\$42,854

(The amount in the box above includes

\$5,139

in sales taxes

billed or collected)

Dorinda Chacon

signature of owner/official

520-624-1460 x 110

telephone no.

SUBSCRIBED AND SWORN TO BEFORE ME A NOTARY PUBLIC  
IN AND FOR THE COUNTY Pima

THIS

19th


DAY OF

April (county name)

2022 (month) and (year)

MY COMMISSION EXPIRES

12/18/2022  
(date)



Rose S. Chacon  
(signature of notary public)

Verification and Sworn Statement (Residential Revenue)

Verification:

State of Arizona, the undersigned of the  
(state name)

County of (county name):

Pima

Name (owner or official) title:

Dorinda Chacon, Manager

Company name:

Halcyon Acres Annex No. 2 Water Company, Inc.

DO SAY THAT THIS ANNUAL UTILITY PROPERTY TAX AND SALES TAX REPORT TO THE ARIZONA CORPORATION COMMISSION.

FOR THE YEAR ENDING: 12/31/21

HAS BEEN PREPARED UNDER MY DIRECTION, FROM THE ORIGINAL BOOKS, PAPERS AND RECORDS OF SAID UTILITY; THAT I HAVE CAREFULLY EXAMINED THE SAME, AND DECLARE THE SAME TO BE A COMPLETE AND CORRECT STATEMENT OF BUSINESS AND AFFAIRS OF SAID UTILITY FOR THE PERIOD COVERED BY THIS REPORT IN RESPECT TO EACH AND EVERY MATTER AND THING SET FORTH, TO THE BEST OF MY KNOWLEDGE, INFORMATION AND BELIEF.

Sworn Statement:

IN ACCORDANCE WITH THE REQUIREMENTS OF TITLE 40, ARTICLE 8, SECTION 40-401, ARIZONA REVISED STATUTES, IT IS HEREIN REPORTED THAT THE GROSS OPERATING REVENUE OF SAID UTILITY DERIVED FROM ARIZONA INTRASTATE UTILITY OPERATIONS RECEIVED FROM RESIDENTIAL CUSTOMERS DURING THE CALENDAR YEAR WAS:

Arizona Intrastate Gross Operating Revenues Only (\$)

\$42,854

(The amount in the box above includes

\$5,139

in sales taxes

billed or collected)

Dorinda Chacon

signature of owner/official

520-624-1460 x 110

telephone no.

SUBSCRIBED AND SWORN TO BEFORE ME A NOTARY PUBLIC  
IN AND FOR THE COUNTY

Pima

(county name)

THIS

19th

DAY OF


April 2022

(month) and (year)

MY COMMISSION EXPIRES

12/18/2022

(date)



Rose S. Chacon

(signature of notary public)

RECEIVED  
UTILITIES DIVISION  
2022 MAY -3 A 9:50  
ARIZONA CORPORATION  
COMMISSION

Halcyon Acres Annex No. 2 Water Company, Inc.  
Annual Report  
Full Gross-up Method for Income Tax Statement of Certification  
12/31/21

Full Gross-up Method for Income Tax Statement of Certification

Verification:

State of Arizona, the undersigned of the  
(state name):

County of (county name):

Pima

Name (owner or official) title:

Dorinda Chacon, Manager

Company name:

Halcyon Acres Annex No. 2 Water Company, Inc.

FOR THE YEAR ENDING: 12/31/21

Sworn Statement:

IN ACCORDANCE WITH THE REQUIREMENTS OF DECISION NO. 77084, BECAUSE THE UTILITY REQUIRES THE GROSS UP OF ADVANCES AND CONTRIBUTIONS, I HEREBY STATE THAT THE UTILITY HAS INCURRED OR IS EXPECTED TO INCUR A NET INCREASE IN CURRENT INCOME TAX EXPENSE OR A DECREASE IN DEFERRED TAX ASSET FOR A CARRY FORWARD ACCORDING TO GAAP IN AN AMOUNT EQUAL TO OR GREATER THAN THE AMOUNT OF THE REQUIRED GROSS UP PAID BY DEVELOPERS IN THE PERIOD COVERED BY THIS ANNUAL REPORT.

Dorinda Chacon

signature of owner/official

520-624-1460 x 110

telephone no.

SUBSCRIBED AND SWORN TO BEFORE ME A NOTARY PUBLIC  
IN AND FOR THE COUNTY

Pima

(county name)

THIS

19th

DAY OF

April 2022

(month) and (year)

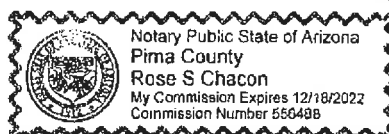
MY COMMISSION EXPIRES

12/18/2022

(date)

Rose S. Chacon

(signature of notary public)



RECEIVED  
UTILITIES DIVISION  
2022 MAY -3 A 9:49  
ARIZONA CORPORATION  
COMMISSION