

ANNUAL REPORT

Of

Company Name:

Halcyon Acres Annex No. 2 Water Company, Inc.

PO Box 85160

Mailing Address: Tucson AZ
85754

Docket No.: W-02312A

For the Year Ended:

12/31/20

**RECEIVED
BY EMAIL**

04/23/2021, 4:31 PM

**ARIZONA CORPORATION COMMISSION
UTILITIES DIVISION**

WATER UTILITY

To

Arizona Corporation Commission

Due on April 15th

Email: Util-Compliance@azcc.gov, mail or deliver the completed Annual Report to:

Arizona Corporation Commission
Compliance Section - Utilities Division
1200 West Washington Street
Phoenix, Arizona 85007

Application Type:

Original Filing

Application Date:

4/26/2021

ARIZONA CORPORATION COMMISSION
WATER UTILITY ANNUAL REPORT
Halcyon Acres Annex No. 2 Water Company, Inc.
A Class Utility

For the Calendar Year Ended: 12/31/20

Primary Address:

PO Box 85160
City: Tucson State: Arizona Zip Code: 85754

Telephone Number:

(520) 623-5172

Date of Original Organization of Utility:

1/10/1977

Person to whom correspondence should be addressed concerning this report:

Name:

Dorinda Chacon

Telephone No. :

(520) 623-5172

Address:

PO Box 86150
City: Tucson State: Arizona Zip Code: 85754

Email:

info@southwesternutility.com

Name:	<table border="1"><tr><td></td></tr></table>				
Telephone No. :	<table border="1"><tr><td></td></tr></table>				
Address:	<table border="1"><tr><td></td></tr></table>				
City:	<table border="1"><tr><td></td></tr></table>		State:	<table border="1"><tr><td></td></tr></table>	
Zip Code:	<table border="1"><tr><td></td></tr></table>				
Email:	<table border="1"><tr><td></td></tr></table>				

Name:	<table border="1"><tr><td></td></tr></table>				
Telephone No. :	<table border="1"><tr><td></td></tr></table>				
Address:	<table border="1"><tr><td></td></tr></table>				
City:	<table border="1"><tr><td></td></tr></table>		State:	<table border="1"><tr><td></td></tr></table>	
Zip Code:	<table border="1"><tr><td></td></tr></table>				
Email:	<table border="1"><tr><td></td></tr></table>				

Name:	<table border="1"><tr><td></td></tr></table>				
Telephone No. :	<table border="1"><tr><td></td></tr></table>				
Address:	<table border="1"><tr><td></td></tr></table>				
City:	<table border="1"><tr><td></td></tr></table>		State:	<table border="1"><tr><td></td></tr></table>	
Zip Code:	<table border="1"><tr><td></td></tr></table>				
Email:	<table border="1"><tr><td></td></tr></table>				

Name:	<table border="1"><tr><td></td></tr></table>				
Telephone No. :	<table border="1"><tr><td></td></tr></table>				
Address:	<table border="1"><tr><td></td></tr></table>				
City:	<table border="1"><tr><td></td></tr></table>		State:	<table border="1"><tr><td></td></tr></table>	
Zip Code:	<table border="1"><tr><td></td></tr></table>				
Email:	<table border="1"><tr><td></td></tr></table>				

Ownership:

"C" Corporation

Counties Served:

Pima

ARIZONA CORPORATION COMMISSION
WATER UTILITY ANNUAL REPORT
Halcyon Acres Annex No. 2 Water Company, Inc.

Important changes during the year
--

No	For those companies not subject to the affiliated interest rules, has there been a change in ownership or direct control during the year?
	If yes, please provide specific details in the box below.
	N/A

No	Has the company been notified by any other regulatory authorities during the year, that they are out of compliance?
	If yes, please provide specific details in the box below.
	N/A

Utility Plant in Service (Water)							
Account No.	Description	Beginning Year Original Cost	Current Year Additions	Current Year Retirements	Adjusted Original Cost	Accumulated Depreciation	OCLD (OC less AD)
301	Organization	\$0			\$0	\$0	\$0
302	Franchises				0		0
303	Land and Land Rights	2,420			2,420		2,420
304	Structures and Improvements	6,809			6,809	2,517	4,292
305	Collecting & Improving Reservoirs				0		0
306	Lake, River, Canal Intakes				0		0
307	Wells and Springs	40,192			40,192	37,205	2,987
308	Infiltration Galleries				0		0
309	Supply Mains				0		0
310	Power Generation Equipment				0		0
311	Pumping Equipment	35,434			35,434	22,245	13,189
320	Water Treatment Equipment				0		0
320.1	Water Treatment Plants				0		0
320.2	Solution Chemical Feeders				0		0
320.3	Point-of-Use Treatment Devices				0		0
330	Distribution Reservoirs and Standpipes	4,465			4,465	4,465	0
330.1	Storage Tanks				0		0
330.2	Pressure Tanks				0		0
331	Transmission and Distribution Mains	183,934			183,934	41,054	142,880
333	Services	50,491			50,491	9,666	40,825
334	Meters and Meter Installations	12,654			12,654	6,090	6,564
335	Hydrants	1,000			1,000	1,000	0
336	Backflow Prevention Devices				0		0
339	Other Plant and Misc. Equipment				0		0
340	Office Furniture and Equipment				0		0
340.1	Computer & Software				0		0
341	Transportation Equipment				0		0
342	Stores Equipment				0		0
343	Tools, Shop and Garage Equipment				0		0
344	Laboratory Equipment				0		0
345	Power Operated Equipment				0		0
346	Communication Equipment				0		0
347	Miscellaneous Equipment	1,019			1,019	1,019	0
348	Other Tangible Plant				0		0
	Totals	\$338,418	\$0	\$0	\$338,418	\$125,261	\$213,157

Halcyon Acres Annex No. 2 Water Company, Inc.
Annual Report
Depreciation Expense for the Current Year (Water)
12/31/20

Depreciation Expense for the Current Year (Water)									
Account No.	Description	Beginning Year Original Cost	Current Year Additions	Current Year Retirements	Adjusted Original Cost	Fully Depreciated/Non- depreciable Plant	Depreciable Plant	Depreciation Percentages	Depreciation Expense
301	Organization	\$0	\$0	\$0	\$0	\$0	\$0		\$0
302	Franchises	0	0	0	0		0		0
303	Land and Land Rights	2,420	0	0	2,420	2,420	0		0
304	Structures and Improvements	6,809	0	0	6,809	1,760	5,049	3.33%	168
305	Collecting & Improving Reservoirs	0	0	0	0		0		0
306	Lake, River, Canal Intakes	0	0	0	0		0		0
307	Wells and Springs	40,192	0	0	40,192	36,679	3,513	3.33%	117
308	Infiltration Galleries	0	0	0	0		0		0
309	Supply Mains	0	0	0	0		0		0
310	Power Generation Equipment	0	0	0	0		0		0
311	Pumping Equipment	35,434	0	0	35,434	6,337	29,097	12.50%	3,637
320	Water Treatment Equipment	0	0	0	0		0		0
320.1	Water Treatment Plants	0	0	0	0		0		0
320.2	Solution Chemical Feeders	0	0	0	0		0		0
320.3	Point-of-Use Treatment Devices	0	0	0	0		0		0
330	Distribution Reservoirs and Standpipes	4,465	0	0	4,465	4,465	0	2.22%	0
330.1	Storage Tanks	0	0	0	0		0		0
330.2	Pressure Tanks	0	0	0	0		0		0
331	Transmission and Distribution Mains	183,934	0	0	183,934	21,947	161,987	2.00%	3,240
333	Services	50,491	0	0	50,491	2,470	48,021	3.33%	1,599
334	Meters and Meter Installations	12,654	0	0	12,654	1,813	10,841	8.33%	903
335	Hydrants	1,000	0	0	1,000	1,000	0	2.00%	0
336	Backflow Prevention Devices	0	0	0	0		0		0
339	Other Plant and Misc. Equipment	0	0	0	0		0		0
340	Office Furniture and Equipment	0	0	0	0		0		0
340.1	Computer & Software	0	0	0	0		0		0
341	Transportation Equipment	0	0	0	0		0		0
342	Stores Equipment	0	0	0	0		0		0
343	Tools, Shop and Garage Equipment	0	0	0	0		0		0
344	Laboratory Equipment	0	0	0	0		0		0
345	Power Operated Equipment	0	0	0	0		0		0
346	Communication Equipment	0	0	0	0		0		0
347	Miscellaneous Equipment	1,019	0	0	1,019	1,019	0	10.00%	0
348	Other Tangible Plant	0	0	0	0		0		0
	Subtotal	\$338,418	\$0	\$0	\$338,418	\$79,910	\$258,508		\$9,664

Contribution(s) in Aid of Construction (Gross)	\$109,990
Less: Non Amortizable Contribution(s)	0
Fully Amortized Contribution(s)	0
Amortizable Contribution(s)	\$109,990
Times: Proposed Amortization Rate	2.51%
Amortization of CIAC	\$2,762

Less: Amortization of CIAC **\$2,762**

DEPRECIATION EXPENSE **\$6,902**

Halcyon Acres Annex No. 2 Water Company, Inc.
Annual Report
Balance Sheet Assets
12/31/20

Balance Sheet Assets				
	Assets		Balance at Beginning of Year (2020)	Balance at End of Year (2020)
Account No.	Current and Accrued Assets			
131	Cash		\$74,713	\$77,267
134	Working Funds			
135	Temporary Cash Investments			
141	Customer Accounts Receivable		(754)	124
146	Notes Receivable from Associated Companies			
151	Plant Material and Supplies			
162	Prepayments			
174	Miscellaneous Current and Accrued Assets			
	Total Current and Accrued Assets		\$73,959	\$77,391
Account No.	Fixed Assets			
101	Utility Plant in Service*		\$338,418	\$338,418
103	Property Held for Future Use			
105	Construction Work in Progress			
108	Accumulated Depreciation (enter as negative)*		(115,597)	(125,261)
121	Non-Utility Property			
122	Accumulated Depreciation - Non Utility			
	Total Fixed Assets		\$222,821	\$213,157
	Total Assets		\$296,780	\$290,548

*Note these items feed automatically from AR3 UPIS Page 4

Halcyon Acres Annex No. 2 Water Company, Inc.
Annual Report
Balance Sheet Liabilities and Owners Equity

Balance Sheet Liabilities and Owners Equity				
	Liabilities		Balance at Beginning of Year (2020)	Balance at End of Year (2020)
Account No.	Current Liabilities			
231	Accounts Payable		\$1,153	\$1,326
232	Notes Payable (Current Portion)			
234	Notes Payable to Associated Companies			
235	Customer Deposits			
236	Accrued Taxes		292	373
237	Accrued Interest			
242	Miscellaneous Current and Accrued Liabilities			
	Total Current Liabilities		\$1,445	\$1,699
	Long Term Debt			
224	Long Term Debt (Notes and Bonds)		\$0	
	Deferred Credits			
251	Unamortized Premium on Debt		\$0	\$0
252	Advances in Aid of Construction		108,373	106,484
255	Accumulated Deferred Investment Tax Credits			
271	Contributions in Aid of Construction		109,990	109,990
272	Less: Amortization of Contributions		(17,877)	(20,639)
281	Accumulated Deferred Income Tax			
	Total Deferred Credits		\$200,486	\$195,835
	Total Liabilities		\$201,931	\$197,534
	Capital Accounts			
201	Common Stock Issued		\$5,800	\$5,800
211	Other Paid-In Capital		5,175	5,175
215	Retained Earnings		83,874	82,039
218	Proprietary Capital (Sole Props and Partnerships)			
	Total Capital		\$94,849	\$93,014
	Total Liabilities and Capital		\$296,780	\$290,548

Note: Total liabilities and Capital must match total assets for the beginning and end of the year!

Halcyon Acres Annex No. 2 Water Company, Inc.
Annual Report
Water Comparative Income Statement
12/31/20

Water Comparative Income Statement			
Account No.	Calendar Year	Current Year 01/01/2020 - 12/31/2020	Last Year 01/01/2019 - 12/31/2019
	Operating Revenue		
461	Metered Water Revenue	\$35,387	\$31,251
460	Unmetered Water Revenue		
462	Fire Protection Revenue		
469	Guaranteed Revenues (Surcharges)		
471	Miscellaneous Service Revenues		
474	Other Water Revenue	324	294
	Total Revenues	\$35,711	\$31,545
	Operating Expenses		
601	Salaries and Wages	\$0	\$0
604	Employee Pensions and Benefits		
610	Purchased Water	1,323	1,530
615	Purchased Power	6,144	5,866
618	Chemicals		293
620	Materials and Supplies	182	
620.1	Repairs and Maintenance		578
620.2	Office Supplies and Expense	2,032	1,007
630	Contractual Services		
631	Contractual Services - Engineering		
632	Contractual Services - Accounting	2,850	2,845
633	Contractual Services - Legal		240
634	Contractual Services - Management Fees	12,000	12,000
635	Contractual Services - Water Testing	887	1,111
636	Contractual Services - Other	195	272
640	Rents		
641	Rental of Building/Real Property		
642	Rental of Equipment		
650	Transportation Expenses	1,081	800
657	Insurance - General Liability	1,250	1,250
657.1	Insurance - Health and Life		
665	Regulatory Commission Expense - Rate		
670	Bad Debt Expense	228	
675	Miscellaneous Expense	1,019	901
403	Depreciation Expense (From Schedule AR4)	6,902	6,826
408	Taxes Other Than Income		
408.11	Property Taxes	1,434	1,308
409	Income Taxes	50	50
427.1	Customer Security Deposit Interest		
	Total Operating Expenses	\$37,577	\$36,877
	Operating Income / (Loss)	(\$1,866)	(\$5,332)
	Other Income / (Expense)		
419	Interest and Dividend Income	\$8	\$16
421	Non-Utility Income	23	91
426	Miscellaneous Non-Utility (Expense)		
427	Interest (Expense)		
	Total Other Income / (Expense)	\$31	\$107
	Net Income / (Loss)	(\$1,835)	(\$5,225)

Halcyon Acres Annex No. 2 Water Company, Inc.
 Annual Report
 Full time equivalent employees
 12/31/20

Full time equivalent employees

	Direct Company	Allocated	Outside service	Total
President				0.0
Vice-president				0.0
Manager				0.0
Engineering Staff				0.0
System Operator(s)			difficult to	0.0
Meter reader			determine	0.0
Customer Service				0.0
Accounting				0.0
Business Office				0.0
Rates Department				0.0
Administrative Staff				0.0
Other				0.0
Total	0.0	0.0	0.0	0.0

Halcyon Acres Annex No. 2 Water Company, Inc.
Annual Report
Supplemental Financial Data (Long-Term Debt)
12/31/20

Supplemental Financial Data (Long-Term Debt)				
	Loan #1	Loan #2	Loan #3	Loan #4
Date Issued	No Loans			
Source of Loan				
ACC Decision No.				
Reason for Loan				
Dollar Amt. Issued				
Amount Outstanding				
Date of Maturity				
Interest Rate				
Current Year Interest				
Current Year Principal				

Meter Deposit Balance at Test Year End:	\$6,200
---	---------

Meter Deposits Refunded During the Test Year:	\$880
---	-------

List all bonds, notes, loans, and other types of indebtedness in which the proceeds were used in the provision of public utility service. Indebtedness incurred for personal uses by the owner of the utility should not be listed. Input 0 or none if there is nothing to report for that cell.

[illegible]

Name of system water delivered to:	
ADWR PCC Number:	N/A
Source of water delivered to another system	

Name of system water received from:	
ADWR PCC Number:	N/A
Source of water received	
Well registry 55# (55-XXXXXX):	

Month	Water withdrawn (gallons)1	Water sold (gallons)2	Water delivered (sold) to other systems (gallons)3	Water received (purchased) from other systems (gallons)4	Estimated authorized use (gallons)5	Purchased Power Expense ⁶	Purchased Power (kWh) ⁷
January	512,970.00	469,592.00	0.00	0.00	0.00	\$322	1,880
February	680,990.00	569,502.00	0.00	0.00	0.00	309	1,800
March	576,225.00	518,630.00	0.00	0.00	0.00	359	2,120
April	801,745.00	644,360.00	0.00	0.00	0.00	441	2,918
May	853,090.00	792,920.00	0.00	0.00	0.00	560	3,160
June	928,570.00	816,220.00	0.00	0.00	0.00	563	3,360
July	1,292,455.00	1,153,500.00	0.00	0.00	0.00	685	3,800
August	1,040,385.00	911,040.00	0.00	0.00	0.00	661	3,600
September	1,099,530.00	935,420.00	0.00	0.00	0.00	664	3,560
October	1,209,160.00	1,083,710.00	0.00	0.00	0.00	579	3,280
November	943,020.00	726,390.00	0.00	0.00	0.00	517	2,960
December	799,870.00	754,450.00	0.00	0.00	0.00	484	2,760
Totals	10,738,010.00	9,375,734.00	0.00	0.00	0.00	\$6,144	35,198

If applicable, in the space below please provide a description for all un-metered water use along with amounts:

- | | |
|---|---|
| 1 | Water withdrawn - Total gallons of water withdrawn from pumped sources. |
| 2 | Water sold - Total gallons from customer meters, and other sales such as construction water. |
| 3 | Water delivered (sold) to other systems - Total gallons of water delivered to other systems. |
| 4 | Water received (purchased) from other systems - Total gallons of water purchased/received from other systems. |
| 5 | Estimated authorized use - Total estimated gallons from authorized metered or unmetered use. Authorized uses such as flushing (mains, services and hydrants) draining/cleaning tanks, process, construction, fire fighting, etc. Non-authorized use (real losses) are service line breaks and leaks, water main breaks, meter inaccuracies and theft. |
| 6 | Enter the total purchased power costs for the power meters associated with this system. |
| 7 | Enter the total purchased kWh used by the power meters associated with this system. |

Water Utility Plant Description

Name of the System:	HALCYON ACRES NO. 2		
ADEQ Public Water System Number:	AZ0410058		
ADWR PCC Number:	91-000424.0000		

MAINS

[illegible]

CUSTOMER METERS

[illegible]

SERVICE LINES

SERVICE LINES		
Material	Percent of system	Year installed
Galvanized steel	100%	1952-53

BOOSTER PUMPS

BOOSTER PUMPS		
Horsepower	GPM	Quantity
	N/A	

FIRE HYDRANTS

FIRE HYDRANTS	
Type	Quantity
Standard *	0
Other	0

STORAGE TANKS

STORAGE TANKS			
Capacity (gallons)	Material	Quantity	Year installed
	N/A		

PRESSURE/BLADDER TANKS

PRESSURE/BLADDER TANKS			
Capacity (gallons)	Material	Quantity	Year installed
5,000	Steel	1	1952

* A standard fire hydrant has two 2.5 inch hose connection nozzles with 7.5 threads per inch, and one 4.5 inch pumper connection nozzle with 4 threads per inch.

Water Utility Plant Description (Continued)
--

For the following three items, list the utility owned assets in each category for each system.

TREATMENT EQUIPMENT:	N/A
STRUCTURES:	16 x 16 foot shed
OTHER:	Two 2-inch firefighter standpipes

Provide a calculation used to determine the value of one water equivalent residential connection (ERC).

Use one of the following methods:

- (a) If actual flow data are available from the preceding 12 months, divide the total annual single family residence (SFR) gallons sold by the average number of single family residence customers for the same period and divide the result by 365
- (b) If no historical flow data are available, use:

$$ERC = (\text{Total SFR gallons sold (Omit 000)} / 365 \text{ days} / 350 \text{ gallons per day})$$

ERC	421
Method used:	(a)

Customer and Other Information	
Name of the System:	HALCYON ACRES NO. 2
ADEQ Public Water System Number:	AZ0410058
ADWR PCC Number:	91-000424.0000

Month	Number of Customers				
	Single-Family	Multi-Family	Commercial	Turf/Irrigation	Other Non-Residential
January	61	0	9	0	0
February	61	0	9	0	0
March	61	0	9	0	0
April	61	0	9	0	0
May	61	0	9	0	0
June	61	0	9	0	0
July	59	0	10	0	0
August	60	0	9	0	0
September	60	0	9	0	0
October	62	0	10	0	0
November	61	0	8	0	0
December	61	0	8	0	0

If the system has fire hydrants, what is the fire flow requirements? GPM for hrs.

Does the system have chlorination treatment?

Does the Company have an ADWR Gallons Per Capita Per Day (GPCPD) requirement?

If yes, provide the GPCPD amount:

Is the Water Utility located in an ADWR Active Management Area (AMA)?

If yes, which AMA?

What is the present system connection capacity (in ERCs *) using existing lines?

What is the future system connection capacity (in ERCs *) upon service area buildout?

Describe any plans and estimated completion dates for any enlargements or improvements of this system.

* an ERC is based on the calculation on the bottom of AR9 page 12.

Halcyon Acres Annex No. 2 Water Company, Inc.
Annual Report
 Utility Shutoffs / Disconnects
 12/31/20

Utility Shutoffs / Disconnects	
Name of the System:	HALCYON ACRES NO. 2
ADEQ Public Water System Number:	AZ0410058
ADWR PCC Number:	91-000424.0000

Month	Termination without Notice R14-2-410.B	Termination with Notice R14-2- 410.C	Other
January	0	0	0
February	0	0	0
March	0	0	0
April	0	0	0
May	0	0	0
June	0	0	0
July	0	0	0
August	0	0	0
September	0	0	0
October	0	0	0
November	0	0	0
December	0	0	0
Total	0	0	0

Other (description):

N/A

Instructions: Fill out the Grey Cells with the relevant information. Input 0 or none if there is nothing recorded in that account or there is no applicable information to report.

Halcyon Acres Annex No. 2 Water Company, Inc.
Annual Report
Property Taxes
12/31/20

Property Taxes	
----------------	--

Amount of actual property taxes paid during Calendar Year 2020 was
--

\$1,371

If no property taxes paid, explain why.

NA

Instructions: Fill out the Grey Cells with the relevant information. Input 0 or none if there is nothing recorded in that account or there is no applicable information to report.

Verification and Sworn Statement (Taxes)

Verification: State of Arizona I, the undersigned of the
(state name)

County of (county name):

Pima

Name (owner or official) title:

Dorinda Chacon, Manager

Company name:

Halcyon Acres Annex No. 2 Water Company, Inc.

DO SAY THAT THIS ANNUAL UTILITY PROPERTY TAX AND SALES TAX REPORT TO THE ARIZONA CORPORATION COMMISSION.

FOR THE YEAR ENDING:

12/31/20

HAS BEEN PREPARED UNDER MY DIRECTION, FROM THE ORIGINAL BOOKS, PAPERS AND RECORDS OF SAID UTILITY; THAT I HAVE CAREFULLY EXAMINED THE SAME, AND DECLARE THE SAME TO BE A COMPLETE AND CORRECT STATEMENT OF BUSINESS AND AFFAIRS OF SAID UTILITY FOR THE PERIOD COVERED BY THIS REPORT IN RESPECT TO EACH AND EVERY MATTER AND THING SET FORTH, TO THE BEST OF MY KNOWLEDGE, INFORMATION AND BELIEF.

Sworn Statement: I HEREBY ATTEST THAT ALL PROPERTY TAXES FOR SAID COMPANY ARE CURRENT AND PAID IN FULL.

I HEREBY ATTEST THAT ALL SALES TAXES FOR SAID COMPANY ARE CURRENT AND PAID IN FULL.

Dorinda Chacon

signature of owner/official

(520) 623-5172

telephone no.

SUBSCRIBED AND SWORN TO BEFORE ME A NOTARY PUBLIC
IN AND FOR THE COUNTY

THIS

23rd

DAY OF

Pima

(county name)

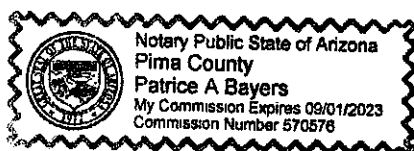
April 2021

(month) and (year)

MY COMMISSION EXPIRES

9/01/2023

(date)



Patrice A. Bayers

(signature of notary public)

Verification and Sworn Statement

Verification:

State of Arizona I, the undersigned of the
(state name)

County of (county name):

Pima

Name (owner or official) title:

Dorinda Chacon, Manager

Company name:

Halcyon Acres Annex No. 2 Water Company, Inc.

DO SAY THAT THIS ANNUAL UTILITY PROPERTY TAX AND SALES TAX REPORT TO THE ARIZONA CORPORATION COMMISSION.

FOR THE YEAR ENDING: 12/31/20

HAS BEEN PREPARED UNDER MY DIRECTION, FROM THE ORIGINAL BOOKS, PAPERS AND RECORDS OF SAID UTILITY; THAT I HAVE CAREFULLY EXAMINED THE SAME, AND DECLARE THE SAME TO BE A COMPLETE AND CORRECT STATEMENT OF BUSINESS AND AFFAIRS OF SAID UTILITY FOR THE PERIOD COVERED BY THIS REPORT IN RESPECT TO EACH AND EVERY MATTER AND THING SET FORTH, TO THE BEST OF MY KNOWLEDGE, INFORMATION AND BELIEF.

Sworn Statement: IN ACCORDANCE WITH THE REQUIREMENTS OF TITLE 40, ARTICLE 8, SECTION 40-401, ARIZONA REVISED STATUTES, IT IS HEREIN REPORTED THAT THE GROSS OPERATING REVENUE OF SAID UTILITY DERIVED FROM ARIZONA INTRASTATE UTILITY OPERATIONS DURING THE CALENDAR YEAR WAS:

Arizona Intrastate Gross Operating Revenues Only (\$)

\$40,479

(The amount in the box above includes

\$4,768

in sales taxes
billed or collected)

Dorinda Chacon

signature of owner/official

(520) 623-5172

telephone no.

SUBSCRIBED AND SWORN TO BEFORE ME A NOTARY PUBLIC
IN AND FOR THE COUNTY

THIS

23rd


DAY OF

Pima
(county name)

April 2021
(month) and (year)

MY COMMISSION EXPIRES

9/01/2023
(date)



Patrice A. Bayers
(signature of notary public)

Verification and Sworn Statement (Residential Revenue)

Verification:

State of Arizona I, the undersigned of the
(state name)

County of (county name):

Pima

Name (owner or official) title:

Dorinda Chacon, Manager

Company name:

Halcyon Acres Annex No. 2 Water Company, Inc.

DO SAY THAT THIS ANNUAL UTILITY PROPERTY TAX AND SALES TAX REPORT TO THE ARIZONA CORPORATION COMMISSION.

FOR THE YEAR ENDING: 12/31/20

HAS BEEN PREPARED UNDER MY DIRECTION, FROM THE ORIGINAL BOOKS, PAPERS AND RECORDS OF SAID UTILITY; THAT I HAVE CAREFULLY EXAMINED THE SAME, AND DECLARE THE SAME TO BE A COMPLETE AND CORRECT STATEMENT OF BUSINESS AND AFFAIRS OF SAID UTILITY FOR THE PERIOD COVERED BY THIS REPORT IN RESPECT TO EACH AND EVERY MATTER AND THING SET FORTH, TO THE BEST OF MY KNOWLEDGE, INFORMATION AND BELIEF.

Sworn Statement: IN ACCORDANCE WITH THE REQUIREMENTS OF TITLE 40, ARTICLE 8, SECTION 40-401, ARIZONA REVISED STATUTES, IT IS HEREIN REPORTED THAT THE GROSS OPERATING REVENUE OF SAID UTILITY DERIVED FROM ARIZONA INTRASTATE UTILITY OPERATIONS RECEIVED FROM RESIDENTIAL CUSTOMERS DURING THE CALENDAR YEAR WAS:

Arizona Intrastate Gross Operating Revenues Only (\$)

\$34,325

(The amount in the box above includes

\$3,617

in sales taxes
billed or collected)

Dorinda Chacon

signature of owner/official

(520) 623-5172

telephone no.

SUBSCRIBED AND SWORN TO BEFORE ME A NOTARY PUBLIC
IN AND FOR THE COUNTY

Pima

(county name)

THIS

23rd

DAY OF

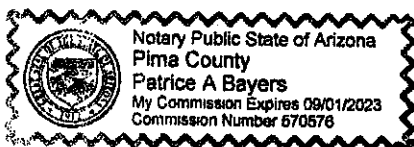
April 2021

(month) and (year)

MY COMMISSION EXPIRES

9/01/2023

(date)



Patrice A. Bayers

(signature of notary public)