

ANNUAL REPORT

Of

Company Name: **Grandview Water Company**

Mailing Address: 11455 S. 194th Drive
Buckeye, AZ 85326

Docket No.: W-01959A

For the Year Ended: **12/31/19**

RECEIVED

BY EMAIL

4/10/2020, 08:38 AM

ARIZONA CORPORATION COMMISSION
UTILITIES DIVISION

WATER UTILITY

To

Arizona Corporation Commission

Due on April 15th

Email: rdelafuente@azcc.gov, mail or deliver the completed Annual Report to:

Arizona Corporation Commission
Compliance Section - Utilities Division
1200 West Washington Street
Phoenix, Arizona 85007

Application Type: **Original Filing**

Application Date: **1/27/2020** 4/9/2020

ARIZONA CORPORATION COMMISSION
WATER UTILITY ANNUAL REPORT
0

A Class Utility

For the Calendar Year Ended: 12/31/19

Primary Address:
City: State: Zip Code:

Telephone Number:

Date of Original Organization of Utility:

Person to whom correspondence should be addressed concerning this report:

Name:
Telephone No. :
Address:
City: State: Zip Code:
Email:

Name:
Telephone No. :
Address:
City: State: Zip Code:
Email:

Name:
Telephone No. :
Address:
City: State: Zip Code:
Email:

Name:
Telephone No. :
Address:
City: State: Zip Code:
Email:

Name:
Telephone No. :
Address:
City: State: Zip Code:
Email:

Ownership:

Counties Served:

Important changes during the year

	For those companies not subject to the affiliated interest rules, has there been a change in ownership or direct control during the year?
	If yes, please provide specific details in the box below.
	NA

	Has the company been notified by any other regulatory authorities during the year, that they are out of compliance?
	If yes, please provide specific details in the box below.
	NA

Utility Plant in Service (Water)							
Account No.	Description	Beginning Year Original Cost	Current Year Additions	Current Year Retirements	Adjusted Original Cost	Accumulated Depreciation	OCLD (OC less AD)
301	Organization	\$14,673			\$14,673	\$14,673	\$0
302	Franchises				0		0
303	Land and Land Rights				0		0
304	Structures and Improvements				0		0
305	Collecting & Improving Reservoirs				0		0
306	Lake, River, Canal Intakes				0		0
307	Wells and Springs				0		0
308	Infiltration Galleries				0		0
309	Supply Mains				0		0
310	Power Generation Equipment				0		0
311	Pumping Equipment				0		0
320	Water Treatment Equipment				0		0
320.1	Water Treatment Plants				0		0
320.2	Solution Chemical Feeders				0		0
320.3	Point-of-Use Treatment Devices				0		0
330	Distribution Reservoirs and Standpipes				0		0
330.1	Storage Tanks				0		0
330.2	Pressure Tanks				0		0
331	Transmission and Distribution Mains				0		0
333	Services				0		0
334	Meters and Meter Installations				0		0
335	Hydrants				0		0
336	Backflow Prevention Devices				0		0
339	Other Plant and Misc. Equipment				0		0
340	Office Furniture and Equipment				0		0
340.1	Computer & Software				0		0
341	Transportation Equipment				0		0
342	Stores Equipment				0		0
343	Tools, Shop and Garage Equipment				0		0
344	Laboratory Equipment				0		0
345	Power Operated Equipment				0		0
346	Communication Equipment				0		0
347	Miscellaneous Equipment				0		0
348	Other Tangible Plant				0		0
	Totals	\$14,673	\$0	\$0	\$14,673	\$14,673	\$0

0
 Annual Report
 Depreciation Expense for the Current Year (Water)
 12/31/19

Depreciation Expense for the Current Year (Water)									
Account No.	Description	Beginning Year Original Cost	Current Year Additions	Current Year Retirements	Adjusted Original Cost	Fully Depreciated/Non-depreciable Plant	Depreciable Plant	Depreciation Percentages	Depreciation Expense
301	Organization	\$14,673	\$0	\$0	\$14,673	\$0	\$0		\$0
302	Franchises	0	0	0	0		0		0
303	Land and Land Rights	0	0	0	0		0		0
304	Structures and Improvements	0	0	0	0		0		0
305	Collecting & Improving Reservoirs	0	0	0	0		0		0
306	Lake, River, Canal Intakes	0	0	0	0		0		0
307	Wells and Springs	0	0	0	0		0		0
308	Infiltration Galleries	0	0	0	0		0		0
309	Supply Mains	0	0	0	0		0		0
310	Power Generation Equipment	0	0	0	0		0		0
311	Pumping Equipment	0	0	0	0		0		0
320	Water Treatment Equipment	0	0	0	0		0		0
320.1	Water Treatment Plants	0	0	0	0		0		0
320.2	Solution Chemical Feeders	0	0	0	0		0		0
320.3	Point-of-Use Treatment Devices	0	0	0	0		0		0
330	Distribution Reservoirs and Standpipes	0	0	0	0		0		0
330.1	Storage Tanks	0	0	0	0		0		0
330.2	Pressure Tanks	0	0	0	0		0		0
331	Transmission and Distribution Mains	0	0	0	0		0		0
333	Services	0	0	0	0		0		0
334	Meters and Meter Installations	0	0	0	0		0		0
335	Hydrants	0	0	0	0		0		0
336	Backflow Prevention Devices	0	0	0	0		0		0
339	Other Plant and Misc. Equipment	0	0	0	0		0		0
340	Office Furniture and Equipment	0	0	0	0		0		0
340.1	Computer & Software	0	0	0	0		0		0
341	Transportation Equipment	0	0	0	0		0		0
342	Stores Equipment	0	0	0	0		0		0
343	Tools, Shop and Garage Equipment	0	0	0	0		0		0
344	Laboratory Equipment	0	0	0	0		0		0
345	Power Operated Equipment	0	0	0	0		0		0
346	Communication Equipment	0	0	0	0		0		0
347	Miscellaneous Equipment	0	0	0	0		0		0
348	Other Tangible Plant	0	0	0	0		0		0
	Subtotal	\$14,673	\$0	\$0	\$14,673	\$0	\$0		\$0

Contribution(s) in Aid of Construction (Gross)
 Less: Non Amortizable Contribution(s)
 Fully Amortized Contribution(s)
 Amortizable Contribution(s) \$0
 Times: Proposed Amortization Rate
Amortization of CIAC

Less: Amortization of CIAC

DEPRECIATION EXPENSE

0
 Annual Report
 Balance Sheet Assets
 12/31/19

Balance Sheet Assets				
	Assets		Balance at Beginning of Year (2019)	Balance at End of Year (2019)
Account No.	Current and Accrued Assets			
131	Cash			
134	Working Funds			
135	Temporary Cash Investments			
141	Customer Accounts Receivable			
146	Notes Receivable from Associated Companies			
151	Plant Material and Supplies			
162	Prepayments			
174	Miscellaneous Current and Accrued Assets			
	Total Current and Accrued Assets		\$0	\$0
Account No.	Fixed Assets			
101	Utility Plant in Service*		\$14,673\$0	\$14,673 \$0
103	Property Held for Future Use			
105	Construction Work in Progress			
108	Accumulated Depreciation (enter as negative)*		(\$14,673)	(\$14,673) 0
121	Non-Utility Property			
122	Accumulated Depreciation - Non Utility			
	Total Fixed Assets		\$0	\$0
	Total Assets		\$0	\$0

*Note these items feed automatically from AR3 UPIS Page 4

0
Annual Report
Balance Sheet Liabilities and Owners Equity

Balance Sheet Liabilities and Owners Equity				
	Liabilities		Balance at Beginning of Year (2019)	Balance at End of Year (2019)
Account No.	Current Liabilities			
231	Accounts Payable			
232	Notes Payable (Current Portion)			
234	Notes Payable to Associated Companies			
235	Customer Deposits			
236	Accrued Taxes			
237	Accrued Interest			
242	Miscellaneous Current and Accrued Liabilities			
	Total Current Liabilities		\$0	\$0
	Long Term Debt			
224	Long Term Debt (Notes and Bonds)			
	Deferred Credits			
251	Unamortized Premium on Debt			
252	Advances in Aid of Construction			
255	Accumulated Deferred Investment Tax Credits			
271	Contributions in Aid of Construction			
272	Less: Amortization of Contributions			
281	Accumulated Deferred Income Tax			
	Total Deferred Credits		\$0	\$0
	Total Liabilites		\$0	\$0
	Capital Accounts			
201	Common Stock Issued			
211	Other Paid-In Capital			
215	Retained Earnings			
218	Proprietary Capital (Sole Props and Partnerships)			
	Total Capital		\$0	\$0
	Total Liabilities and Capital		\$0	\$0

Note: Total liabilities and Capital must match total assets for the beginning and end of the year!

Water Comparative Income Statement					
Account No.	Calendar Year	Current Year		Last Year	
		01/01/2019 - 12/31/2019		01/01/2018 - 12/31/2018	
	Operating Revenue				
461	Metered Water Revenue	\$1200		\$1200	
460	Unmetered Water Revenue				
462	Fire Protection Revenue				
469	Guaranteed Revenues (Surcharges)				
471	Miscellaneous Service Revenues				
474	Other Water Revenue	\$4212.95		\$5223	
	Total Revenues	\$5412.95	\$0	\$6423	\$0
	Operating Expenses				
601	Salaries and Wages				
604	Employee Pensions and Benefits				
610	Purchased Water				
615	Purchased Power	\$1831.56		\$2368.00	
618	Chemicals				
620	Materials and Supplies				
620.1	Repairs and Maintenance	\$1571.20			
620.2	Office Supplies and Expense				
630	Contractual Services				
631	Contractual Services - Engineering				
632	Contractual Services - Accounting				
633	Contractual Services - Legal				
634	Contractual Services - Management Fees				
635	Contractual Services - Water Testing	\$1230.00		\$1345	
636	Contractual Services - Other	\$25.00		\$1960	
640	Rents				
641	Rental of Building/Real Property				
642	Rental of Equipment				
650	Transportation Expenses				
657	Insurance - General Liability				
657.1	Insurance - Health and Life				
665	Regulatory Commission Expense - Rate				
670	Bad Debt Expense				
675	Miscellaneous Expense				
403	Depreciation Expense (From Schedule AR4)				
408	Taxes Other Than Income	\$74.93		\$88.00	
408.11	Property Taxes	\$680.26		\$708.00	
409	Income Taxes				
427.1	Customer Security Deposit Interest				
	Total Operating Expenses	\$5412.95	\$0	\$6423	\$0
	Operating Income / (Loss)		\$0		\$0
	Other Income / (Expense)				
419	Interest and Dividend Income				
421	Non-Utility Income				
426	Miscellaneous Non-Utility (Expense)				
427	Interest (Expense)				
	Total Other Income / (Expense)		\$0		\$0
	Net Income / (Loss)		\$0		\$0

0
Annual Report
Full time equivalent employees
12/31/19

Full time equivalent employees

	Direct Company	Allocated	Outside service	Total
President				0.0
Vice-president				0.0
Manager				0.0
Engineering Staff				0.0
System Operator(s)				0.0
Meter reader				0.0
Customer Service				0.0
Accounting				0.0
Business Office				0.0
Rates Department				0.0
Administrative Staff				0.0
Other				0.0
Total	0.0	0.0	0.0	0.0

Annual Report
 Supplemental Financial Data (Long-Term Debt)
 12/31/19

Supplemental Financial Data (Long-Term Debt)				
	Loan #1	Loan #2	Loan #3	Loan #4
Date Issued	NA			
Source of Loan				
ACC Decision No.				
Reason for Loan				
Dollar Amt. Issued				
Amount Outstanding				
Date of Maturity				
Interest Rate				
Current Year Interest				
Current Year Principal				

Meter Deposit Balance at Test Year End:	NA
---	----

Meter Deposits Refunded During the Test Year:	NA
---	----

List all bonds, notes, loans, and other types of indebtedness in which the proceeds were used in the provision of public utility service. Indebtedness incurred for personal uses by the owner of the utility should not be listed. Input 0 or none if there is nothing to report for that cell.

Well and Water Usage

Name of the System: Grandview Water Co., Inc.											
ADEQ Public Water System Number 609469											
ADWR PCC Number:											
Well registry 55# (55-XXXXXX):	Pump Horsepower	Pump Yield (gpm)	Casing Depth (feet)	Casing Diameter (inches)	Pump Motor Type **	Year Drilled	Water level 2010	Water level 2019	Meter Size (inches)	How measured:	Active
609469	3	35	225	16	Sub	1952			3	Metered	YES

Name of system water delivered to:	Grandview Water Co.,
ADWR PCC Number:	
Source of water delivered to another system	
Name of system water received from	
ADWR PCC Number:	
Source of water received	
Well registry 55# (55-XXXXXX):	

Month	Water withdrawn (gallons) ¹	Water sold (gallons) ²	Water delivered (sold) to other systems (gallons) ³	Water received (purchased) from other systems (gallons) ⁴	Estimated authorized use (gallons) ⁵	Purchased Power Expense ⁶	Purchased Power (kWh) ⁷
January	359,700	359,700				\$138.01	784
February	337,600	337,600				\$151.78	901
March	286,800	286,800				\$120.72	635
April	377,000	377,000				\$131.48	761
May	403,500	403,500				\$144.03	908
June	535,000	535,000				\$177.24	1289
July	543,000	543,000				\$170.91	1174
August	523,700	523,700				\$184.24	1299
September	489,600	489,600				\$153.27	1051
October	484,600	484,600				\$159.20	1109
November	475,600	475,600				\$166.16	1149
December	237,500	237,500				\$134.52	839
Totals	5,054,400	5,054,400	0.00	0.00	0.00	\$0	0

5,054,400 5,054,400 \$1831.56 11,899 KWH

If applicable, in the space below please provide a description for all un-metered water use along with amounts:

NA

1 Water withdrawn - Total gallons of water withdrawn from pumped sources.
 2 Water sold - Total gallons from customer meters, and other sales such as construction water.
 3 Water delivered (sold) to other systems - Total gallons of water delivered to other systems.
 4 Water received (purchased) from other systems - Total gallons of water purchased/received from other systems.
 5 Estimated authorized use - Total estimated gallons from authorized metered or unmetered use. Authorized uses such as flushing (mains, services and hydrants) draining/cleaning tanks, process, construction fire fighting, etc. Non-authorized use (real losses) are service line breaks and leaks, water main breaks, meter inaccuracies and theft.
 6 Enter the total purchased power costs for the power meters associated with this system.
 7 Enter the total purchased kWh used by the power meters associated with this system.

Water Utility Plant Description	
Name of the System:	0 Grandview Water Co., Inc.
ADEQ Public Water System Number:	609469
ADWR PCC Number:	

MAINS		
Sizes (inches)	Material	Length (feet)
2.00		1,665
3.00		1,665
4.00		5,295

CUSTOMER METERS			
Size (inches)	Quantity	Percent over 1,00,000 gallons	Percent over 10 years old

SERVICE LINES		
Material	Percent of system	Year installed

BOOSTER PUMPS		
Horsepower	GPM	Quantity
5		1

FIRE HYDRANTS	
Type	Quantity
Standard *	5
Other	

STORAGE TANKS			
Capacity (gallons)	Material	Quantity	Year installed
10,000		1	

PRESSURE/BLADDER TANKS			
Capacity (gallons)	Material	Quantity	Year installed
2,000		1	

* A standard fire hydrant has two 2.5 inch hose connection nozzles with 7.5 threads per inch, and one 4.5 inch pumper connection nozzle with 4 threads per inch.

Water Utility Plant Description (Continued)
--

For the following three items, list the utility owned assets in each category for each system.

TREATMENT EQUIPMENT:	NA
-----------------------------	----

STRUCTURES:	NA
--------------------	----

OTHER:	
---------------	--

Provide a calculation used to determine the value of one water equivalent residential connection (ERC).

Use one of the following methods:

- (a) If actual flow data are available from the preceding 12 months, divide the total annual single family residence (SFR) gallons sold by the average number of single family residence customers for the same period and divide the result by 365
- (b) If no historical flow data are available, use:

$$ERC = (\text{Total SFR gallons sold (Omit 000)} / 365 \text{ days} / 350 \text{ gallons per day})$$

ERC	692
Method used:	a

Customer and Other Information	
Name of the System:	0 Grandview Water Co., Inc
ADEQ Public Water System Number:	609469
ADWR PCC Number:	

Month	Number of Customers				
	Single-Family	Multi-Family	Commercial	Turf/Irrigation	Other Non-Residential
January	20				
February	20				
March	20				
April	20				
May	20				
June	20				
July	20				
August	20				
September	20				
October	20				
November	20				
December	20				

If the system has fire hydrants, what is the fire flow requirements? GPM for hrs.

Does the system have chlorination treatment?

Does the Company have an ADWR Gallons Per Capita Per Day (GPCPD) requirement?

If yes, provide the GPCPD amount:

Is the Water Utility located in an ADWR Active Management Area (AMA)?
 If yes, which AMA?

What is the present system connection capacity (in ERCs *) using existing lines?

What is the future system connection capacity (in ERCs *) upon service area buildout?

Describe any plans and estimated completion dates for any enlargements or improvements of this system.

Replacement of Booster Pump Motor - March 2019

* an ERC is based on the calculation on the bottom of AR9 page 12.

0

Annual Report
 Utility Shutoffs / Disconnects
 12/31/19

Utility Shutoffs / Disconnects	
Name of the System:	0 Grandview Water Co., Inc.
ADEQ Public Water System Number:	609469
ADWR PCC Number:	

Month	Termination without Notice R14-2-410.B	Termination with Notice R14-2-410.C	Other
January	N/A		
February			
March			
April			
May			
June			
July			
August			
September			
October			
November			
December			
Total	0	0	0

Other (description):

NA

Instructions: Fill out the Grey Cells with the relevent information. Input 0 or none if there is nothing recorded in that account or there is no applicable information to report.

0

Annual Report
Property Taxes
12/31/19

Property Taxes

Amount of actual property taxes paid during Calendar Year 2019 was

680.26

If no property taxes paid, explain why.

Instructions: Fill out the Grey Cells with the relevant information. Input 0 or none if there is nothing recorded in that account or there is no applicable information to report.

Verification and Sworn Statement (Taxes)

Verification: State of Arizona I, the undersigned of the
(state name)

County of (county name): Maricopa
Name (owner or official) title: Talisa Umfress, Treasurer
Company name: Grandview Water Co., Inc.

DO SAY THAT THIS ANNUAL UTILITY PROPERTY TAX AND SALES TAX REPORT TO THE ARIZONA CORPORATION COMMISSION.

FOR THE YEAR ENDING: 12/31/19

HAS BEEN PREPARED UNDER MY DIRECTION, FROM THE ORIGINAL BOOKS, PAPERS AND RECORDS OF SAID UTILITY; THAT I HAVE CAREFULLY EXAMINED THE SAME, AND DECLARE THE SAME TO BE A COMPLETE AND CORRECT STATEMENT OF BUSINESS AND AFFAIRS OF SAID UTILITY FOR THE PERIOD COVERED BY THIS REPORT IN RESPECT TO EACH AND EVERY MATTER AND THING SET FORTH, TO THE BEST OF MY KNOWLEDGE, INFORMATION AND BELIEF.

Sworn Statement:

**RECEIVED
BY EMAIL**
5/04/2020, 08:39 AM
ARIZONA CORPORATION COMMISSION
UTILITIES DIVISION

Talisa Umfress
signature of owner/official

602-469-6253
telephone no.

SUBSCRIBED AND SWORN TO BEFORE ME A NOTARY PUBLIC
IN AND FOR THE COUNTY

THIS

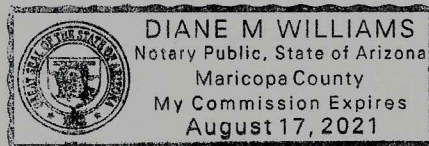
18th

DAY OF

Maricopa
(county name)
April 2020
(month) and (year)

MY COMMISSION EXPIRES

August 17, 2021
(date)



Diane M Williams
(signature of notary public)

Verification and Sworn Statement

Verification:

State of Arizona 0 I, the undersigned of the
(state name)
County of (county name): 0 Maricopa
Name (owner or official) title: 0 Talisa Umfress
Company name: 0 Grandview Water Co., Inc.

DO SAY THAT THIS ANNUAL UTILITY PROPERTY TAX AND SALES TAX REPORT TO THE ARIZONA CORPORATION COMMISSION.

FOR THE YEAR ENDING: 12/31/19

HAS BEEN PREPARED UNDER MY DIRECTION, FROM THE ORIGINAL BOOKS, PAPERS AND RECORDS OF SAID UTILITY; THAT I HAVE CAREFULLY EXAMINED THE SAME, AND DECLARE THE SAME TO BE A COMPLETE AND CORRECT STATEMENT OF BUSINESS AND AFFAIRS OF SAID UTILITY FOR THE PERIOD COVERED BY THIS REPORT IN RESPECT TO EACH AND EVERY MATTER AND THING SET FORTH, TO THE BEST OF MY KNOWLEDGE, INFORMATION AND BELIEF.

Sworn Statement: IN ACCORDANCE WITH THE REQUIREMENTS OF TITLE 40, ARTICLE 8, SECTION 40-401, ARIZONA REVISED STATUTES, IT IS HEREIN REPORTED THAT THE GROSS OPERATING REVENUE OF SAID UTILITY DERIVED FROM ARIZONA INTRASTATE UTILITY OPERATIONS DURING THE CALENDAR YEAR WAS:

Arizona Intrastate Gross Operating Revenues Only (\$)

\$5412.95

(The amount in the box above includes

\$75

in sales taxes

billed or collected)

RECEIVED
BY EMAIL

5/04/2020, 08:39 AM

ARIZONA CORPORATION COMMISSION
UTILITIES DIVISION

Talisa Umfress

signature of owner/official

602-469-6258

telephone no.

SUBSCRIBED AND SWORN TO BEFORE ME A NOTARY PUBLIC
IN AND FOR THE COUNTY

THIS

18th

DAY OF

Maricopa

(county name)

April 2020

(month) and (year)

MY COMMISSION EXPIRES

August 17, 2021

(date)



Diane M Williams
(signature of notary public)

Annual Report
Verification and Sworn Statement (Residential Revenue)
12/31/19

Verification and Sworn Statement (Residential Revenue)

Verification:

State of Arizona 0 I, the undersigned of the
(state name)

County of (county name): 0 Maricopa
Name (owner or official) title: 0 Talisa Umfress, Treasurer
Company name: 0 Grandview Water Co., Inc.

DO SAY THAT THIS ANNUAL UTILITY PROPERTY TAX AND SALES TAX REPORT TO THE ARIZONA CORPORATION COMMISSION.

FOR THE YEAR ENDING: 12/31/19

HAS BEEN PREPARED UNDER MY DIRECTION, FROM THE ORIGINAL BOOKS, PAPERS AND RECORDS OF SAID UTILITY; THAT I HAVE CAREFULLY EXAMINED THE SAME, AND DECLARE THE SAME TO BE A COMPLETE AND CORRECT STATEMENT OF BUSINESS AND AFFAIRS OF SAID UTILITY FOR THE PERIOD COVERED BY THIS REPORT IN RESPECT TO EACH AND EVERY MATTER AND THING SET FORTH, TO THE BEST OF MY KNOWLEDGE, INFORMATION AND BELIEF.

Sworn Statement: IN ACCORDANCE WITH THE REQUIREMENTS OF TITLE 40, ARTICLE 8, SECTION 40-401, ARIZONA REVISED STATUTES, IT IS HEREIN REPORTED THAT THE GROSS OPERATING REVENUE OF SAID UTILITY DERIVED FROM ARIZONA INTRASTATE UTILITY OPERATIONS RECEIVED FROM RESIDENTIAL CUSTOMERS DURING THE CALENDAR YEAR WAS:

Arizona Intrastate Gross Operating Revenues Only (\$)

RECEIVED
BY EMAIL

5/04/2020, 08:39 AM
ARIZONA CORPORATION COMMISSION
UTILITIES DIVISION

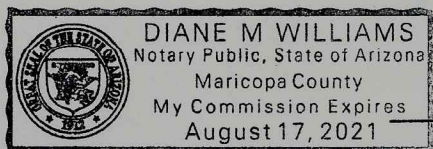
\$5412.95
(The amount in the box above includes
\$75 in sales taxes
billed or collected)

Talisa Umfress
signature of owner/official
602-469-6253
telephone no.

SUBSCRIBED AND SWORN TO BEFORE ME A NOTARY PUBLIC
IN AND FOR THE COUNTY Maricopa
(county name)

THIS 18th DAY OF April 2020
(month) and (year)

MY COMMISSION EXPIRES August 17, 2021
(date)
Diane M Williams
(signature of notary public)



Full Gross-up Method for Income Tax Statement of Certification

Verification:

State of Arizona 0 I, the undersigned of the
(state name)

County of (county name): 0 Maricopa
Name (owner or official) title: 0 Talisa Umfress, Treasurer
Company name: 0 Grandview Water Co.,

FOR THE YEAR ENDING: 12/31/19

Sworn Statement:

IN ACCORDANCE WITH THE REQUIREMENTS OF DECISION NO. 77084, BECAUSE THE UTILITY REQUIRES THE GROSS UP OF ADVANCES AND CONTRIBUTIONS, I HEREBY STATE THAT THE UTILITY HAS NOT INCURRED NOR IS EXPECTED TO INCUR A NET INCREASE IN CURRENT INCOME TAX EXPENSE OR A DECREASE IN DEFERRED TAX ASSET FOR A CARRY FORWARD ACCORDING TO GAAP IN AN AMOUNT EQUAL TO OR GREATER THAN THE AMOUNT OF THE REQUIRED GROSS UP PAID BY DEVELOPERS IN THE PERIOD COVERED BY THIS ANNUAL REPORT.

**RECEIVED
BY EMAIL**

5/04/2020, 08:39 AM
ARIZONA CORPORATION COMMISSION
UTILITIES DIVISION

Talisa Umfress
signature of owner/official

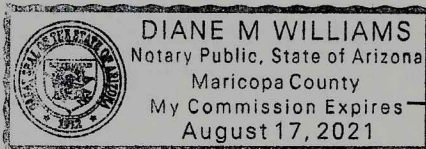
602-469-6253
telephone no.

SUBSCRIBED AND SWORN TO BEFORE ME A NOTARY PUBLIC
IN AND FOR THE COUNTY

Maricopa
(county name)

THIS 18th DAY OF April 2020
(month) and (year)

MY COMMISSION EXPIRES August 17, 2021
(date)



Diane M Williams
(signature of notary public)

Grandview Water Co., Inc
Statement of Income and Expenses
For the Twelve Months Ending December 31, 2019

Revenues	Year to Date
Water Fees Received	\$ 1,200.00
Transfer from Club	<u>\$ 4,212.95</u>
Total Revenues	<u>\$ 5,412.95</u>
Expenses	
Arizona Blue Stake	\$ 25.00
Operating Engineer / Water Samples and Testing	\$ 1,230.00
Property Taxes Well	\$ 680.26
Electricity	\$ 1,831.56
Sales Tax	\$ 74.93
Well Booster Pump Motor Replacement	\$ 1,571.20
Total Expenses	<u>\$ 5,412.95</u>
Net Income	<u>\$ -</u>