

ANNUAL REPORT

Of

Company Name: Goodman Water Company

PO Box 85160

Mailing Address:

Tucson AZ
85754

Docket No.: W-02500A

For the Year Ended: 12/31/20

**RECEIVED
BY EMAIL**

04/11/2021, 3:09 PM

**ARIZONA CORPORATION COMMISSION
UTILITIES DIVISION**

WATER UTILITY

To

Arizona Corporation Commission

Due on April 15th

Email: Util-Compliance@azcc.gov, mail or deliver the completed Annual Report to:

Arizona Corporation Commission
Compliance Section - Utilities Division
1200 West Washington Street
Phoenix, Arizona 85007

Application Type: Original Filing

Application Date: 4/13/2021

ARIZONA CORPORATION COMMISSION
WATER UTILITY ANNUAL REPORT
Goodman Water Company
A Class Utility

For the Calendar Year Ended: 12/31/20

Primary Address:
City: State: Zip Code:

Telephone Number:

Date of Original Organization of Utility:

Person to whom correspondence should be addressed concerning this report:

Name:
Telephone No. :
Address:
City: State: Zip Code:
Email:

Name:
Telephone No. :
Address:
City: State: Zip Code:
Email:

Name:
Telephone No. :
Address:
City: State: Zip Code:
Email:

Name:
Telephone No. :
Address:
City: State: Zip Code:
Email:

Name:
Telephone No. :
Address:
City: State: Zip Code:
Email:

Ownership:

Counties Served:

Important changes during the year	
--	--

No	For those companies not subject to the affiliated interest rules, has there been a change in ownership or direct control during the year?
	If yes, please provide specific details in the box below.

No	Has the company been notified by any other regulatory authorities during the year, that they are out of compliance?
	If yes, please provide specific details in the box below.

Utility Plant in Service (Water)							
Account No.	Description	Beginning Year Original Cost	Current Year Additions	Current Year Retirements	Adjusted Original Cost	Accumulated Depreciation	OCLD (OC less AD)
301	Organization	\$0			\$0		\$0
302	Franchises	127,103			127,103		127,103
303	Land and Land Rights	494,159			494,159		494,159
304	Structures and Improvements	182,570			182,570	79,747	102,823
305	Collecting & Improving Reservoirs				0		0
306	Lake, River, Canal Intakes				0		0
307	Wells and Springs	428,888			428,888	221,457	207,431
308	Infiltration Galleries				0		0
309	Supply Mains				0		0
310	Power Generation Equipment				0		0
311	Pumping Equipment	1,066,299	1,456		1,067,755	1,033,333	34,422
320	Water Treatment Equipment				0		0
320.1	Water Treatment Plants				0		0
320.2	Solution Chemical Feeders	16,535	1,230		17,765	16,658	1,107
320.3	Point-of-Use Treatment Devices				0		0
330	Distribution Reservoirs and Standpipes				0		0
330.1	Storage Tanks	902,367			902,367	282,132	620,235
330.2	Pressure Tanks	6,230			6,230	1,090	5,140
331	Transmission and Distribution Mains	1,953,531			1,953,531	535,934	1,417,597
333	Services	410,168			410,168	188,272	221,896
334	Meters and Meter Installations	351,689	3,125		354,814	186,935	167,879
335	Hydrants	176,852			176,852	51,564	125,288
336	Backflow Prevention Devices				0		0
339	Other Plant and Misc. Equipment	187,582			187,582	187,582	0
340	Office Furniture and Equipment				0		0
340.1	Computer & Software				0		0
341	Transportation Equipment				0		0
342	Stores Equipment				0		0
343	Tools, Shop and Garage Equipment				0		0
344	Laboratory Equipment				0		0
345	Power Operated Equipment				0		0
346	Communication Equipment	78,969	374		79,343	27,002	52,341
347	Miscellaneous Equipment				0		0
348	Other Tangible Plant				0		0
	Totals	\$6,382,942	\$6,185	\$0	\$6,389,127	\$2,811,706	\$3,577,421

Goodman Water Company
Annual Report
Depreciation Expense for the Current Year (Water)
12/31/20

Depreciation Expense for the Current Year (Water)									
Account No.	Description	Beginning Year Original Cost	Current Year Additions	Current Year Retirements	Adjusted Original Cost	Fully Depreciated/Non-depreciable Plant	Depreciable Plant	Depreciation Percentages	Depreciation Expense
301	Organization	\$0	\$0	\$0	\$0		\$0		\$0
302	Franchises	127,103	0	0	127,103	127,103	0		0
303	Land and Land Rights	494,159	0	0	494,159	494,159	0		0
304	Structures and Improvements	182,570	0	0	182,570		182,570	3.33%	6,080
305	Collecting & Improving Reservoirs	0	0	0	0		0		0
306	Lake, River, Canal Intakes	0	0	0	0		0		0
307	Wells and Springs	428,888	0	0	428,888		428,888	3.33%	14,282
308	Infiltration Galleries	0	0	0	0		0		0
309	Supply Mains	0	0	0	0		0		0
310	Power Generation Equipment	0	0	0	0		0		0
311	Pumping Equipment	1,066,299	1,456	0	1,067,755	978,428	89,327	12.50%	11,075
320	Water Treatment Equipment	0	0	0	0		0		0
320.1	Water Treatment Plants	0	0	0	0		0		0
320.2	Solution Chemical Feeders	16,535	1,230	0	17,765	16,534	1,231	20.00%	123
320.3	Point-of-Use Treatment Devices	0	0	0	0		0		0
330	Distribution Reservoirs and Standpipes	0	0	0	0		0		0
330.1	Storage Tanks	902,367	0	0	902,367		902,367	2.22%	20,033
330.2	Pressure Tanks	6,230	0	0	6,230		6,230	5.00%	312
331	Transmission and Distribution Mains	1,953,531	0	0	1,953,531		1,953,531	2.00%	39,071
333	Services	410,168	0	0	410,168		410,168	3.33%	13,659
334	Meters and Meter Installations	351,689	3,125	0	354,814	86,410	268,404	8.33%	23,424
335	Hydrants	176,852	0	0	176,852		176,852	2.00%	3,537
336	Backflow Prevention Devices	0	0	0	0		0		0
339	Other Plant and Misc. Equipment	187,582	0	0	187,582	187,582	0	6.67%	8,236
340	Office Furniture and Equipment	0	0	0	0		0		0
340.1	Computer & Software	0	0	0	0		0		0
341	Transportation Equipment	0	0	0	0		0		0
342	Stores Equipment	0	0	0	0		0		0
343	Tools, Shop and Garage Equipment	0	0	0	0		0		0
344	Laboratory Equipment	0	0	0	0		0		0
345	Power Operated Equipment	0	0	0	0		0		0
346	Communication Equipment	78,969	374	0	79,343		79,343	10.00%	9,394
347	Miscellaneous Equipment	0	0	0	0		0		0
348	Other Tangible Plant	0	0	0	0		0		0
	Subtotal	\$6,382,942	\$6,185	\$0	\$6,389,127	\$1,890,216	\$4,498,911		\$149,223

Contribution(s) in Aid of Construction (Gross) \$0
Less: Non Amortizable Contribution(s) 0
Fully Amortized Contribution(s) 0
Amortizable Contribution(s) \$0
Times: Proposed Amortization Rate 3.32%
Amortization of CIAC \$0

Less: Amortization of CIAC \$0

DEPRECIATION EXPENSE \$149,223

Goodman Water Company
Annual Report
Balance Sheet Assets
12/31/20

Balance Sheet Assets				
	Assets		Balance at Beginning of Year (2020)	Balance at End of Year (2020)
Account No.	Current and Accrued Assets			
131	Cash		\$136,336	\$218,482
134	Working Funds			
135	Temporary Cash Investments			
141	Customer Accounts Receivable		4,241	1,221
146	Notes Receivable from Associated Companies			
151	Plant Material and Supplies			
162	Prepayments		1,160	35,574
174	Miscellaneous Current and Accrued Assets		100	100
	Total Current and Accrued Assets		\$141,837	\$255,377
Account No.	Fixed Assets			
101	Utility Plant in Service*		\$6,382,942	\$6,389,127
103	Property Held for Future Use			
105	Construction Work in Progress			
108	Accumulated Depreciation (enter as negative)*		(2,662,482)	(2,811,706)
121	Non-Utility Property			
122	Accumulated Depreciation - Non Utility			
	Total Fixed Assets		\$3,720,460	\$3,577,421
	Total Assets		\$3,862,297	\$3,832,798

*Note these items feed automatically from AR3 UPIS Page 4

Goodman Water Company
Annual Report
Balance Sheet Liabilities and Owners Equity

Balance Sheet Liabilities and Owners Equity				
	Liabilities		Balance at Beginning of Year (2020)	Balance at End of Year (2020)
Account No.	Current Liabilities			
231	Accounts Payable		\$7,427	\$22,249
232	Notes Payable (Current Portion)			
234	Notes Payable to Associated Companies			
235	Customer Deposits		87,286	93,660
236	Accrued Taxes		8,706	6,055
237	Accrued Interest			
242	Miscellaneous Current and Accrued Liabilities			
	Total Current Liabilities		\$103,419	\$121,964
	Long Term Debt			
224	Long Term Debt (Notes and Bonds)		\$322,614	\$294,016
	Deferred Credits			
251	Unamortized Premium on Debt		\$0	\$0
252	Advances in Aid of Construction		2,029,316	1,943,278
255	Accumulated Deferred Investment Tax Credits			
271	Contributions in Aid of Construction			
272	Less: Amortization of Contributions			
281	Accumulated Deferred Income Tax			
	Total Deferred Credits		\$2,029,316	\$1,943,278
	Total Liabilities		\$2,455,349	\$2,359,258
	Capital Accounts			
201	Common Stock Issued		\$113	\$113
211	Other Paid-In Capital		2,284,174	2,284,174
215	Retained Earnings		(877,339)	(810,747)
218	Proprietary Capital (Sole Props and Partnerships)			
	Total Capital		\$1,406,948	\$1,473,540
	Total Liabilities and Capital		\$3,862,297	\$3,832,798

Note: Total liabilities and Capital must match total assets for the beginning and end of the year!

Goodman Water Company
Annual Report
Water Comparative Income Statement
12/31/20

Water Comparative Income Statement			
Account No.	Calendar Year	Current Year 01/01/2020 - 12/31/2020	Last Year 01/01/2019 - 12/31/2019
	Operating Revenue		
461	Metered Water Revenue	\$1,077,156	\$1,028,588
460	Unmetered Water Revenue		
462	Fire Protection Revenue		
469	Guaranteed Revenues (Surcharges)		
471	Miscellaneous Service Revenues	2,058	
474	Other Water Revenue	8,649	13,777
	Total Revenues	\$1,087,863	\$1,042,365
	Operating Expenses		
601	Salaries and Wages	\$0	\$0
604	Employee Pensions and Benefits		
610	Purchased Water		
615	Purchased Power	32,440	30,540
618	Chemicals	2,501	
620	Materials and Supplies		3,578
620.1	Repairs and Maintenance	4,284	7,927
620.2	Office Supplies and Expense	22,942	21,005
630	Contractual Services	105,276	105,708
631	Contractual Services - Engineering		
632	Contractual Services - Accounting	5,100	6,800
633	Contractual Services - Legal		
634	Contractual Services - Management Fees	210,000	210,000
635	Contractual Services - Water Testing	1,524	2,659
636	Contractual Services - Other	305	4,952
640	Rents		
641	Rental of Building/Real Property		
642	Rental of Equipment		
650	Transportation Expenses	2,620	3,612
657	Insurance - General Liability	6,948	7,983
657.1	Insurance - Health and Life		
665	Regulatory Commission Expense - Rate		
670	Bad Debt Expense		
675	Miscellaneous Expense	1,294	2,269
403	Depreciation Expense (From Schedule AR4)	149,223	157,126
408	Taxes Other Than Income		
408.11	Property Taxes	10,989	41,401
409	Income Taxes	117,600	117,490
427.1	Customer Security Deposit Interest	2,053	2,148
	Total Operating Expenses	\$675,099	\$725,198
	Operating Income / (Loss)	\$412,764	\$317,167
	Other Income / (Expense)		
419	Interest and Dividend Income	\$195	\$134
421	Non-Utility Income	601	2,799
426	Miscellaneous Non-Utility (Expense)	(275,859)	
427	Interest (Expense)	(26,325)	(28,648)
	Total Other Income / (Expense)	(\$301,388)	(\$25,715)
	Net Income / (Loss)	\$111,376	\$291,452

Full time equivalent employees

	Direct Company	Allocated	Outside service	Total
President				0.0
Vice-president				0.0
Manager				0.0
Engineering Staff				0.0
System Operator(s)			difficult to	0.0
Meter reader			determine	0.0
Customer Service				0.0
Accounting				0.0
Business Office				0.0
Rates Department				0.0
Administrative Staff				0.0
Other				0.0
Total	0.0	0.0	0.0	0.0

Supplemental Financial Data (Long-Term Debt)				
	Loan #1	Loan #2	Loan #3	Loan #4
Date Issued	2/18/2008			
Source of Loan	EC Development			
ACC Decision No.	56118			
Reason for Loan	Expansion			
Dollar Amt. Issued	\$527,400			
Amount Outstanding	\$294,016			
Date of Maturity	2/18/2028			
Interest Rate	8.50%			
Current Year Interest	\$26,325			
Current Year Principal	\$28,598			

Meter Deposit Balance at Test Year End:	\$82,919
---	----------

Meter Deposits Refunded During the Test Year:	\$15,360
---	----------

List all bonds, notes, loans, and other types of indebtedness in which the proceeds were used in the provision of public utility service. Indebtedness incurred for personal uses by the owner of the utility should not be listed. Input 0 or none if there is nothing to report for that cell.

Well and Water Usage

Name of the System:												GOODMAN WATER COMPANY											
ADEQ Public Water System Number:						AZ0411130																	
ADWR PCC Number:						91-000561.0000																	
Well registry 55# (55-XXXXXX):	Pump Horsepower	Pump Yield (gpm)	Casing Depth (feet)	Casing Diameter (inches)	Pump Motor Type **	Year Drilled	Water level 2010	Water level 2020	Meter Size (inches)	How measured:	Active												
55-610541	75	550	700	12	turbine	1982	210	300	8	Metered	Yes												
55-595228	100	800	618	16	turbine	2004	210	300	8	Metered	Yes												

Name of system water delivered to: _____
 ADWR PCC Number: _____ N/A
 Source of water delivered to another system: _____

Name of system water received from: _____
 ADWR PCC Number: _____ N/A
 Source of water received: _____

Well registry 55# (55-XXXXXX): _____

Month	Water withdrawn (gallons) ¹	Water sold (gallons) ²	Water delivered (sold) to other systems (gallons) ³	Water received (purchased) from other systems (gallons) ⁴	Estimated authorized use (gallons) ⁵	Purchased Power Expense ⁶	Purchased Power (kWh) ⁷
January	4,275,500.00	3,972,690.00	0.00	0.00	0.00	\$2,413	18,520
February	4,897,500.00	4,488,345.00	0.00	0.00	0.00	2,257	16,670
March	4,384,500.00	3,965,130.00	0.00	0.00	0.00	2,194	16,435
April	5,579,500.00	5,202,260.00	0.00	0.00	0.00	2,346	17,676
May	5,487,000.00	5,043,820.00	0.00	0.00	0.00	2,854	23,164
June	6,211,000.00	5,710,800.00	0.00	0.00	0.00	3,077	25,337
July	7,412,000.00	6,934,480.00	0.00	0.00	0.00	2,895	24,216
August	6,154,000.00	5,741,630.00	0.00	0.00	0.00	3,260	29,246
September	5,873,000.00	5,403,020.00	0.00	0.00	0.00	2,775	21,325
October	5,440,500.00	6,331,390.00	0.00	0.00	0.00	2,842	23,781
November	6,978,500.00	5,164,200.00	0.00	0.00	0.00	2,911	24,428
December	4,842,000.00	4,504,420.00	0.00	0.00	0.00	2,616	18,836
Totals	67,535,000.00	62,462,185.00	0.00	0.00	0.00	\$32,440	259,634

If applicable, in the space below please provide a description for all un-metered water use along with amounts:

¹ Water withdrawn - Total gallons of water withdrawn from pumped sources.
² Water sold - Total gallons from customer meters, and other sales such as construction water.
³ Water delivered (sold) to other systems - Total gallons of water delivered to other systems.
⁴ Water received (purchased) from other systems - Total gallons of water purchased/received from other systems.
⁵ Estimated authorized use - Total estimated gallons from authorized metered or unmetered use. Authorized uses such as flushing (mains, services and hydrants) draining/cleaning tanks, process, construction, fire fighting, etc. Non-authorized use (real losses) are service line breaks and leaks, water main breaks, meter inaccuracies and theft.
⁶ Enter the total purchased power costs for the power meters associated with this system.
⁷ Enter the total purchased kWh used by the power meters associated with this system.

Water Utility Plant Description			
Name of the System:	GOODMAN WATER COMPANY		
ADEQ Public Water System Number:	AZ0411130		
ADWR PCC Number:	91-000561.0000		

MAINS		
Sizes (inches)	Material	Length (feet)
3.00	PVC	950
4.00	PVC	153
6.00	PVC	4,310
6.00	DIP/ACP	57
8.00	PVC	22,169
8.00	DIP/ACP	661
12.00	PVC	17,835

CUSTOMER METERS			
Size (inches)	Quantity	Percent over 1,000,000 gallons	Percent over 10 years old
5/8 X 3/4	589	0%	5%
0.75	366	0%	28%
1	6	33%	17%
1.5	2	0%	50%
Compound 2	6	83%	50%
Compound 3	3	66%	66%

SERVICE LINES			
Material	Percent of system	Year installed	
Copper	100%	all btw	
		1997	
		and	
		2018	

BOOSTER PUMPS			
Horsepower	GPM	Quantity	
5	50	2	
10	120	1	
20	350	3	
30	400	2	
40	600	2	
50	900	2	
75	1,400	1	

FIRE HYDRANTS	
Type	Quantity
Standard *	76
Other	0

STORAGE TANKS			
Capacity (gallons)	Material	Quantity	Year installed
400,000	Steel	1	2001
530,000	Steel	1	2008

PRESSURE/BLADDER TANKS			
Capacity (gallons)	Material	Quantity	Year installed
5,000	Steel	1	mid 90's
5,000	Steel	4	2007

* A standard fire hydrant has two 2.5 inch hose connection nozzles with 7.5 threads per inch, and one 4.5 inch pumper connection nozzle with 4 threads per inch.

Water Utility Plant Description (Continued)
--

For the following three items, list the utility owned assets in each category for each system.

TREATMENT EQUIPMENT:	Tablet chlorination unit, liquid chlorination unit
STRUCTURES:	Block wall fencing around all well sites, 12 x 15 foot storage building
OTHER:	SCADA system and motion detectors at all sites

Provide a calculation used to determine the value of one water equivalent residential connection (ERC).

Use one of the following methods:

- (a) If actual flow data are available from the preceding 12 months, divide the total annual single family residence (SFR) gallons sold by the average number of single family residence customers for the same period and divide the result by 365
- (b) If no historical flow data are available, use:

$$ERC = (\text{Total SFR gallons sold (Omit 000)} / 365 \text{ days} / 350 \text{ gallons per day})$$

ERC	180
Method used:	(a)

Customer and Other Information	
Name of the System:	GOODMAN WATER COMPANY
ADEQ Public Water System Number:	AZ0411130
ADWR PCC Number:	91-000561.0000

Month	Number of Customers				
	Single-Family	Multi-Family	Commercial	Turf/Irrigation	Other Non-Residential
January	952	0	1	3	0
February	954	0	1	3	0
March	952	0	1	3	0
April	953	0	1	3	0
May	950	0	1	3	0
June	948	0	1	3	0
July	952	0	1	3	1
August	953	0	1	3	1
September	955	0	1	3	1
October	958	0	1	3	1
November	962	0	1	3	1
December	954	0	1	3	1

If the system has fire hydrants, what is the fire flow requirements? GPM for hrs.

Does the system have chlorination treatment?

Does the Company have an ADWR Gallons Per Capita Per Day (GCPCPD) requirement?
 If yes, provide the GCPCPD amount:

Is the Water Utility located in an ADWR Active Management Area (AMA)?
 If yes, which AMA?

What is the present system connection capacity (in ERCs *) using existing lines?

What is the future system connection capacity (in ERCs *) upon service area buildout?

Describe any plans and estimated completion dates for any enlargements or improvements of this system.

* an ERC is based on the calculation on the bottom of AR9 page 12.

Goodman Water Company
 Annual Report
 Utility Shutoffs / Disconnects
 12/31/20

Utility Shutoffs / Disconnects	
Name of the System:	GOODMAN WATER COMPANY
ADEQ Public Water System Number:	AZ0411130
ADWR PCC Number:	91-000561.0000

Month	Termination without Notice R14-2-410.B	Termination with Notice R14-2-410.C	Other
January	0	0	0
February	0	0	0
March	0	0	0
April	0	0	0
May	0	0	0
June	0	0	0
July	0	0	0
August	0	0	0
September	0	0	0
October	0	0	0
November	0	0	0
December	0	0	0
Total	0	0	0

Other (description):

N/A

Instructions: Fill out the Grey Cells with the relevent information. Input 0 or none if there is nothing recorded in that account or there is no applicable information to report.

Property Taxes

Amount of actual property taxes paid during Calendar Year 2020 was

\$42,680

If no property taxes paid, explain why.

NA

Instructions: Fill out the Grey Cells with the relevant information. Input 0 or none if there is nothing recorded in that account or there is no applicable information to report.

Verification and Sworn Statement (Taxes)

Verification: State of Arizona I, the undersigned of the
(state name)

County of (county name): Pima
Name (owner or official) title: Dorinda Chacon, Manager
Company name: Goodman Water Company

DO SAY THAT THIS ANNUAL UTILITY PROPERTY TAX AND SALES TAX REPORT TO THE ARIZONA CORPORATION COMMISSION.

FOR THE YEAR ENDING: 12/31/20

HAS BEEN PREPARED UNDER MY DIRECTION, FROM THE ORIGINAL BOOKS, PAPERS AND RECORDS OF SAID UTILITY; THAT I HAVE CAREFULLY EXAMINED THE SAME, AND DECLARE THE SAME TO BE A COMPLETE AND CORRECT STATEMENT OF BUSINESS AND AFFAIRS OF SAID UTILITY FOR THE PERIOD COVERED BY THIS REPORT IN RESPECT TO EACH AND EVERY MATTER AND THING SET FORTH, TO THE BEST OF MY KNOWLEDGE, INFORMATION AND BELIEF.

Sworn Statement: I HEREBY ATTEST THAT ALL PROPERTY TAXES FOR SAID COMPANY ARE CURRENT AND PAID IN FULL.

I HEREBY ATTEST THAT ALL SALES TAXES FOR SAID COMPANY ARE CURRENT AND PAID IN FULL.

Dorinda Chacon

signature of owner/official

(520) 623-5172

telephone no.

SUBSCRIBED AND SWORN TO BEFORE ME A NOTARY PUBLIC
IN AND FOR THE COUNTY

THIS


7th

DAY OF

Pima
(county name)
April 2021
(month) and (year)

MY COMMISSION EXPIRES

9-01-2023
(date)



Patrice A. Bayers
(signature of notary public)

Verification and Sworn Statement

Verification:

State of Arizona I, the undersigned of the
(state name)
County of (county name): Pima
Name (owner or official) title: Dorinda Chacon, Manager
Company name: Goodman Water Company

DO SAY THAT THIS ANNUAL UTILITY PROPERTY TAX AND SALES TAX REPORT TO THE ARIZONA CORPORATION COMMISSION.

FOR THE YEAR ENDING: 12/31/20

HAS BEEN PREPARED UNDER MY DIRECTION, FROM THE ORIGINAL BOOKS, PAPERS AND RECORDS OF SAID UTILITY; THAT I HAVE CAREFULLY EXAMINED THE SAME, AND DECLARE THE SAME TO BE A COMPLETE AND CORRECT STATEMENT OF BUSINESS AND AFFAIRS OF SAID UTILITY FOR THE PERIOD COVERED BY THIS REPORT IN RESPECT TO EACH AND EVERY MATTER AND THING SET FORTH, TO THE BEST OF MY KNOWLEDGE, INFORMATION AND BELIEF.

Sworn Statement: IN ACCORDANCE WITH THE REQUIREMENTS OF TITLE 40, ARTICLE 8, SECTION 40-401, ARIZONA REVISED STATUTES, IT IS HEREIN REPORTED THAT THE GROSS OPERATING REVENUE OF SAID UTILITY DERIVED FROM ARIZONA INTRASTATE UTILITY OPERATIONS DURING THE CALENDAR YEAR WAS:

Arizona Intrastate Gross Operating Revenues Only (\$)

\$1,173,682

(The amount in the box above includes

\$85,819 in sales taxes
billed or collected)

Dorinda Chacon

signature of owner/official

(520) 623-5172

telephone no.

SUBSCRIBED AND SWORN TO BEFORE ME A NOTARY PUBLIC
IN AND FOR THE COUNTY

THIS

7th


DAY OF

Pima
(county name)

April 2021
(month) and (year)

MY COMMISSION EXPIRES

9-01-2023
(date)



Patrice A. Bayers
(signature of notary public)

Verification and Sworn Statement (Residential Revenue)

Verification:

State of Arizona I, the undersigned of the
(state name)

County of (county name): Pima
Name (owner or official) title: Dorinda Chacon, Manager
Company name: Goodman Water Company

DO SAY THAT THIS ANNUAL UTILITY PROPERTY TAX AND SALES TAX REPORT TO THE ARIZONA CORPORATION COMMISSION.

FOR THE YEAR ENDING: 12/31/20

HAS BEEN PREPARED UNDER MY DIRECTION, FROM THE ORIGINAL BOOKS, PAPERS AND RECORDS OF SAID UTILITY; THAT I HAVE CAREFULLY EXAMINED THE SAME, AND DECLARE THE SAME TO BE A COMPLETE AND CORRECT STATEMENT OF BUSINESS AND AFFAIRS OF SAID UTILITY FOR THE PERIOD COVERED BY THIS REPORT IN RESPECT TO EACH AND EVERY MATTER AND THING SET FORTH, TO THE BEST OF MY KNOWLEDGE, INFORMATION AND BELIEF.

Sworn Statement: IN ACCORDANCE WITH THE REQUIREMENTS OF TITLE 40, ARTICLE 8, SECTION 40-401, ARIZONA REVISED STATUTES, IT IS HEREIN REPORTED THAT THE GROSS OPERATING REVENUE OF SAID UTILITY DERIVED FROM ARIZONA INTRASTATE UTILITY OPERATIONS RECEIVED FROM RESIDENTIAL CUSTOMERS DURING THE CALENDAR YEAR WAS:

Arizona Intrastate Gross Operating Revenues Only (\$)

\$1,149,142

(The amount in the box above includes

\$78,299 in sales taxes
billed or collected)

Dorinda Chacon

signature of owner/official

(520) 623-5172

telephone no.

SUBSCRIBED AND SWORN TO BEFORE ME A NOTARY PUBLIC
IN AND FOR THE COUNTY

Pima
(county name)

THIS

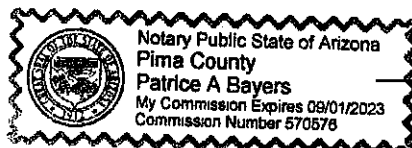
7th

DAY OF

April 2021
(month) and (year)

MY COMMISSION EXPIRES

9-01-2023
(date)



Patrice A. Bayers
(signature of notary public)