

**ANNUAL REPORT**

Of

Company Name: Eagletail Water Company L.C.  
c/o Global Water Resources, Inc.  
Mailing Address: 21410 N. 19th Ave., Ste. 220  
Phoenix AZ  
85027  
Docket No.: W-03936A  
For the Year Ended: 12/31/20

**RECEIVED BY EMAIL**  
**4/15/2021, 12:56 PM**  
**ARIZONA CORPORATION COMMISSION**  
**UTILITIES DIVISION**

**WATER UTILITY**

To

Arizona Corporation Commission

**Due on April 15th**

Email: Util-Compliance@azcc.gov, mail or deliver the completed Annual Report to:  
Arizona Corporation Commission  
Compliance Section - Utilities Division  
1200 West Washington Street  
Phoenix, Arizona 85007

Application Type: Original Filing  
Application Date: 4/14/2021

ARIZONA CORPORATION COMMISSION  
WATER UTILITY ANNUAL REPORT  
Eagletail Water Company L.C.  
A Class  Utility

For the Calendar Year Ended: 12/31/20

Primary Address:   
City:  State:  Zip Code:

Telephone Number:

Date of Original Organization of Utility:

Person to whom correspondence should be addressed concerning this report:

Name:   
Telephone No. :   
Address:   
City:  State:  Zip Code:   
Email:

**Regulatory Contact**

Name:   
Telephone No. :   
Address:   
City:  State:  Zip Code:   
Email:

**On-Site Manager**

Name:   
Telephone No. :   
Address:   
City:  State:  Zip Code:   
Email:

**Attorney**

Name:   
Telephone No. :   
Address:   
City:  State:  Zip Code:   
Email:

**Statutory Agent**

Name:   
Telephone No. :   
Address:   
City:  State:  Zip Code:   
Email:

Ownership:

Counties Served:

<b>Important changes during the year</b>	
--	--

No	For those companies not subject to the affiliated interest rules, has there been a change in ownership or direct control during the year?
	If yes, please provide specific details in the box below.
	No change in ownership or direct control.

No	Has the company been notified by any other regulatory authorities during the year, that they are out of compliance?
	If yes, please provide specific details in the box below.
	No notification by any other regulatory authorities during the year that the company is out of compliance.

Utility Plant in Service (Water)							
Account No.	Description	Beginning Year Original Cost	Current Year Additions	Current Year Retirements	Adjusted Original Cost	Accumulated Depreciation	OCLD (OC less AD)
301	Organization	\$0	\$0	\$0	\$0	\$0	\$0
302	Franchises	0	0	0	0	0	0
303	Land and Land Rights	0	0	0	0	0	0
304	Structures and Improvements	91,299	279,905	2,042	369,161	11,696	357,466
305	Collecting & Improving Reservoirs	0	0	0	0	0	0
306	Lake, River, Canal Intakes	0	0	0	0	0	0
307	Wells and Springs	37,176	0	5,176	32,000	19,607	12,394
308	Infiltration Galleries	0	0	0	0	0	0
309	Supply Mains	0	0	0	0	0	0
310	Power Generation Equipment	0	0	0	0	0	0
311	Pumping Equipment	270,785	0	2,179	268,606	135,184	133,422
320	Water Treatment Equipment	5,100	0	1,100	4,000	2,733	1,267
320.1	Water Treatment Plants	0	0	0	0	0	0
320.2	Solution Chemical Feeders	0	0	0	0	0	0
320.3	Point-of-Use Treatment Devices	0	0	0	0	0	0
330	Distribution Reservoirs and Standpipes	0	0	0	0	0	0
330.1	Storage Tanks	0	0	0	0	0	0
330.2	Pressure Tanks	0	919	0	919	23	896
331	Transmission and Distribution Mains	53,890	6,566	0	60,455	17,206	43,249
333	Services	1,293	2,971	0	4,264	157	4,107
334	Meters and Meter Installations	44,118	3,758	4,075	43,802	10,546	33,256
335	Hydrants	0	0	0	0	0	0
336	Backflow Prevention Devices	0	0	0	0	0	0
339	Other Plant and Misc. Equipment	24,698	0	0	24,698	4,116	20,582
340	Office Furniture and Equipment	148	4	0	152	48	104
340.1	Computer & Software	658	148	0	806	666	139
341	Transportation Equipment	58	0	0	58	29	29
342	Stores Equipment	0	0	0	0	0	0
343	Tools, Shop and Garage Equipment	0	0	0	0	0	0
344	Laboratory Equipment	0	0	0	0	0	0
345	Power Operated Equipment	0	0	0	0	0	0
346	Communication Equipment	5	0	0	5	4	1
347	Miscellaneous Equipment	0	0	0	0	0	0
348	Other Tangible Plant	35,694	0	0	35,694	8,924	26,771
	<b>Totals</b>	<b>\$564,922</b>	<b>\$294,271</b>	<b>\$14,573</b>	<b>\$844,620</b>	<b>\$210,939</b>	<b>\$633,681</b>

Eagletail Water Company L.C.  
Annual Report  
Depreciation Expense for the Current Year (Water)  
12/31/20

Depreciation Expense for the Current Year (Water)									
Account No.	Description	Beginning Year Original Cost	Current Year Additions	Current Year Retirements	Adjusted Original Cost	Fully Depreciated/Non-depreciable Plant	Depreciable Plant	Depreciation Percentages	Depreciation Expense
301	Organization	\$0	\$0	\$0	\$0	\$0	\$0	0.00%	\$0
302	Franchises	0	0	0	0	0	0	0.00%	0
303	Land and Land Rights	0	0	0	0	0	0	0.00%	0
304	Structures and Improvements	91,299	279,905	2,042	369,161	0	369,161	3.34%	7,695
305	Collecting & Improving Reservoirs	0	0	0	0	0	0	0.00%	0
306	Lake, River, Canal Intakes	0	0	0	0	0	0	0.00%	0
307	Wells and Springs	37,176	0	5,176	32,000	0	32,000	3.57%	1,235
308	Infiltration Galleries	0	0	0	0	0	0	0.00%	0
309	Supply Mains	0	0	0	0	0	0	0.00%	0
310	Power Generation Equipment	0	0	0	0	0	0	0.00%	0
311	Pumping Equipment	270,785	0	2,179	268,606	33,938	234,668	11.35%	26,770
320	Water Treatment Equipment	5,100	0	1,100	4,000	0	4,000	2.93%	133
320.1	Water Treatment Plants	0	0	0	0	0	0	0.00%	0
320.2	Solution Chemical Feeders	0	0	0	0	0	0	0.00%	0
320.3	Point-of-Use Treatment Devices	0	0	0	0	0	0	0.00%	0
330	Distribution Reservoirs and Standpipes	0	0	0	0	0	0	0.00%	0
330.1	Storage Tanks	0	0	0	0	0	0	0.00%	0
330.2	Pressure Tanks	0	919	0	919	0	919	5.00%	23
331	Transmission and Distribution Mains	53,890	6,566	0	60,455	0	60,455	2.00%	1,143
333	Services	1,293	2,971	0	4,264	0	4,264	3.33%	93
334	Meters and Meter Installations	44,118	3,758	4,075	43,802	0	43,802	7.95%	3,494
335	Hydrants	0	0	0	0	0	0	0.00%	0
336	Backflow Prevention Devices	0	0	0	0	0	0	0.00%	0
339	Other Plant and Misc. Equipment	24,698	0	0	24,698	0	24,698	6.67%	1,647
340	Office Furniture and Equipment	148	4	0	152	0	152	8.28%	12
340.1	Computer & Software	658	148	0	806	0	806	11.82%	86
341	Transportation Equipment	58	0	0	58	0	58	29.82%	17
342	Stores Equipment	0	0	0	0	0	0	0.00%	0
343	Tools, Shop and Garage Equipment	0	0	0	0	0	0	0.00%	0
344	Laboratory Equipment	0	0	0	0	0	0	0.00%	0
345	Power Operated Equipment	0	0	0	0	0	0	0.00%	0
346	Communication Equipment	5	0	0	5	0	5	11.35%	1
347	Miscellaneous Equipment	0	0	0	0	0	0	0.00%	0
348	Other Tangible Plant	35,694	0	0	35,694	0	35,694	10.00%	3,569
	<b>Subtotal</b>	\$564,922	\$294,271	\$14,573	\$844,620	\$33,938	\$810,682		\$45,918

Contribution(s) in Aid of Construction (Gross)	\$157,597
Less: Non Amortizable Contribution(s)	0
Fully Amortized Contribution(s)	0
Amortizable Contribution(s)	<u>\$157,597</u>
Times: Proposed Amortization Rate	3.34%
<b>Amortization of CIAC</b>	\$5,262

Less: Amortization of CIAC \$5,262

**DEPRECIATION EXPENSE** **\$40,656**

Egletail Water Company L.C.  
Annual Report  
Balance Sheet Assets  
12/31/20

<b>Balance Sheet Assets</b>				
	<b>Assets</b>		<b>Balance at Beginning of Year (2020)</b>	<b>Balance at End of Year (2020)</b>
<b>Account No.</b>	<b>Current and Accrued Assets</b>			
131	Cash		\$0	\$0
132	Special Deposits		0	0
133	Other Special Deposits		0	0
134	Working Funds		0	0
135	Temporary Cash Investments		0	0
141	Customer Accounts Receivable		4,586	6,959
142	Other Accounts Receivable		0	0
143	Accumulated Provision for Uncollectable Accounts		(2,267)	(3,128)
146	Notes Receivable from Associated Companies		624	0
151	Plant Material and Supplies		0	0
162	Prepayments		0	0
173	Accrued Utility Revenue		1,676	2,151
174	Miscellaneous Current and Accrued Assets		0	0
	<b>Total Current and Accrued Assets</b>		<b>\$4,619</b>	<b>\$5,982</b>
	<b>Deferred Debits</b>			
186.1	Deferred Rate Case Expense		\$0	\$0
190	Accumulated Deferred Income Taxes		0	0
	<b>Total Deferred Debits</b>		<b>\$0</b>	<b>\$0</b>
<b>Account No.</b>	<b>Fixed Assets</b>			
101	Utility Plant in Service*		\$564,922	\$844,620
103	Property Held for Future Use		0	0
105	Construction Work in Progress		84,998	252
108	Accumulated Depreciation (enter as negative)*		(179,147)	(210,939)
121	Non-Utility Property		0	0
122	Accumulated Depreciation - Non Utility		0	0
	<b>Total Fixed Assets</b>		<b>\$470,773</b>	<b>\$633,933</b>
	<b>Other Fixed Assets</b>			
114	Utility Plant Acquisition Adjustments		\$0	\$0
	<b>Total Other Fixed Assets</b>		<b>\$0</b>	<b>\$0</b>
	<b>Total Assets</b>		<b>\$475,392</b>	<b>\$639,915</b>

\*Note these items feed automatically from AR3 UPIS Page 4

Eagletail Water Company L.C.  
Annual Report  
Balance Sheet Liabilities and Owners Equity

<b>Balance Sheet Liabilities and Owners Equity</b>				
	<b>Liabilities</b>		Balance at Beginning of Year (2020)	Balance at End of Year (2020)
Account No.	<b>Current Liabilities</b>			
231	Accounts Payable		\$23,060	\$514
232	Notes Payable (Current Portion)		7,013	2,951
234	Notes Payable to Associated Companies		0	0
235	Customer Deposits		3,049	1,734
236	Accrued Taxes, Income Taxes		1,365	1,518
237	Accrued Interest		748	63
241	Miscellaneous Current and Accrued Liabilities		7,176	1,249
242	Miscellaneous Current and Accrued Liabilities		0	0
	<b>Total Current Liabilities</b>		<b>\$42,411</b>	<b>\$8,030</b>
	<b>Long Term Debt</b>			
224	Long Term Debt (Notes and Bonds)		\$17,771	\$0
	<b>Deferred Credits</b>			
251	Unamortized Premium on Debt		\$0	\$0
252	Advances in Aid of Construction		1,785	5,305
253	Other Deferred Credits		0	0
255	Accumulated Deferred Investment Tax Credits		0	0
271	Contributions in Aid of Construction		157,597	157,597
272	Less: Amortization of Contributions		(6,849)	(12,111)
281	Accumulated Deferred Income Tax		22,745	13,005
	<b>Total Deferred Credits</b>		<b>\$175,277</b>	<b>\$163,796</b>
	<b>Total Liabilities</b>		<b>\$235,459</b>	<b>\$171,825</b>
	<b>Capital Accounts</b>			
201	Common Stock Issued		\$0	\$0
211	Other Paid-In Capital		355,250	619,497
215	Retained Earnings		(115,317)	(151,407)
218	Proprietary Capital (Sole Props and Partnerships)		0	0
	<b>Total Capital</b>		<b>\$239,933</b>	<b>\$468,090</b>
	<b>Total Liabilities and Capital</b>		<b>\$475,392</b>	<b>\$639,915</b>

**Note: Total liabilities and Capital must match total assets for the beginning and end of the year!**

Eagletail Water Company L.C.  
Annual Report  
Water Comparative Income Statement  
12/31/20

<b>Water Comparative Income Statement</b>			
Account No.	Calendar Year	Current Year 01/01/2020 - 12/31/2020	Last Year 01/01/2019 - 12/31/2019
	<b>Operating Revenue</b>		
461	Metered Water Revenue	\$58,273	\$52,127
460	Unmetered Water Revenue	0	0
462	Fire Protection Revenue	0	0
469	Guaranteed Revenues (Surcharges)	0	0
471	Miscellaneous Service Revenues	0	0
474	Other Water Revenue	596	540
	<b>Total Revenues</b>	<b>\$58,869</b>	<b>\$52,667</b>
	<b>Operating Expenses</b>		
601	Salaries and Wages	\$22,119	\$13,479
604	Employee Pensions and Benefits	4,023	2,204
610	Purchased Water	0	0
615	Purchased Power	11,222	11,997
616	Fuel for Power Production	0	0
618	Chemicals	1,532	56
620	Materials and Supplies	673	135
620.1	Repairs and Maintenance	8,104	5,263
620.2	Office Supplies and Expense	874	485
630	Contractual Services	0	0
631	Contractual Services - Engineering	0	0
632	Contractual Services - Accounting	1,016	1,152
633	Contractual Services - Legal	441	638
634	Contractual Services - Management Fees	0	4,105
635	Contractual Services - Water Testing	684	678
636	Contractual Services - Other	2,035	2,763
640	Rents	0	0
641	Rental of Building/Real Property	266	266
642	Rental of Equipment	11	13
650	Transportation Expenses	2,228	1,540
656	Insurance - Vehicles	0	0
657	Insurance - General Liability	721	627
658	Insurance - Worker's Comp	139	125
657.1	Insurance - Health and Life	0	0
660	Advertising	17	21
665	Regulatory Commission Expense - Rate	0	0
667	Regulatory Commission Expense - Other	0	0
670	Bad Debt Expense	1,136	2,516
675	Miscellaneous Expense	3,563	3,063
403	Depreciation Expense (From Schedule AR4)	40,656	39,646
408	Taxes Other Than Income	250	203
408.11	Property Taxes	2,458	2,240
408.12	Payroll Taxes	1,638	922
409	Income Taxes	(11,836)	16,502
427.1	Customer Security Deposit Interest	50	12
	<b>Total Operating Expenses</b>	<b>\$94,021</b>	<b>\$110,651</b>
	<b>Operating Income / (Loss)</b>	<b>(\$35,151)</b>	<b>(\$57,984)</b>
	<b>Other Income / (Expense)</b>		
414	Gain/Loss on Dispositions	(\$447)	\$0
419	Interest and Dividend Income	0	0
421	Non-Utility Income	0	(19)
426	Miscellaneous Non-Utility (Expense)	(3)	(2)
427	Interest (Expense)	(488)	(1,083)
	<b>Total Other Income / (Expense)</b>	<b>(\$938)</b>	<b>(\$1,104)</b>
	<b>Net Income / (Loss)</b>	<b>(\$36,090)</b>	<b>(\$59,088)</b>



**Full time equivalent employees**

	Direct Company	Allocated	Outside service	Total
President	0.0	0.0	0.0	0.0
Vice-president	0.0	0.0	0.0	0.0
Manager	0.0	0.0	0.0	0.0
Engineering Staff	0.0	0.0	0.0	0.0
System Operator(s)	0.0	0.2	0.0	0.2
Meter reader	0.0	0.0	0.0	0.0
Customer Service	0.0	0.0	0.0	0.0
Accounting	0.0	0.0	0.0	0.0
Business Office	0.0	0.0	0.0	0.0
Rates Department	0.0	0.0	0.0	0.0
Administrative Staff	0.0	0.0	0.0	0.0
Other	0.0	0.0	0.0	0.0
<b>Total</b>	0.0	0.3	0.0	0.3

Eagletail Water Company L.C.  
 Annual Report  
 Supplemental Financial Data (Long-Term Debt)  
 12/31/20

Supplemental Financial Data (Long-Term Debt)				
	Loan #1	Loan #2	Loan #3	Loan #4
Date Issued	1/27/2006	1/28/2019	N/A	N/A
Source of Loan	Harquahala Valley Community Benefits Foundation	WIFA Tank	N/A	N/A
ACC Decision No.			N/A	N/A
Reason for Loan	Property Tax	WIFA Tank	N/A	N/A
Dollar Amt. Issued	\$80,000	\$16,689	N/A	N/A
Amount Outstanding	\$2,951	\$0	N/A	N/A
Date of Maturity	1/25/2021	3/1/2037	N/A	N/A
Interest Rate	4.65%	1.06%	N/A	N/A
Current Year Interest	\$1,035	\$22	N/A	N/A
Current Year Principal	\$6,388	\$103	N/A	N/A

Meter Deposit Balance at Test Year End:	\$5,305
---	---------

Meter Deposits Refunded During the Test Year:	\$298
---	-------

**List all bonds, notes, loans, and other types of indebtedness in which the proceeds were used in the provision of public utility service. Indebtedness incurred for personal uses by the owner of the utility should not be listed. Input 0 or none if there is nothing to report for that cell.**

Well and Water Usage											
Name of the System:		EAGLETAIL WATER CO. L.C.									
ADEQ Public Water System Number:		AZ0407032									
ADWR PCC Number:		91-000193.0000									
Well registry 55# (55-XXXXXX):	Pump Horsepower	Pump Yield (gpm)	Casing Depth (feet)	Casing Diameter (inches)	Pump Motor Type **	Year Drilled	Water level 2010	Water level 2020	Meter Size (inches)	How measured:	Active
55-602826	125	400	1,140	8	Turbine	1,978	NA	NA	6	Metered	Yes
55-602917	0	0	675	16	0	1,962	NA	NA	0	0	No
0	0	0	0	0	0	0	0	0	0	0	No
0	0	0	0	0	0	0	0	0	0	0	No
0	0	0	0	0	0	0	0	0	0	0	No
0	0	0	0	0	0	0	0	0	0	0	No
0	0	0	0	0	0	0	0	0	0	0	No
0	0	0	0	0	0	0	0	0	0	0	No
0	0	0	0	0	0	0	0	0	0	0	No
0	0	0	0	0	0	0	0	0	0	0	No
0	0	0	0	0	0	0	0	0	0	0	No
0	0	0	0	0	0	0	0	0	0	0	No
0	0	0	0	0	0	0	0	0	0	0	No
0	0	0	0	0	0	0	0	0	0	0	No
0	0	0	0	0	0	0	0	0	0	0	No
0	0	0	0	0	0	0	0	0	0	0	No
0	0	0	0	0	0	0	0	0	0	0	No
0	0	0	0	0	0	0	0	0	0	0	No
0	0	0	0	0	0	0	0	0	0	0	No
0	0	0	0	0	0	0	0	0	0	0	No

Name of system water delivered to:	WUGT - ROSE VIEW WELL	
ADWR PCC Number:	91-000216.0000	
Source of water delivered to another system	Ground Water	
Name of system water received from:	NA	
ADWR PCC Number:	#N/A	
Source of water received	NA	
Well registry 55# (55-XXXXXX):	NA	

Month	Water withdrawn (gallons) <sup>1</sup>	Water sold (gallons) <sup>2</sup>	Water delivered (sold) to other systems (gallons) <sup>3</sup>	Water received (purchased) from other systems (gallons) <sup>4</sup>	Estimated authorized use (gallons) <sup>5</sup>	Purchased Power Expense <sup>6</sup>	Purchased Power (kWh) <sup>7</sup>
January	1,704,000.00	205,429.00	0.00	0.00	17,869.00	\$1,159	6,960
February	284,000.00	199,167.00	0.00	0.00	30,050.00	1,128	6,480
March	850,000.00	212,125.00	0.00	0.00	340,050.00	825	1,800
April	516,000.00	212,551.00	0.00	0.00	20,850.00	1,958	4,560
May	842,000.00	304,838.00	0.00	0.00	150.00	931	2,280
June	707,000.00	424,713.00	0.00	0.00	50.00	959	5,400
July	762,000.00	465,893.00	0.00	0.00	50.00	955	4,680
August	1,766,000.00	438,939.00	0.00	0.00	70,050.00	1,099	6,360
September	1,033,000.00	403,703.00	0.00	0.00	26,050.00	1,451	9,600
October	420,000.00	325,342.00	0.00	0.00	42,250.00	880	3,600
November	429,000.00	361,252.00	0.00	0.00	40,050.00	903	3,840
December	327,000.00	275,945.00	0.00	0.00	103,250.00	898	3,720
<b>Totals</b>	<b>9,640,000.00</b>	<b>3,829,897.00</b>	<b>0.00</b>	<b>0.00</b>	<b>690,719.00</b>	<b>\$13,148</b>	<b>59,280</b>

**If applicable, in the space below please provide a description for all un-metered water use along with amounts:**  
 Estimated authorized use: System/ Hydrant Flushing = 664,219 Flushing for Compliance Samples = 700  
 In January 2020, 5,000 gallons was hauled to the Water Utility of Greater Tonopah - Garden City PWS.  
 In April 2020, 20,800 gallons was hauled to the Water Utility of Greater Tonopah - Roseview PWS.

- 1 Water withdrawn - Total gallons of water withdrawn from pumped sources.
- 2 Water sold - Total gallons from customer meters, and other sales such as construction water.
- 3 Water delivered (sold) to other systems - Total gallons of water delivered to other systems.
- 4 Water received (purchased) from other systems - Total gallons of water purchased/received from other systems.
- 5 Estimated authorized use - Total estimated gallons from authorized metered or unmetered use. Authorized uses such as flushing (mains, services and hydrants) draining/cleaning tanks, process, construction, fire fighting, etc. Non-authorized use (real losses) are service line breaks and leaks, water main breaks, meter inaccuracies and theft.
- 6 Enter the total purchased power costs for the power meters associated with this system.
- 7 Enter the total purchased kWh used by the power meters associated with this system.

Water Utility Plant Description	
Name of the System:	EAGLETAIL WATER CO, L.C.
ADEQ Public Water System Number:	AZ0407032
ADWR PCC Number:	91-000193.0000

MAINS		
Sizes (inches)	Material	Length (feet)
4	PVC	21,421
6	PVC	45,240
8	PVC	6,234
NA	Unknown	55,120
6	Unknown	44
NA	NA	0
NA	NA	0
NA	NA	0
NA	NA	0
NA	NA	0
NA	NA	0
NA	NA	0
NA	NA	0
NA	NA	0
NA	NA	0

CUSTOMER METERS			
Size (inches)	Quantity	Percent over 1,00,000 gallons	Percent over 10 years old
5/8 X 3/4	24	0%	0%
0.75	40	0%	0%
1	2	0%	0%
NA	0	0%	0%
NA	0	0%	0%
NA	0	0%	0%
NA	0	0%	0%
NA	0	0%	0%
NA	0	0%	0%
NA	0	0%	0%
NA	0	0%	0%
NA	0	0%	0%
NA	0	0%	0%
NA	0	0%	0%
NA	0	0%	0%
NA	0	0%	0%
NA	0	0%	0%
NA	0	0%	0%
NA	0	0%	0%

SERVICE LINES			
Material	Percent of system	Year installed	
PVC	95%	NA	
Copper	5%	NA	
NA	0%	0	
NA	0%	0	
NA	0%	0	

BOOSTER PUMPS		
Horsepower	GPM	Quantity
25	350	2
0	0	0
0	0	0
0	0	0

FIRE HYDRANTS	
Type	Quantity
Standard *	0
Other	0

STORAGE TANKS			
Capacity (gallons)	Material	Quantity	Year installed
100,000	Bolted Steel	1	2018
0	0	0	0
0	0	0	0
0	0	0	0
0	0	0	0
0	0	0	0

PRESSURE/BLADDER TANKS			
Capacity (gallons)	Material	Quantity	Year installed
5,000	Steel	1	NA
0	0	0	0
0	0	0	0
0	0	0	0
0	0	0	0
0	0	0	0

\* A standard fire hydrant has two 2.5 inch hose connection nozzles with 7.5 threads per inch, and one 4.5 inch pumper connection nozzle with 4 threads per inch.

<b>Water Utility Plant Description (Continued)</b>
--

For the following three items, list the utility owned assets in each category for each system.

<b>TREATMENT EQUIPMENT:</b>	Chlorine Injection at well
<b>STRUCTURES:</b>	SCADA Communications system, Emergency Generator and Switchgear, Shed at water distribution center; Fence around water distribution center; Shed for chlorine storage
<b>OTHER:</b>	N/A

**Provide a calculation used to determine the value of one water equivalent residential connection (ERC).**

Use one of the following methods:

- (a) If actual flow data are available from the preceding 12 months, divide the total annual single family residence (SFR) gallons sold by the average number of single family residence customers for the same period and divide the result by 365
- (b) If no historical flow data are available, use:  
 $ERC = ( \text{Total SFR gallons sold (Omit 000)} / 365 \text{ days} / 350 \text{ gallons per day} )$

ERC	168
Method used:	(a)

Customer and Other Information	
Name of the System:	EAGLETAIL WATER CO, L.C.
ADEQ Public Water System Number:	AZ0407032
ADWR PCC Number:	91-000193.0000

Month	Number of Customers				Other Non-Residential
	Single-Family	Multi-Family	Commercial	Turf/Irrigation	
January	57	0	1	0	0
February	58	0	1	0	0
March	58	0	1	0	0
April	59	0	1	0	0
May	61	0	1	0	0
June	62	0	1	0	0
July	64	0	1	0	0
August	64	0	1	0	0
September	64	0	1	0	0
October	65	0	1	0	0
November	65	0	1	0	0
December	65	0	1	0	0

If the system has fire hydrants, what is the fire flow requirements?  GPM for  hrs.

Does the system have chlorination treatment?

Does the Company have an ADWR Gallons Per Capita Per Day (GPCPD) requirement?   
 If yes, provide the GPCPD amount:

Is the Water Utility located in an ADWR Active Management Area (AMA)?   
 If yes, which AMA?

What is the present system connection capacity (in ERCs \*) using existing lines?

What is the future system connection capacity (in ERCs \*) upon service area buildout?

Describe any plans and estimated completion dates for any enlargements or improvements of this system.

\* an ERC is based on the calculation on the bottom of AR9 page 12.

Eagletail Water Company L.C.  
**Annual Report**  
 Utility Shutoffs / Disconnects  
 12/31/20

<b>Utility Shutoffs / Disconnects</b>	
Name of the System:	EAGLETAIL WATER CO, L.C.
ADEQ Public Water System Number:	AZ0407032
ADWR PCC Number:	91-000193.0000

Month	Termination without Notice R14-2-410.B	Termination with Notice R14-2-410.C	Other
January	0	0	0
February	0	0	0
March	0	0	0
April	0	0	0
May	0	0	0
June	0	0	0
July	0	0	0
August	0	0	0
September	0	0	0
October	0	0	0
November	0	0	0
December	0	0	0
<b>Total</b>	<b>0</b>	<b>0</b>	<b>0</b>

**Other (description):** 0

**Instructions:** Fill out the Grey Cells with the relevent information. Input 0 or none if there is nothing recorded in that account or there is no applicable information to report.

Eagletail Water Company L.C.  
Annual Report  
Property Taxes  
12/31/20

**Property Taxes**

Amount of actual property taxes paid during Calendar Year 2020 was

\$2,349

If no property taxes paid, explain why.

N/A

**Instructions:** Fill out the Grey Cells with the relevant information. Input 0 or none if there is nothing recorded in that account or there is no applicable information to report.



**Verification and Sworn Statement (Taxes)**

**Verification:** State of Arizona I, the undersigned of the  
(state name)

County of (county name): Maricopa  
Name (owner or official) title: Joanne Ellsworth  
Company name: Eagletail Water Company L.C.

DO SAY THAT THIS ANNUAL UTILITY PROPERTY TAX AND SALES TAX REPORT TO THE ARIZONA CORPORATION COMMISSION.

FOR THE YEAR ENDING: 12/31/20

HAS BEEN PREPARED UNDER MY DIRECTION, FROM THE ORIGINAL BOOKS, PAPERS AND RECORDS OF SAID UTILITY; THAT I HAVE CAREFULLY EXAMINED THE SAME, AND DECLARE THE SAME TO BE A COMPLETE AND CORRECT STATEMENT OF BUSINESS AND AFFAIRS OF SAID UTILITY FOR THE PERIOD COVERED BY THIS REPORT IN RESPECT TO EACH AND EVERY MATTER AND THING SET FORTH, TO THE BEST OF MY KNOWLEDGE, INFORMATION AND BELIEF.

**Sworn Statement:** I HEREBY ATTEST THAT ALL PROPERTY TAXES FOR SAID COMPANY ARE CURRENT AND PAID IN FULL.

I HEREBY ATTEST THAT ALL SALES TAXES FOR SAID COMPANY ARE CURRENT AND PAID IN FULL.

Joanne Ellsworth  
signature of owner/official


480-999-5247  
telephone no.

SUBSCRIBED AND SWORN TO BEFORE ME A NOTARY PUBLIC  
IN AND FOR THE COUNTY

MARICOPA  
(county name)

THIS 15th DAY OF April, 2021  
(month) and (year)

MY COMMISSION EXPIRES October 28, 2022  
(date)



[Signature]  
(signature of notary public)

**Verification and Sworn Statement**

**Verification:**

State of Arizona I, the undersigned of the  
(state name)  
County of (county name): Maricopa  
Name (owner or official) title: Joanne Ellsworth  
Company name: Eagletail Water Company L.C.

DO SAY THAT THIS ANNUAL UTILITY PROPERTY TAX AND SALES TAX REPORT TO THE ARIZONA CORPORATION COMMISSION.

FOR THE YEAR ENDING: 12/31/20

HAS BEEN PREPARED UNDER MY DIRECTION, FROM THE ORIGINAL BOOKS, PAPERS AND RECORDS OF SAID UTILITY; THAT I HAVE CAREFULLY EXAMINED THE SAME, AND DECLARE THE SAME TO BE A COMPLETE AND CORRECT STATEMENT OF BUSINESS AND AFFAIRS OF SAID UTILITY FOR THE PERIOD COVERED BY THIS REPORT IN RESPECT TO EACH AND EVERY MATTER AND THING SET FORTH, TO THE BEST OF MY KNOWLEDGE, INFORMATION AND BELIEF.

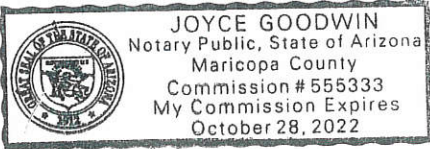
**Sworn Statement:** IN ACCORDANCE WITH THE REQUIREMENTS OF TITLE 40, ARTICLE 8, SECTION 40-401, ARIZONA REVISED STATUTES, IT IS HEREIN REPORTED THAT THE GROSS OPERATING REVENUE OF SAID UTILITY DERIVED FROM ARIZONA INTRASTATE UTILITY OPERATIONS DURING THE CALENDAR YEAR WAS:

Arizona Intrastate Gross Operating Revenues Only (\$)  
\$62,550  
(The amount in the box above includes  
\$3,681 in sales taxes  
billed or collected)

Joanne Ellsworth  
signature of owner/official  
480-999-5247  
telephone no.

SUBSCRIBED AND SWORN TO BEFORE ME A NOTARY PUBLIC  
IN AND FOR THE COUNTY MARICOPA  
(county name)  
THIS 15th DAY OF April, 2021  
(month) and (year)

MY COMMISSION EXPIRES October 28, 2022  
(date)



[Signature]  
(signature of notary public)

**Verification and Sworn Statement (Residential Revenue)**

**Verification:**

State of Arizona I, the undersigned of the  
(state name)

County of (county name): Maricopa  
Name (owner or official) title: Joanne Ellsworth  
Company name: Eagletail Water Company L.C.

DO SAY THAT THIS ANNUAL UTILITY PROPERTY TAX AND SALES TAX REPORT TO THE ARIZONA CORPORATION COMMISSION.

FOR THE YEAR ENDING: 12/31/20

HAS BEEN PREPARED UNDER MY DIRECTION, FROM THE ORIGINAL BOOKS, PAPERS AND RECORDS OF SAID UTILITY; THAT I HAVE CAREFULLY EXAMINED THE SAME, AND DECLARE THE SAME TO BE A COMPLETE AND CORRECT STATEMENT OF BUSINESS AND AFFAIRS OF SAID UTILITY FOR THE PERIOD COVERED BY THIS REPORT IN RESPECT TO EACH AND EVERY MATTER AND THING SET FORTH, TO THE BEST OF MY KNOWLEDGE, INFORMATION AND BELIEF.

**Sworn Statement:** IN ACCORDANCE WITH THE REQUIREMENTS OF TITLE 40, ARTICLE 8, SECTION 40-401, ARIZONA REVISED STATUTES, IT IS HEREIN REPORTED THAT THE GROSS OPERATING REVENUE OF SAID UTILITY DERIVED FROM ARIZONA INTRASTATE UTILITY OPERATIONS RECEIVED FROM RESIDENTIAL CUSTOMERS DURING THE CALENDAR YEAR WAS:

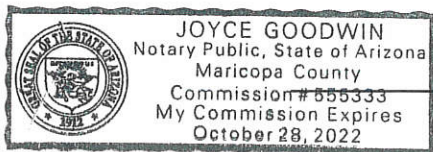
Arizona Intrastate Gross Operating Revenues Only (\$)  
\$61,679  
(The amount in the box above includes  
\$3,630 in sales taxes  
billed or collected)

Joanne Ellsworth  
signature of owner/official  
  
480-999-5247  
telephone no.

SUBSCRIBED AND SWORN TO BEFORE ME A NOTARY PUBLIC  
IN AND FOR THE COUNTY MARICOPA  
(county name)

THIS 15th DAY OF April 2021  
(month) and (year)

MY COMMISSION EXPIRES October 28, 2022  
(date)



[Signature]  
(signature of notary public)

**Gross-up Sharing Method for Income Tax Statement of Certification**

**Verification:**

State of Arizona I, the undersigned of the  
(state name)

County of (county name): Maricopa  
Name (owner or official) title: Joanne Ellsworth  
Company name: Eagletail Water Company L.C.

FOR THE YEAR ENDING: 12/31/20

**Sworn Statement:**

IN ACCORDANCE WITH THE REQUIREMENTS OF DECISION NO. 77084, BECAUSE THE UTILITY REQUIRES THE GROSS UP OF ADVANCES AND CONTRIBUTIONS, I HEREBY STATE THAT THE UTILITY HAS INCURRED OR IS EXPECTED TO INCUR A NET INCREASE IN CURRENT INCOME TAX EXPENSE OR A DECREASE IN DEFERRED TAX ASSET FOR A CARRY FORWARD ACCORDING TO GAAP IN AN AMOUNT EQUAL TO OR GREATER THAN THE AMOUNT OF THE REQUIRED GROSS UP PAID BY DEVELOPERS IN THE PERIOD COVERED BY THIS ANNUAL REPORT.

Joanne Ellsworth  
signature of owner/official

480-999-5247  
telephone no.

SUBSCRIBED AND SWORN TO BEFORE ME A NOTARY PUBLIC  
IN AND FOR THE COUNTY

MARICOPA  
(county name)

THIS 15th DAY OF April, 2021  
(month) and (year)

MY COMMISSION EXPIRES October 28, 2022  
(date)

(signature of notary public)

