

**ANNUAL REPORT**

Of

Company Name:   
5290 E. Northgate Loop

Mailing Address: Flagstaff AZ  
86004

Docket No.: W-01416A  
For the Year Ended:

**RECEIVED  
BY EMAIL**

4/16/2020, 08:11 AM  
ARIZONA CORPORATION COMMISSION  
UTILITIES DIVISION

**WATER UTILITY**

To

Arizona Corporation Commission

**Due on April 15th**

Email: rdelafuente@azcc.gov, mail or deliver the completed Annual Report to:  
Arizona Corporation Commission  
Compliance Section - Utilities Division  
1200 West Washington Street  
Phoenix, Arizona 85007

Application Type:   
Application Date:

ARIZONA CORPORATION COMMISSION  
 WATER UTILITY ANNUAL REPORT  
 Doney Park Water  
 A Class  Utility

For the Calendar Year Ended: 12/31/19

Primary Address: 5290 E Northgate Loop  
 City: Flagstaff State: Arizona Zip Code: 86004

Telephone Number: 928-526-1080

Date of Original Organization of Utility: 1/1/1936

Person to whom correspondence should be addressed concerning this report:

Name: Tammi Linville  
 Telephone No. : 928-526-1080  
 Address: 5290 E Northgate Loop  
 City: Flagstaff State: Arizona Zip Code: 86004  
 Email: [Tammi@doneyparkwater.com](mailto:Tammi@doneyparkwater.com)

**Management Contact**

Name: Marc Twidwell  
 Telephone No. : 928-526-1080  
 Address: 5290 E Northgate Loop  
 City: Flagstaff State: Arizona Zip Code: 86004  
 Email: [Marc@doneyparkwater.com](mailto:Marc@doneyparkwater.com)

**Attorney**

Name: William Sullivan  
 Telephone No. : 602-595-3800  
 Address: 3240 East Union Hills Drive #117  
 City: Phoenix State: Arizona Zip Code: 85050  
 Email: [wps@wsullivan.attorney](mailto:wps@wsullivan.attorney)

**NA**

Name: NA  
 Telephone No. : NA  
 Address: NA  
 City: NA State: NA Zip Code: NA  
 Email: NA

**NA**

Name: NA  
 Telephone No. : NA  
 Address: NA  
 City: NA State: NA Zip Code: NA  
 Email: NA

Ownership: Association--Cooperative

Counties Served: Coconino

<b>Important changes during the year</b>
------------------------------------------

Yes	For those companies not subject to the affiliated interest rules, has there been a change in ownership or direct control during the year?
	If yes, please provide specific details in the box below.
	We had a change in the General Manager from Bill Linville to Marc Twidwell

No	Has the company been notified by any other regulatory authorities during the year, that they are out of compliance?
	If yes, please provide specific details in the box below.
	N/A

Utility Plant in Service (Water)							
Account No.	Description	Beginning Year Original Cost	Current Year Additions	Current Year Retirements	Adjusted Original Cost	Accumulated Depreciation	OCLD (OC less AD)
301	Organization	\$1,350	\$0	\$0	\$1,350	\$0	\$1,350
302	Franchises	0	\$0	\$0	0	0	0
303	Land and Land Rights	151,653	\$0	\$0	151,653	0	151,653
304	Structures and Improvements	1,593,387	\$0	\$0	1,593,387	1,262,397	330,990
305	Collecting & Improving Reservoirs	0	\$0	\$0	0	0	0
306	Lake, River, Canal Intakes	0	\$0	\$0	0	0	0
307	Wells and Springs	1,938,289	\$0	\$0	1,938,289	1,290,332	647,957
308	Infiltration Galleries	0	\$0	\$0	0	0	0
309	Supply Mains	0	\$0	\$0	0	0	0
310	Power Generation Equipment	0	\$0	\$0	0	0	0
311	Pumping Equipment	2,188,616	132,253	\$0	2,320,869	1,849,682	471,187
320	Water Treatment Equipment	0	\$0	\$0	0	0	0
320.1	Water Treatment Plants	40,391	\$0	\$0	40,391	30,650	9,741
320.2	Solution Chemical Feeders	0	\$0	\$0	0	0	0
320.3	Point-of-Use Treatment Devices	0	\$0	\$0	0	0	0
330	Distribution Reservoirs and Standpipes	0	\$0	\$0	0	0	0
330.1	Storage Tanks	2,254,750	\$0	\$0	2,254,750	1,709,439	545,311
330.2	Pressure Tanks	0	\$0	\$0	0	0	0
331	Transmission and Distribution Mains	7,857,812	\$0	\$0	7,857,812	5,432,650	2,425,162
333	Services	606,234	8,121	\$0	614,355	360,418	253,937
334	Meters and Meter Installations	2,651,497	44,479	672	2,695,304	1,825,483	869,821
335	Hydrants	19,028	\$0	\$0	19,028	12,782	6,246
336	Backflow Prevention Devices	0	\$0	\$0	0	0	0
339	Other Plant and Misc. Equipment	0	\$0	\$0	0	0	0
340	Office Furniture and Equipment	258,397	6,093	\$0	264,490	230,028	34,462
340.1	Computer & Software	93,264	\$0	\$0	93,264	92,859	405
341	Transportation Equipment	437,699	\$0	\$0	437,699	390,687	47,012
342	Stores Equipment	0	\$0	\$0	0	0	0
343	Tools, Shop and Garage Equipment	205,520	\$0	\$0	205,520	153,317	52,203
344	Laboratory Equipment	0	\$0	\$0	0	0	0
345	Power Operated Equipment	177,812	\$0	\$0	177,812	143,316	34,496
346	Communication Equipment	118,835	\$0	\$0	118,835	68,571	50,264
347	Miscellaneous Equipment	881,109	\$0	\$0	881,109	685,308	195,801
348	Other Tangible Plant	0	\$0	\$0	0	(13,347)	13,347
	<b>Totals</b>	<b>\$21,475,643</b>	<b>\$190,946</b>	<b>\$672</b>	<b>\$21,665,917</b>	<b>\$15,524,572</b>	<b>\$6,141,345</b>

Doney Park Water  
Annual Report  
Depreciation Expense for the Current Year (Water)  
12/31/19

Depreciation Expense for the Current Year (Water)									
Account No.	Description	Beginning Year Original Cost	Current Year Additions	Current Year Retirements	Adjusted Original Cost	Fully Depreciated/Non-depreciable Plant	Depreciable Plant	Depreciation Percentages	Depreciation Expense
301	Organization	\$1,350	\$0	\$0	\$1,350	\$0	\$1,350	0.00%	\$0
302	Franchises	0	0	0	0	0	0	0.00%	0
303	Land and Land Rights	151,653	0	0	151,653	0	151,653	0.00%	0
304	Structures and Improvements	1,593,387	0	0	1,593,387	563,544	1,029,843	3.33%	34,294
305	Collecting & Improving Reservoirs	0	0	0	0	0	0	0.00%	0
306	Lake, River, Canal Intakes	0	0	0	0	0	0	0.00%	0
307	Wells and Springs	1,938,289	0	0	1,938,289	813,270	1,125,019	3.33%	37,463
308	Infiltration Galleries	0	0	0	0	0	0	0.00%	0
309	Supply Mains	0	0	0	0	0	0	0.00%	0
310	Power Generation Equipment	0	0	0	0	0	0	0.00%	0
311	Pumping Equipment	2,188,616	132,253	0	2,320,869	1,465,782	855,087	12.50%	98,620
320	Water Treatment Equipment	0	0	0	0	0	0	0.00%	0
320.1	Water Treatment Plants	40,391	0	0	40,391	12,707	27,684	3.33%	922
320.2	Solution Chemical Feeders	0	0	0	0	0	0	0.00%	0
320.3	Point-of-Use Treatment Devices	0	0	0	0	0	0	0.00%	0
330	Distribution Reservoirs and Standpipes	0	0	0	0	0	0	0.00%	0
330.1	Storage Tanks	2,254,750	0	0	2,254,750	1,260,339	994,411	2.22%	22,076
330.2	Pressure Tanks	0	0	0	0	0	0	0.00%	0
331	Transmission and Distribution Mains	7,857,812	0	0	7,857,812	2,642,112	5,215,700	2.00%	104,314
333	Services	606,234	8,121	0	614,355	19,494	594,861	3.33%	19,674
334	Meters and Meter Installations	2,651,497	44,479	672	2,695,304	720,940	1,974,364	8.33%	162,640
335	Hydrants	19,028	0	0	19,028	3,184	15,844	2.00%	317
336	Backflow Prevention Devices	0	0	0	0	0	0	0.00%	0
339	Other Plant and Misc. Equipment	0	0	0	0	0	0	0.00%	0
340	Office Furniture and Equipment	258,397	6,093	0	264,490	209,120	55,370	6.67%	3,490
340.1	Computer & Software	93,264	0	0	93,264	71,076	22,188	20.00%	4,438
341	Transportation Equipment	437,699	0	0	437,699	255,080	182,619	20.00%	36,524
342	Stores Equipment	0	0	0	0	0	0	0.00%	0
343	Tools, Shop and Garage Equipment	205,520	0	0	205,520	27,750	177,770	5.00%	8,889
344	Laboratory Equipment	0	0	0	0	0	0	0.00%	0
345	Power Operated Equipment	177,812	0	0	177,812	18,370	159,442	5.00%	7,972
346	Communication Equipment	118,835	0	0	118,835	50,720	68,115	10.00%	6,812
347	Miscellaneous Equipment	881,109	0	0	881,109	450,575	430,534	10.00%	43,053
348	Other Tangible Plant	0	0	0	0	0	0	0.00%	0
	<b>Subtotal</b>	<b>\$21,475,643</b>	<b>\$190,946</b>	<b>\$672</b>	<b>\$21,665,917</b>	<b>\$8,584,063</b>	<b>\$13,081,854</b>		<b>\$591,496</b>

Contribution(s) in Aid of Construction (Gross)	\$5,738,510
Less: Non Amortizable Contribution(s)	0
Fully Amortized Contribution(s)	0
Amortizable Contribution(s)	<b>\$5,738,510</b>
Times: Proposed Amortization Rate	5.00%
<b>Amortization of CIAC</b>	<b>\$286,926</b>

**Less: Amortization of CIAC** **\$286,926**

**DEPRECIATION EXPENSE** **\$304,571**

Doney Park Water  
Annual Report  
Balance Sheet Assets  
12/31/19

<b>Balance Sheet Assets</b>				
	<b>Assets</b>		Balance at Beginning of Year (2019)	Balance at End of Year (2019)
<b>Account No.</b>	<b>Current and Accrued Assets</b>			
131	Cash		\$105,458	\$251,007
134	Working Funds		0	0
135	Temporary Cash Investments		502,161	603,104
141	Customer Accounts Receivable		204,320	200,496
146	Notes Receivable from Associated Companies		0	0
151	Plant Material and Supplies		68,910	51,203
162	Prepayments		60,273	57,292
174	Miscellaneous Current and Accrued Assets		3,886	4,228
	<b>Total Current and Accrued Assets</b>		<b>\$945,008</b>	<b>\$1,167,329</b>
<b>Account No.</b>	<b>Fixed Assets</b>			
101	Utility Plant in Service*		\$21,475,643	\$21,665,917
103	Property Held for Future Use		0	0
105	Construction Work in Progress		815,740	819,821
108	Accumulated Depreciation (enter as negative)*		(14,933,748)	(15,524,572)
121	Non-Utility Property		0	0
122	Accumulated Depreciation - Non Utility		0	0
	<b>Total Fixed Assets</b>		<b>\$7,357,635</b>	<b>\$6,961,166</b>
	<b>Total Assets</b>		<b>\$8,302,643</b>	<b>\$8,128,496</b>

\*Note these items feed automatically from AR3 UPIS Page 4

Doney Park Water  
Annual Report  
Balance Sheet Liabilities and Owners Equity

<b>Balance Sheet Liabilities and Owners Equity</b>				
	<b>Liabilities</b>		Balance at Beginning of Year (2019)	Balance at End of Year (2019)
<b>Account No.</b>	<b>Current Liabilities</b>			
231	Accounts Payable		\$34,406	\$27,836
232	Notes Payable (Current Portion)		122,823	128,979
234	Notes Payable to Associated Companies		0	0
235	Customer Deposits		165,933	168,441
236	Accrued Taxes		56,617	56,216
237	Accrued Interest		0	0
242	Miscellaneous Current and Accrued Liabilities		219,185	164,355
	<b>Total Current Liabilities</b>		<b>\$598,964</b>	<b>\$545,828</b>
	<b>Long Term Debt</b>			
224	Long Term Debt (Notes and Bonds)		\$311,060	\$182,082
	<b>Deferred Credits</b>			
251	Unamortized Premium on Debt		\$0	\$0
252	Advances in Aid of Construction		760,014	757,900
255	Accumulated Deferred Investment Tax Credits		0	0
271	Contributions in Aid of Construction		5,738,510	5,738,510
272	Less: Amortization of Contributions		(3,039,698)	(3,326,623)
281	Accumulated Deferred Income Tax		0	0
	<b>Total Deferred Credits</b>		<b>\$3,458,826</b>	<b>\$3,169,787</b>
	<b>Total Liabilites</b>		<b>\$4,368,850</b>	<b>\$3,897,696</b>
	<b>Capital Accounts</b>			
201	Common Stock Issued		\$0	\$0
211	Other Paid-In Capital		4,170,993	4,232,993
215	Retained Earnings		(237,200)	(2,193)
218	Proprietary Capital (Sole Props and Partnerships)		0	0
	<b>Total Capital</b>		<b>\$3,933,793</b>	<b>\$4,230,800</b>
	<b>Total Liabilities and Capital</b>		<b>\$8,302,643</b>	<b>\$8,128,496</b>

**Note: Total liabilities and Capital must match total assets for the beginning and end of the year!**

Doney Park Water  
Annual Report  
Water Comparative Income Statement  
12/31/19

<b>Water Comparative Income Statement</b>			
Account No.	Calendar Year	Current Year 01/01/2019 - 12/31/2019	Last Year 01/01/2018 - 12/31/2018
	<b>Operating Revenue</b>		
461	Metered Water Revenue	\$2,474,313	\$2,492,124
460	Unmetered Water Revenue	0	0
462	Fire Protection Revenue	0	0
469	Guaranteed Revenues (Surcharges)	0	0
471	Miscellaneous Service Revenues	0	0
474	Other Water Revenue	23,840	23,421
	<b>Total Revenues</b>	<b>\$2,498,152</b>	<b>\$2,515,545</b>
	<b>Operating Expenses</b>		
601	Salaries and Wages	\$909,041	\$938,580
604	Employee Pensions and Benefits	36,853	71,332
610	Purchased Water	0	0
615	Purchased Power	344,754	375,868
618	Chemicals	0	0
620	Materials and Supplies	34,915	43,249
620.1	Repairs and Maintenance	28,143	359,809
620.2	Office Supplies and Expense	105,045	91,156
630	Contractual Services	50,308	45,430
631	Contractual Services - Engineering	0	0
632	Contractual Services - Accounting	14,498	15,008
633	Contractual Services - Legal	1,270	1,105
634	Contractual Services - Management Fees	0	0
635	Contractual Services - Water Testing	2,664	4,627
636	Contractual Services - Other	0	0
640	Rents	0	0
641	Rental of Building/Real Property	0	0
642	Rental of Equipment	0	0
650	Transportation Expenses	26,527	26,115
657	Insurance - General Liability	45,574	49,712
657.1	Insurance - Health and Life	166,406	111,099
665	Regulatory Commission Expense - Rate	5,043	4,108
670	Bad Debt Expense	95	1,196
675	Miscellaneous Expense	9,483	42,419
403	Depreciation Expense (From Schedule AR4)	304,571	401,153
408	Taxes Other Than Income	72,806	73,754
408.11	Property Taxes	89,823	90,444
409	Income Taxes	0	0
427.1	Customer Security Deposit Interest	1,560	1,624
	<b>Total Operating Expenses</b>	<b>\$2,249,378</b>	<b>\$2,747,788</b>
	<b>Operating Income / (Loss)</b>	<b>\$248,775</b>	<b>(\$232,243)</b>
	<b>Other Income / (Expense)</b>		
419	Interest and Dividend Income	\$1,007	\$1,908
421	Non-Utility Income	3,752	6,413
426	Miscellaneous Non-Utility (Expense)	0	0
427	Interest (Expense)	(18,526)	(24,388)
	<b>Total Other Income / (Expense)</b>	<b>(\$13,767)</b>	<b>(\$16,067)</b>
	<b>Net Income / (Loss)</b>	<b>\$235,007</b>	<b>(\$248,310)</b>



Doney Park Water  
 Annual Report  
 Full time equivalent employees  
 12/31/19

**Full time equivalent employees**

	Direct Company	Allocated	Outside service	Total
President	0.0	0.0	0.0	0.0
Vice-president	0.0	0.0	0.0	0.0
Manager	3.0	0.0	0.0	3.0
Engineering Staff	0.0	0.0	0.0	0.0
System Operator(s)	3.0	0.0	0.0	3.0
Meter reader	3.0	0.0	0.0	3.0
Customer Service	2.0	0.0	0.0	2.0
Accounting	1.0	0.0	0.0	1.0
Business Office	0.0	0.0	0.0	0.0
Rates Department	0.0	0.0	0.0	0.0
Administrative Staff	0.0	0.0	0.0	0.0
Other	0.0	0.0	0.0	0.0
<b>Total</b>	12.0	0.0	0.0	12.0

Doney Park Water  
 Annual Report  
 Supplemental Financial Data (Long-Term Debt)  
 12/31/19

<b>Supplemental Financial Data (Long-Term Debt)</b>				
	Loan #1	Loan #2	Loan #3	Loan #4
Date Issued	4/4/2007	none	none	none
Source of Loan	Wells Fargo	none	none	none
ACC Decision No.	69385	none	none	none
Reason for Loan	New well	none	none	none
Dollar Amt. Issued	\$1,500,000	none	none	none
Amount Outstanding	\$311,060	none	none	none
Date of Maturity	4/1/2022	none	none	none
Interest Rate	4.90%	none	none	none
Current Year Interest	\$18,526	none	none	none
Current Year Principal	\$122,823	none	none	none

Meter Deposit Balance at Test Year End:	\$0
-----------------------------------------	-----

Meter Deposits Refunded During the Test Year:	\$0
-----------------------------------------------	-----

***List all bonds, notes, loans, and other types of indebtedness in which the proceeds were used in the provision of public utility service. Indebtedness incurred for personal uses by the owner of the utility should not be listed. Input 0 or none if there is nothing to report for that cell.***

Well and Water Usage											
Name of the System:		DONEY PARK WATER									
ADEQ Public Water System Number:		AZ0403005									
ADWR PCC Number:		91-000084.0000									
Well registry 55# (55-XXXXXX):	Pump Horsepower	Pump Yield (gpm)	Casing Depth (feet)	Casing Diameter (inches)	Pump Motor Type **	Year Drilled	Water level 2010	Water level 2019	Meter Size (inches)	How measured:	Active
55-618153	50	40	1,306	6	Submersible	before 1970	1280	1280	2	Metered	No
55-618152	Out of service	0	0	8	Submersible	1967	1302	1302	1	Metered	No
55-618150	100	120	1,559	6	Submersible	1971	1330	1330	4	Metered	Yes
55-618151	50	62	1664+	6	Submersible	1973	1350	1350	3	Metered	Yes
55-618149	225	250	1,742	6	Submersible	1971	1585	1585	4	Metered	Yes
55-520097	433	490	1785+	8	Submersible	1988	1500	1500	4	Metered	Yes
55-618148	228	175	1731+	6	Submersible	1976	1585	1585	4	Metered	Yes
55-214155	340	490	1,910	12	Submersible	2007	1464	1464	6	Metered	Yes
none	0	0	0	0	none	0	0	0	0	N/A	N/A
none	0	0	0	0	none	0	0	0	0	N/A	N/A
none	0	0	0	0	none	0	0	0	0	N/A	N/A
none	0	0	0	0	none	0	0	0	0	N/A	N/A
none	0	0	0	0	none	0	0	0	0	N/A	N/A
none	0	0	0	0	none	0	0	0	0	N/A	N/A
none	0	0	0	0	none	0	0	0	0	N/A	N/A
none	0	0	0	0	none	0	0	0	0	N/A	N/A

Name of system water delivered to:	NA
ADWR PCC Number:	#N/A
Source of water delivered to another system	NA

Name of system water received from:	NA
ADWR PCC Number:	#N/A
Source of water received	NA
Well registry 55# (55-XXXXXX):	NA

Month	Water withdrawn (gallons) <sup>1</sup>	Water sold (gallons) <sup>2</sup>	Water delivered (sold) to other systems (gallons) <sup>3</sup>	Water received (purchased) from other systems (gallons) <sup>4</sup>	Estimated authorized use (gallons) <sup>5</sup>	Purchased Power Expense <sup>6</sup>	Purchased Power (kWh) <sup>7</sup>
January	16,545,306.00	13,526,184.00	0.00	0.00	0.00	\$29,094	221,704
February	13,591,736.00	15,179,476.00	0.00	0.00	0.00	24,539	174,132
March	14,761,612.00	12,954,322.00	0.00	0.00	0.00	24,832	176,453
April	16,474,940.00	16,636,225.00	0.00	0.00	30,781.00	25,713	193,309
May	18,821,888.00	17,004,665.00	0.00	0.00	0.00	28,744	231,995
June	26,481,208.00	25,455,748.00	0.00	0.00	4,463.00	33,725	319,310
July	29,955,916.00	36,741,569.00	0.00	0.00	0.00	40,804	417,839
August	25,442,904.00	14,385,792.00	0.00	0.00	100,000.00	31,828	296,622
September	23,059,969.00	26,127,351.00	0.00	0.00	0.00	35,337	345,367
October	19,063,813.00	16,636,163.00	0.00	0.00	0.00	28,152	249,847
November	14,609,352.00	14,623,745.00	0.00	0.00	0.00	23,633	184,343
December	15,477,616.00	13,276,420.00	0.00	0.00	75,000.00	24,990	207,639
<b>Totals</b>	<b>234,286,260.00</b>	<b>222,547,660.00</b>	<b>0.00</b>	<b>0.00</b>	<b>210,244.00</b>	<b>\$351,391</b>	<b>3,018,560</b>

**If applicable, in the space below please provide a description for all un-metered water use along with amounts:**  
 N/A

- 1 Water withdrawn - Total gallons of water withdrawn from pumped sources.
- 2 Water sold - Total gallons from customer meters, and other sales such as construction water.
- 3 Water delivered (sold) to other systems - Total gallons of water delivered to other systems.
- 4 Water received (purchased) from other systems - Total gallons of water purchased/received from other systems.
- 5 Estimated authorized use - Total estimated gallons from authorized metered or unmetered use. Authorized uses such as flushing (mains, services and hydrants) draining/cleaning tanks, process, construction, fire fighting, etc. Non-authorized use (real losses) are service line breaks and leaks, water main breaks, meter inaccuracies and theft.
- 6 Enter the total purchased power costs for the power meters associated with this system.
- 7 Enter the total purchased kWh used by the power meters associated with this system.

Water Utility Plant Description	
Name of the System:	DONEY PARK WATER
ADEQ Public Water System Number:	AZ0403005
ADWR PCC Number:	91-000084.0000

MAINS		
Sizes (inches)	Material	Length (feet)
2.00	PVC	61,790
3.00	PVC	14,850
4.00	PVC	195,863
6.00	PVC	325,790
8.00	PVC	88,454
Less than 2"	PVC	33,461
NA	NA	0
NA	NA	0
NA	NA	0
NA	NA	0
NA	NA	0
NA	NA	0
NA	NA	0
NA	NA	0
NA	NA	0

CUSTOMER METERS			
Size (inches)	Quantity	Percent over 1,00,000 gallons	Percent over 10 years old
5/8 X 3/4	3,513	17%	0%
1	12	38%	0%
1.5	3	67%	0%
2	6	67%	0%
NA	0	0	0
NA	0	0	0
NA	0	0	0
NA	0	0	0
NA	0	0	0
NA	0	0	0
NA	0	0	0
NA	0	0	0
NA	0	0	0
NA	0	0	0
NA	0	0	0
NA	0	0	0
NA	0	0	0
NA	0	0	0

SERVICE LINES			
Material	Percent of system	Year installed	
Copper	2%	Varied	
PVC	28%	Varied	
Black poly	70%	Varied	
NA	0%	0	
NA	0%	0	

BOOSTER PUMPS		
Horsepower	GPM	Quantity
1.5	30	2
5	40	2
7.5	40	2
10	180	8
15	220	7
20	300	7
25	300	8
40	325	5

FIRE HYDRANTS	
Type	Quantity
Standard *	215
Other	12

STORAGE TANKS			
Capacity (gallons)	Material	Quantity	Year installed
19,900	Steel	7	1986
20,300	Steel	1	1985
28,400	Steel	1	1985
81,200	Steel	1	1986
423,000	Steel	3	009,2006
88,000	Steel	2	1985
105,700	Steel	2	1988
160,800	Steel	1	1988
508,000	Steel	2	unknown
2,000,000	Steel	1	unknown

PRESSURE/BLADDER TANKS			
Capacity (gallons)	Material	Quantity	Year installed
3,000	Steel	3	985-1986-1986
5,000	Steel	2	1985-1988
0	0	0	0
0	0	0	0
0	0	0	0
0	0	0	0
0	0	0	0
0	0	0	0
0	0	0	0
0	0	0	0

\* A standard fire hydrant has two 2.5 inch hose connection nozzles with 7.5 threads per inch, and one 4.5 inch pumper connection nozzle with 4 threads per inch.

<b>Water Utility Plant Description (Continued)</b>
----------------------------------------------------

For the following three items, list the utility owned assets in each category for each system.

<b>TREATMENT EQUIPMENT:</b>	13 vehicles; 4 equipment trailers; 1 dumptruck; 1 John Deere backhoe; 1 bobcat mini-excavator & skidsteer with attachments (trencher, trench compactor, snowplow, brush hog)
<b>STRUCTURES:</b>	7 well houses (fenced); 12 booster buildings (1 fenced); 4 fenced lots (held for future use); 9 PRV pits; 1 standpipe (unused & disassembled); 1 chlorination building (unused & empty)
<b>OTHER:</b>	Hand tools for 9 employees; 1 gas welder; 3 air compressors; 2 line locators; 1 power mole; 1 travel vac; 3 metal detectors; 5 sub pumps; 1 high pressure pump; 2 compactors; misc equip; Megohmmeter, turbid meter, 2 colorimeters; 2 portable generators; 1 water trailer; 1 towable cement mixer, shop tools (drill press, bench grinder, work bench & vise); 2 gas powered H2O pumps, 20 ton hydraulic press; hydraulic trench shoring; 1 plasma cutter; 1 MIG welder; snow blower; DR mower: snow plow for 1998 GMC

**Provide a calculation used to determine the value of one water equivalent residential connection (ERC).**

Use one of the following methods:

- (a) If actual flow data are available from the preceding 12 months, divide the total annual single family residence (SFR) gallons sold by the average number of single family residence customers for the same period and divide the result by 365
- (b) If no historical flow data are available, use:  
 $ERC = ( \text{Total SFR gallons sold (Omit 000)} / 365 \text{ days} / 350 \text{ gallons per day} )$

ERC 

2
---

Method used: 

(b)
-----

Customer and Other Information	
Name of the System:	DONEY PARK WATER
ADEQ Public Water System Number:	AZ0403005
ADWR PCC Number:	91-000084.0000

Month	Number of Customers				
	Single-Family	Multi-Family	Commercial	Turf/Irrigation	Other Non-Residential
January	3,305	139	73	0	0
February	3,304	140	72	0	0
March	3,307	140	72	0	0
April	3,306	139	73	0	0
May	3,308	139	73	0	0
June	3,309	139	73	0	0
July	3,312	139	73	0	0
August	3,314	140	72	0	0
September	3,316	143	69	0	0
October	3,317	141	71	0	0
November	3,319	140	72	0	0
December	3,322	141	71	0	0

If the system has fire hydrants, what is the fire flow requirements?  GPM for  hrs.

Does the system have chlorination treatment?

Does the Company have an ADWR Gallons Per Capita Per Day (GPCPD) requirement?   
 If yes, provide the GPCPD amount:

Is the Water Utility located in an ADWR Active Management Area (AMA)?   
 If yes, which AMA?

What is the present system connection capacity (in ERCs \*) using existing lines?

What is the future system connection capacity (in ERCs \*) upon service area buildout?

Describe any plans and estimated completion dates for any enlargements or improvements of this system.

\* an ERC is based on the calculation on the bottom of AR9 page 12.

Doney Park Water  
 Annual Report  
 Utility Shutoffs / Disconnects  
 12/31/19

Utility Shutoffs / Disconnects	
Name of the System:	DONEY PARK WATER
ADEQ Public Water System Number:	AZ0403005
ADWR PCC Number:	91-000084.0000

Month	Termination without Notice R14-2-410.B	Termination with Notice R14-2-410.C	Other
January	0	7	0
February	0	8	0
March	0	9	0
April	0	9	0
May	0	10	0
June	0	12	0
July	0	9	0
August	0	7	0
September	0	10	0
October	0	16	0
November	0	18	0
December	0	12	0
<b>Total</b>	<b>0</b>	<b>127</b>	<b>0</b>

**Other (description):** None

**Instructions:** Fill out the Grey Cells with the relevent information. Input 0 or none if there is nothing recorded in that account or there is no applicable information to report.

**Property Taxes**

Amount of actual property taxes paid during Calendar Year 2019 was

\$90,135

If no property taxes paid, explain why.

N/A

**Instructions:** Fill out the Grey Cells with the relevant information. Input 0 or none if there is nothing recorded in that account or there is no applicable information to report.



Doney Park Water  
Annual Report  
Verification and Sworn Statement (Taxes)  
12/31/19

RECEIVED  
BY EMAIL

4/16/2020, 08:11 AM  
ARIZONA CORPORATION COMMISSION  
UTILITIES DIVISION

Verification and Sworn Statement (Taxes)

Verification: State of Arizona I, the undersigned of the  
(state name)

County of (county name): Coconino  
Name (owner or official) title: Marc Twidwell, General Manager  
Company name: Doney Park Water


DO SAY THAT THIS ANNUAL UTILITY PROPERTY TAX AND SALES TAX REPORT TO THE ARIZONA CORPORATION COMMISSION.

FOR THE YEAR ENDING: 12/31/19

HAS BEEN PREPARED UNDER MY DIRECTION, FROM THE ORIGINAL BOOKS, PAPERS AND RECORDS OF SAID UTILITY; THAT I HAVE CAREFULLY EXAMINED THE SAME, AND DECLARE THE SAME TO BE A COMPLETE AND CORRECT STATEMENT OF BUSINESS AND AFFAIRS OF SAID UTILITY FOR THE PERIOD COVERED BY THIS REPORT IN RESPECT TO EACH AND EVERY MATTER AND THING SET FORTH, TO THE BEST OF MY KNOWLEDGE, INFORMATION AND BELIEF.

Sworn Statement: I HEREBY ATTEST THAT ALL PROPERTY TAXES FOR SAID COMPANY ARE CURRENT AND PAID IN FULL.

I HEREBY ATTEST THAT ALL SALES TAXES FOR SAID COMPANY ARE CURRENT AND PAID IN FULL.



*Marc Twidwell*

signature of owner/official

928-526-1080

telephone no.

SUBSCRIBED AND SWORN TO BEFORE ME A NOTARY PUBLIC  
IN AND FOR THE COUNTY

THIS

14<sup>th</sup>

DAY OF

Coconino

(county name)

April 2020

(month) and (year)

MY COMMISSION EXPIRES

08/25/2021

(date)

*Julia Power*

(signature of notary public)

Verification and Sworn Statement

Verification:


State of Arizona I, the undersigned of the  
(state name)  
County of (county name): Coconino  
Name (owner or official) title: Marc Twidwell, General Manager  
Company name: Doney Park Water

DO SAY THAT THIS ANNUAL UTILITY PROPERTY TAX AND SALES TAX REPORT TO THE ARIZONA CORPORATION COMMISSION.

FOR THE YEAR ENDING: 12/31/19

HAS BEEN PREPARED UNDER MY DIRECTION, FROM THE ORIGINAL BOOKS, PAPERS AND RECORDS OF SAID UTILITY; THAT I HAVE CAREFULLY EXAMINED THE SAME, AND DECLARE THE SAME TO BE A COMPLETE AND CORRECT STATEMENT OF BUSINESS AND AFFAIRS OF SAID UTILITY FOR THE PERIOD COVERED BY THIS REPORT IN RESPECT TO EACH AND EVERY MATTER AND THING SET FORTH, TO THE BEST OF MY KNOWLEDGE, INFORMATION AND BELIEF.

Sworn Statement: IN ACCORDANCE WITH THE REQUIREMENTS OF TITLE 40, ARTICLE 8, SECTION 40-401, ARIZONA REVISED STATUTES, IT IS HEREIN REPORTED THAT THE GROSS OPERATING REVENUE OF SAID UTILITY DERIVED FROM ARIZONA INTRASTATE UTILITY OPERATIONS DURING THE CALENDAR YEAR WAS:



RECEIVED BY EMAIL

4/16/2020, 08:11 AM  
ARIZONA CORPORATION COMMISSION  
UTILITIES DIVISION

Arizona Intrastate Gross Operating Revenues Only (\$)  
\$2,671,703  
(The amount in the box above includes  
\$173,551 in sales taxes  
billed or collected)

Marc Twidwell  
signature of owner/official

928-526-1080  
telephone no.

SUBSCRIBED AND SWORN TO BEFORE ME A NOTARY PUBLIC  
IN AND FOR THE COUNTY Coconino

THIS 14th DAY OF April 2020  
(month) and (year)

MY COMMISSION EXPIRES 08/25/2021  
(date)

Julia Power  
(signature of notary public)

**Verification and Sworn Statement (Residential Revenue)**

**Verification:**

State of Arizona I, the undersigned of the  
(state name)

County of (county name): Coconino  
Name (owner or official) title: Marc Twidwell, General Manager  
Company name: Doney Park Water

DO SAY THAT THIS ANNUAL UTILITY PROPERTY TAX AND SALES TAX REPORT TO THE ARIZONA CORPORATION COMMISSION.

FOR THE YEAR ENDING: 12/31/19

HAS BEEN PREPARED UNDER MY DIRECTION, FROM THE ORIGINAL BOOKS, PAPERS AND RECORDS OF SAID UTILITY; THAT I HAVE CAREFULLY EXAMINED THE SAME, AND DECLARE THE SAME TO BE A COMPLETE AND CORRECT STATEMENT OF BUSINESS AND AFFAIRS OF SAID UTILITY FOR THE PERIOD COVERED BY THIS REPORT IN RESPECT TO EACH AND EVERY MATTER AND THING SET FORTH, TO THE BEST OF MY KNOWLEDGE, INFORMATION AND BELIEF.

**Sworn Statement:** IN ACCORDANCE WITH THE REQUIREMENTS OF TITLE 40, ARTICLE 8, SECTION 40-401, ARIZONA REVISED STATUTES, IT IS HEREIN REPORTED THAT THE GROSS OPERATING REVENUE OF SAID UTILITY DERIVED FROM ARIZONA INTRASTATE UTILITY OPERATIONS RECEIVED FROM RESIDENTIAL CUSTOMERS DURING THE CALENDAR YEAR WAS:

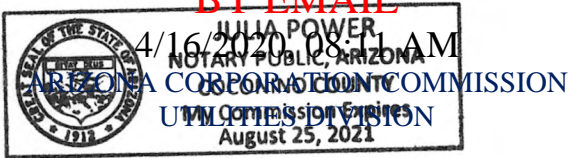
Arizona Intrastate Gross Operating Revenues Only (\$)

\$2,489,419

(The amount in the box above includes

\$160,683 in sales taxes  
billed or collected)

**RECEIVED  
BY EMAIL**



Marc Twidwell  
signature of owner/official

928-526-1080  
telephone no.

SUBSCRIBED AND SWORN TO BEFORE ME A NOTARY PUBLIC  
IN AND FOR THE COUNTY

COCONINO  
(county name)

THIS 14<sup>th</sup> DAY OF April 2020  
(month) and (year)

MY COMMISSION EXPIRES 08/25/2021  
(date)

Julia Power  
(signature of notary public)