

Rec

ANNUAL REPORT

Of

Company Name: **Dateland Public Service Co., Inc.**

PO Box 3011

Mailing Address:

Dateland AZ
85333

Docket No.: W-02027A

For the Year Ended: **12/31/19**

**RECEIVED
BY EMAIL**

3/16/2020, 09:39 AM

ARIZONA CORPORATION COMMISSION
UTILITIES DIVISION

WATER UTILITY

To

Arizona Corporation Commission

Due on April 15th

Email: rdelafuente@azcc.gov, mail or deliver the completed Annual Report to:

Arizona Corporation Commission
Compliance Section - Utilities Division
1200 West Washington Street
Phoenix, Arizona 85007

Application Type: **Original Filing**

Application Date: **3/9/2020**

ARIZONA CORPORATION COMMISSION
 WATER UTILITY ANNUAL REPORT
 Dateland Public Service Co., Inc.
 A Class Utility

For the Calendar Year Ended: 12/31/19

Primary Address:
 City: State: Zip Code:

Telephone Number:

Date of Original Organization of Utility:

Person to whom correspondence should be addressed concerning this report:

Name:
 Telephone No. :
 Address:
 City: State: Zip Code:
 Email:

Name:
 Telephone No. :
 Address:
 City: State: Zip Code:
 Email:

Name:
 Telephone No. :
 Address:
 City: State: Zip Code:
 Email:

Name:
 Telephone No. :
 Address:
 City: State: Zip Code:
 Email:

Name:
 Telephone No. :
 Address:
 City: State: Zip Code:
 Email:

Ownership:

Counties Served:

Important changes during the year
--

	No
	If yes, please provide specific details in the box below.
	N/A

	No
	If yes, please provide specific details in the box below.
	N/A

Utility Plant in Service (Water)							
Account No.	Description	Beginning Year Original Cost	Current Year Additions	Current Year Retirements	Adjusted Original Cost	Accumulated Depreciation	OCLD (OC less AD)
301	Organization	\$1,473	\$0	\$0	\$1,473	\$367	\$1,106
302	Franchises	0	0	0	0	0	0
303	Land and Land Rights	23,000	0	0	23,000	0	23,000
304	Structures and Improvements	228,793	0	0	228,793	37,317	191,476
305	Collecting & Improving Reservoirs	0	0	0	0	0	0
306	Lake, River, Canal Intakes	0	0	0	0	0	0
307	Wells and Springs	51,018	0	0	51,018	13,932	37,086
308	Infiltration Galleries	0	0	0	0	0	0
309	Supply Mains	0	0	0	0	0	0
310	Power Generation Equipment	0	0	0	0	0	0
311	Pumping Equipment	88,344	0	88,344	0	0	0
320	Water Treatment Equipment	0	0	0	0	0	0
320.1	Water Treatment Plants	352,926	0	0	352,926	76,504	276,422
320.2	Solution Chemical Feeders	134,000	0	0	134,000	0	134,000
320.3	Point-of-Use Treatment Devices	0	0	0	0	0	0
330	Distribution Reservoirs and Standpipes	0	0	0	0	0	0
330.1	Storage Tanks	140,600	0	0	140,600	16,204	124,396
330.2	Pressure Tanks	21,000	0	0	21,000	7,875	13,125
331	Transmission and Distribution Mains	132,825	0	0	132,825	92,018	40,807
333	Services	0	0	0	0	0	0
334	Meters and Meter Installations	0	0	0	0	0	0
335	Hydrants	0	0	0	0	0	0
336	Backflow Prevention Devices	0	0	0	0	0	0
339	Other Plant and Misc. Equipment	59,587	0	0	59,587	29,902	29,685
340	Office Furniture and Equipment	637	0	0	637	438	199
340.1	Computer & Software	90,000	0	0	90,000	0	90,000
341	Transportation Equipment	0	0	0	0	0	0
342	Stores Equipment	0	0	0	0	0	0
343	Tools, Shop and Garage Equipment	16,500	0	0	16,500	6,188	10,312
344	Laboratory Equipment	0	0	0	0	0	0
345	Power Operated Equipment	2,628	0	0	2,628	1,798	830
346	Communication Equipment	0	0	0	0	0	0
347	Miscellaneous Equipment	9,540	0	0	9,540	7,228	2,312
348	Other Tangible Plant	452,344	0	0	452,344	181,273	271,071
	Totals	\$1,805,215	\$0	\$88,344	\$1,716,871	\$471,044	\$1,245,827

Dateland Public Service Co., Inc.
Annual Report
Depreciation Expense for the Current Year (Water)
12/31/19

Depreciation Expense for the Current Year (Water)									
Account No.	Description	Beginning Year Original Cost	Current Year Additions	Current Year Retirements	Adjusted Original Cost	Fully Depreciated/Non-depreciable Plant	Depreciable Plant	Depreciation Percentages	Depreciation Expense
301	Organization	\$1,473	\$0	\$0	\$1,473	\$0	\$1,473	10.00%	\$147
302	Franchises	0	0	0	0	0	0	0.00%	0
303	Land and Land Rights	23,000	0	0	23,000	23,000	0	0.00%	0
304	Structures and Improvements	228,793	0	0	228,793	0	228,793	3.33%	7,619
305	Collecting & Improving Reservoirs	0	0	0	0	0	0	0.00%	0
306	Lake, River, Canal Intakes	0	0	0	0	0	0	0.00%	0
307	Wells and Springs	51,018	0	0	51,018	0	51,018	3.33%	1,699
308	Infiltration Galleries	0	0	0	0	0	0	0.00%	0
309	Supply Mains	0	0	0	0	0	0	0.00%	0
310	Power Generation Equipment	0	0	0	0	0	0	0.00%	0
311	Pumping Equipment	88,344	0	88,344	0	88,344	0	12.50%	0
320	Water Treatment Equipment	0	0	0	0	0	0	0.00%	0
320.1	Water Treatment Plants	352,926	0	0	352,926	0	352,926	3.33%	11,752
320.2	Solution Chemical Feeders	134,000	0	0	134,000	134,000	0	20.00%	0
320.3	Point-of-Use Treatment Devices	0	0	0	0	0	0	0.00%	0
330	Distribution Reservoirs and Standpipes	0	0	0	0	0	0	0.00%	0
330.1	Storage Tanks	140,600	0	0	140,600	0	140,600	2.22%	3,121
330.2	Pressure Tanks	21,000	0	0	21,000	0	21,000	5.00%	1,050
331	Transmission and Distribution Mains	132,825	0	0	132,825	0	132,825	2.00%	2,657
333	Services	0	0	0	0	0	0	3.33%	0
334	Meters and Meter Installations	0	0	0	0	0	0	8.33%	0
335	Hydrants	0	0	0	0	0	0	0.00%	0
336	Backflow Prevention Devices	0	0	0	0	0	0	0.00%	0
339	Other Plant and Misc. Equipment	59,587	0	0	59,587	0	59,587	6.67%	3,974
340	Office Furniture and Equipment	637	0	0	637	0	637	6.67%	42
340.1	Computer & Software	90,000	0	0	90,000	90,000	0	20.00%	0
341	Transportation Equipment	0	0	0	0	0	0	20.00%	0
342	Stores Equipment	0	0	0	0	0	0	0.00%	0
343	Tools, Shop and Garage Equipment	16,500	0	0	16,500	0	16,500	5.00%	825
344	Laboratory Equipment	0	0	0	0	0	0	0.00%	0
345	Power Operated Equipment	2,628	0	0	2,628	0	2,628	5.00%	131
346	Communication Equipment	0	0	0	0	0	0	0.00%	0
347	Miscellaneous Equipment	9,540	0	0	9,540	0	9,540	10.00%	954
348	Other Tangible Plant	452,344	0	0	452,344	0	452,344	5.00%	22,617
	Subtotal	\$1,805,215	\$0	\$88,344	\$1,716,871	\$335,344	\$1,469,871		\$56,590

Contribution(s) in Aid of Construction (Gross)	\$1,712,405
Less: Non Amortizable Contribution(s)	0
Fully Amortized Contribution(s)	335,344
Amortizable Contribution(s)	\$1,377,061
Times: Proposed Amortization Rate	3.85%
Amortization of CIAC	\$53,017

Less: Amortization of CIAC **\$53,017**

DEPRECIATION EXPENSE **\$3,573**

Dateland Public Service Co., Inc.
Annual Report
Balance Sheet Assets
12/31/19

Balance Sheet Assets				
	Assets		Balance at Beginning of Year (2019)	Balance at End of Year (2019)
Account No.	Current and Accrued Assets			
131	Cash		\$43,913	\$36,361
134	Working Funds		0	0
135	Temporary Cash Investments		0	0
141	Customer Accounts Receivable		3,791	5,552
146	Notes Receivable from Associated Companies		0	0
151	Plant Material and Supplies		6,240	8,000
162	Prepayments		0	0
174	Miscellaneous Current and Accrued Assets		0	0
	Total Current and Accrued Assets		\$53,944	\$49,913
Account No.	Fixed Assets			
101	Utility Plant in Service*		\$1,805,215	\$1,716,871
103	Property Held for Future Use		1,000	1,000
105	Construction Work in Progress		0	0
108	Accumulated Depreciation (enter as negative)*		(506,294)	(471,044)
121	Non-Utility Property		0	0
122	Accumulated Depreciation - Non Utility		0	0
	Total Fixed Assets		\$1,299,921	\$1,246,827
	Total Assets		\$1,353,865	\$1,296,740

*Note these items feed automatically from AR3 UPIS Page 4

Dateland Public Service Co., Inc.
Annual Report
Balance Sheet Liabilities and Owners Equity

Balance Sheet Liabilities and Owners Equity				
	Liabilities		Balance at Beginning of Year (2019)	Balance at End of Year (2019)
Account No.	Current Liabilities			
231	Accounts Payable		\$0	\$0
232	Notes Payable (Current Portion)		0	0
234	Notes Payable to Associated Companies		0	0
235	Customer Deposits		480	360
236	Accrued Taxes		0	0
237	Accrued Interest		0	0
242	Miscellaneous Current and Accrued Liabilities		0	0
	Total Current Liabilities		\$480	\$360
	Long Term Debt			
224	Long Term Debt (Notes and Bonds)		\$0	\$0
	Deferred Credits			
251	Unamortized Premium on Debt		\$0	\$0
252	Advances in Aid of Construction		3,100	2,750
255	Accumulated Deferred Investment Tax Credits		0	0
271	Contributions in Aid of Construction		1,712,405	1,712,405
272	Less: Amortization of Contributions		(452,321)	(515,926)
281	Accumulated Deferred Income Tax		0	0
	Total Deferred Credits		\$1,263,184	\$1,199,229
	Total Liabilities		\$1,263,664	\$1,199,589
	Capital Accounts			
201	Common Stock Issued		\$0	\$0
211	Other Paid-In Capital		0	0
215	Retained Earnings		90,201	97,151
218	Proprietary Capital (Sole Props and Partnerships)		0	0
	Total Capital		\$90,201	\$97,151
	Total Liabilities and Capital		\$1,353,865	\$1,296,740

Note: Total liabilities and Capital must match total assets for the beginning and end of the year!

Dateland Public Service Co., Inc.
Annual Report
Water Comparative Income Statement
12/31/19

Water Comparative Income Statement			
Account No.	Calendar Year	Current Year 01/01/2019 - 12/31/2019	Last Year 01/01/2018 - 12/31/2018
	Operating Revenue		
461	Metered Water Revenue	\$74,427	\$76,984
460	Unmetered Water Revenue	0	0
462	Fire Protection Revenue	0	0
469	Guaranteed Revenues (Surcharges)	0	0
471	Miscellaneous Service Revenues	170	574
474	Other Water Revenue	422	1,013
	Total Revenues	\$75,019	\$78,571
	Operating Expenses		
601	Salaries and Wages	\$0	\$0
604	Employee Pensions and Benefits	0	0
610	Purchased Water	0	0
615	Purchased Power	4,265	4,445
618	Chemicals	1,838	1,267
620	Materials and Supplies	6,583	5,096
620.1	Repairs and Maintenance	4,586	7,790
620.2	Office Supplies and Expense	3,762	4,350
630	Contractual Services	17,718	16,336
631	Contractual Services - Engineering	0	0
632	Contractual Services - Accounting	446	804
633	Contractual Services - Legal	0	0
634	Contractual Services - Management Fees	21,600	21,600
635	Contractual Services - Water Testing	1,571	1,231
636	Contractual Services - Other	4,080	3,870
640	Rents	0	0
641	Rental of Building/Real Property	0	0
642	Rental of Equipment	0	0
650	Transportation Expenses	900	1,120
657	Insurance - General Liability	2,616	2,585
657.1	Insurance - Health and Life	0	0
665	Regulatory Commission Expense - Rate	10	10
670	Bad Debt Expense	0	0
675	Miscellaneous Expense	325	804
403	Depreciation Expense (From Schedule AR4)	3,573	4,028
408	Taxes Other Than Income	4,792	4,883
408.11	Property Taxes	3,166	2,709
409	Income Taxes	0	0
427.1	Customer Security Deposit Interest	14	7
	Total Operating Expenses	\$81,846	\$82,935
	Operating Income / (Loss)	(\$6,826)	(\$4,364)
	Other Income / (Expense)		
419	Interest and Dividend Income	\$14	\$17
421	Non-Utility Income	0	0
426	Miscellaneous Non-Utility (Expense)	0	0
427	Interest (Expense)	0	0
	Total Other Income / (Expense)	\$14	\$17
	Net Income / (Loss)	(\$6,812)	(\$4,347)

Dateland Public Service Co., Inc.
 Annual Report
 Full time equivalent employees
 12/31/19

Full time equivalent employees

	Direct Company	Allocated	Outside service	Total
President	0.0	0.0	0.0	0.0
Vice-president	0.0	0.0	0.0	0.0
Manager	0.0	0.0	1.0	1.0
Engineering Staff	0.0	0.0	0.0	0.0
System Operator(s)	0.0	0.0	1.0	1.0
Meter reader	0.0	0.0	1.0	1.0
Customer Service	0.0	0.0	0.0	0.0
Accounting	0.0	0.0	0.0	0.0
Business Office	0.0	0.0	0.0	0.0
Rates Department	0.0	0.0	0.0	0.0
Administrative Staff	0.0	0.0	0.0	0.0
Other	0.0	0.0	0.0	0.0
Total	0.0	0.0	3.0	3.0

Dateland Public Service Co., Inc.
 Annual Report
 Supplemental Financial Data (Long-Term Debt)
 12/31/19

Supplemental Financial Data (Long-Term Debt)				
	Loan #1	Loan #2	Loan #3	Loan #4
Date Issued	1/0/1900	1/0/1900	1/0/1900	1/0/1900
Source of Loan	0	0	0	0
ACC Decision No.	0	0	0	0
Reason for Loan	0	0	0	0
Dollar Amt. Issued	\$0	\$0	\$0	\$0
Amount Outstanding	\$0	\$0	\$0	\$0
Date of Maturity	1/0/1900	1/0/1900	1/0/1900	1/0/1900
Interest Rate	0.00%	0.00%	0.00%	0.00%
Current Year Interest	\$0	\$0	\$0	\$0
Current Year Principal	\$0	\$0	\$0	\$0

Meter Deposit Balance at Test Year End:	\$800
---	-------

Meter Deposits Refunded During the Test Year:	\$350
---	-------

List all bonds, notes, loans, and other types of indebtedness in which the proceeds were used in the provision of public utility service. Indebtedness incurred for personal uses by the owner of the utility should not be listed. Input 0 or none if there is nothing to report for that cell.

Well and Water Usage

Name of the System: DATELAND PUBLIC SERVICE												
ADEQ Public Water System Number: AZ0414003												
ADWR PCC Number: 91-000708.0000												
Well registry 55# (55-XXXXXX):	Pump Horsepower	Pump Yield (gpm)	Casing Depth (feet)	Casing Diameter (inches)	Pump Motor Type **	Year Drilled	Water level 2010	Water level 2019	Meter Size (inches)	How measured:	Active	
55-221186	10	100	420	8	Submersible	2012	?	?	4	Metered	Yes	
55-221884	10	100	420	8	Submersible	2013	?	117	4	Metered	No	
0	0	0	0	0	0	0	0	0	0	N/A	No	
0	0	0	0	0	0	0	0	0	0	N/A	No	
0	0	0	0	0	0	0	0	0	0	N/A	No	
0	0	0	0	0	0	0	0	0	0	N/A	No	
0	0	0	0	0	0	0	0	0	0	N/A	No	
0	0	0	0	0	0	0	0	0	0	N/A	No	
0	0	0	0	0	0	0	0	0	0	N/A	No	
0	0	0	0	0	0	0	0	0	0	N/A	No	
0	0	0	0	0	0	0	0	0	0	N/A	No	
0	0	0	0	0	0	0	0	0	0	N/A	No	
0	0	0	0	0	0	0	0	0	0	N/A	No	
0	0	0	0	0	0	0	0	0	0	N/A	No	
0	0	0	0	0	0	0	0	0	0	N/A	No	
0	0	0	0	0	0	0	0	0	0	N/A	No	
0	0	0	0	0	0	0	0	0	0	N/A	No	
0	0	0	0	0	0	0	0	0	0	N/A	No	

Name of system water delivered to: _____

ADWR PCC Number: _____

Source of water delivered to another system: _____

Name of system water received from: _____

ADWR PCC Number: _____

Source of water received: _____

Well registry 55# (55-XXXXXX): _____

Month	Water withdrawn (gallons) ¹	Water sold (gallons) ²	Water delivered (sold) to other systems (gallons) ³	Water received (purchased) from other systems (gallons) ⁴	Estimated authorized use (gallons) ⁵	Purchased Power Expense ⁶	Purchased Power (kWh) ⁷
January	553,081.00	358,760.00	0.00	0.00	481,014.00	\$450	1,644
February	537,000.00	352,540.00	0.00	0.00	463,970.00	456	1,603
March	484,922.00	331,460.00	0.00	0.00	435,997.00	453	1,396
April	654,926.00	437,180.00	0.00	0.00	588,797.00	464	1,539
May	631,060.00	416,700.00	0.00	0.00	549,460.00	491	1,995
June	710,278.00	542,360.00	0.00	0.00	686,257.00	514	1,696
July	750,247.00	556,950.00	0.00	0.00	716,492.00	638	3,212
August	776,111.00	526,920.00	0.00	0.00	731,400.00	603	3,538
September	770,251.00	522,880.00	0.00	0.00	726,525.00	733	4,368
October	699,301.00	507,600.00	0.00	0.00	661,291.00	603	2,610
November	668,319.00	473,450.00	0.00	0.00	627,254.00	492	2,614
December	545,394.00	349,950.00	0.00	0.00	489,211.00	463	2,015
Totals	7,780,890.00	5,376,750.00	0.00	0.00	7,157,668.00	\$6,360	28,230

If applicable, in the space below please provide a description for all un-metered water use along with amounts:
 RO reject (15%-18%), Pretreatment (Regeneration, Back flush, GAC tank, Brine tank, and rinse process averages 8,000 to 10,000 gallons per month.) Landscaping at 700 gallons per day or 21,000 gallons per month. We also have cleaning of the solar panels, treatment equipment, trench, and buildings.

- 1 Water withdrawn - Total gallons of water withdrawn from pumped sources.
- 2 Water sold - Total gallons from customer meters, and other sales such as construction water.
- 3 Water delivered (sold) to other systems - Total gallons of water delivered to other systems.
- 4 Water received (purchased) from other systems - Total gallons of water purchased/received from other systems.
- 5 Estimated authorized use - Total estimated gallons from authorized metered or un-metered use. Authorized uses such as flushing (mains, services and hydrants) draining/cleaning tanks, process, construction, fire fighting, etc. Non-authorized use (real losses) are service line breaks and leaks, water main breaks, meter inaccuracies and theft.
- 6 Enter the total purchased power costs for the power meters associated with this system.
- 7 Enter the total purchased kWh used by the power meters associated with this system.

?

Water Utility Plant Description

Name of the System:		DATELAND PUBLIC SERVICE
ADEQ Public Water System Number:		AZ0414003
ADWR PCC Number:		91-000708.0000

MAINS

Sizes (inches)	Material	Length (feet)
2.00	PVC	19,415
3.00	PVC	187,500
0.00	NA	0
0.00	NA	0
0.00	NA	0
0.00	NA	0
0.00	NA	0
0.00	NA	0
0.00	NA	0
0.00	NA	0
0.00	NA	0
0.00	NA	0
0.00	NA	0
0.00	NA	0
0.00	NA	0
0.00	NA	0
0.00	NA	0

CUSTOMER METERS

Size (inches)	Quantity	Percent over 1,00,000 gallons	Percent over 10 years old
5/8 x 3/4	116	0%	80%
NA	0	0%	0%
NA	0	0%	0%
NA	0	0%	0%
NA	0	0%	0%
NA	0	0%	0%
NA	0	0%	0%
NA	0	0%	0%
NA	0	0%	0%
NA	0	0%	0%
NA	0	0%	0%
NA	0	0%	0%
NA	0	0%	0%
NA	0	0%	0%
NA	0	0%	0%
NA	0	0%	0%
NA	0	0%	0%
NA	0	0%	0%
NA	0	0%	0%
NA	0	0%	0%
NA	0	0%	0%
NA	0	0%	0%
NA	0	0%	0%

SERVICE LINES

Material	Percent of system	Year installed
PVC	100%	?
NA	0%	0
NA	0%	0
NA	0%	0
NA	0%	0

BOOSTER PUMPS

Horsepower	GPM	Quantity
10	150	2
0	0	0
0	0	0
0	0	0

FIRE HYDRANTS

Type	Quantity
Standard *	0
Other	0

STORAGE TANKS

Capacity (gallons)	Material	Quantity	Year installed
100,000	Steel	1	2012
50,000	Steel	1	?
0	NA	0	0
0	NA	0	0
0	NA	0	0
0	NA	0	0

PRESSURE/BLADDER TANKS

Capacity (gallons)	Material	Quantity	Year installed
5,000	Steel	1	?
0	0	0	0
0	0	0	0
0	0	0	0
0	0	0	0
0	0	0	0

* A standard fire hydrant has two 2.5 inch hose connection nozzles with 7.5 threads per inch, and one 4.5 inch pumper connection nozzle with 4 threads per inch.

Water Utility Plant Description (Continued)
--

For the following three items, list the utility owned assets in each category for each system.

TREATMENT EQUIPMENT:	Pretreatment System (Everfilt) Chlorinator - Not in use	RO System (Dooson)	3 Brine tanks used in treatment
-----------------------------	--	--------------------	---------------------------------

STRUCTURES:	8' x 40' Storage Contain (PVC Building)	10' x 10' Storage Building	24' x 48' Treatment System
	4' x 5' Building for Chlorinator	25' x 50' Maintenance Building	

OTHER:	Four (4) acres completely fenced and five (5) gates.
---------------	--

Provide a calculation used to determine the value of one water equivalent residential connection (ERC).

Use one of the following methods:

- (a) If actual flow data are available from the preceding 12 months, divide the total annual single family residence (SFR) gallons sold by the average number of single family residence customers for the same period and divide the result by 365
- (b) If no historical flow data are available, use:
 $ERC = (\text{Total SFR gallons sold (Omit 000)} / 365 \text{ days} / 350 \text{ gallons per day})$

ERC	146
Method used:	(a)

Customer and Other Information	
Name of the System:	DATELAND PUBLIC SERVICE
ADEQ Public Water System Number:	AZ0414003
ADWR PCC Number:	91-000708.0000

Month	Number of Customers				
	Single-Family	Multi-Family	Commercial	Turf/Irrigation	Other Non-Residential
January	102	0	0	0	0
February	101	0	0	0	0
March	101	0	0	0	0
April	101	0	0	0	0
May	101	0	0	0	0
June	101	0	0	0	0
July	101	0	0	0	0
August	100	0	0	0	0
September	100	0	0	0	0
October	100	0	0	0	0
November	100	0	0	0	0
December	100	0	0	0	0

If the system has fire hydrants, what is the fire flow requirements? GPM for hrs.

Does the system have chlorination treatment?

Does the Company have an ADWR Gallons Per Capita Per Day (GPCPD) requirement?

If yes, provide the GPCPD amount:

Is the Water Utility located in an ADWR Active Management Area (AMA)?

If yes, which AMA?

What is the present system connection capacity (in ERCs *) using existing lines?

What is the future system connection capacity (in ERCs *) upon service area buildout?

Describe any plans and estimated completion dates for any enlargements or improvements of this system.

Dateland Public Service Co.,Inc. has no plans at this time to enlarge the system. We will just maintain and improve as needed.

* an ERC is based on the calculation on the bottom of AR9 page 12.

Dateland Public Service Co., Inc.

Annual Report

Utility Shutoffs / Disconnects

12/31/19

Utility Shutoffs / Disconnects	
Name of the System:	DATELAND PUBLIC SERVICE
ADEQ Public Water System Number:	AZ0414003
ADWR PCC Number:	91-000708.0000

Month	Termination without Notice R14-2-410.B	Termination with Notice R14-2-410.C	Other
January	0	0	1
February	0	0	0
March	0	0	0
April	0	0	1
May	0	0	0
June	0	0	0
July	0	0	0
August	0	0	1
September	0	0	0
October	0	0	0
November	0	0	0
December	0	0	0
Total	0	0	3

Other (description):

The January and August shut offs are rentals that are no longer being rented. The April shut off was due to a death and they haven't turned the water back on.
In May we added a new customer due to the sale of a property.

Instructions: Fill out the Grey Cells with the relevent information. Input 0 or none if there is nothing recorded in that account or there is no applicable information to report.

Dateland Public Service Co., Inc.
Annual Report
Property Taxes
12/31/19

Property Taxes

Amount of actual property taxes paid during Calendar Year 2019 was

\$3,166

If no property taxes paid, explain why.

N/A

Instructions: Fill out the Grey Cells with the relevant information. Input 0 or none if there is nothing recorded in that account or there is no applicable information to report.

Verification and Sworn Statement (Taxes)

Verification: State of Arizona I, the undersigned of the
(state name)

County of (county name): Yuma
Name (owner or official) title: Linda Stevens Operations Manager
Company name: Dateland Public Service Co., Inc.

DO SAY THAT THIS ANNUAL UTILITY PROPERTY TAX AND SALES TAX REPORT TO THE ARIZONA CORPORATION COMMISSION.

FOR THE YEAR ENDING: 12/31/19

HAS BEEN PREPARED UNDER MY DIRECTION, FROM THE ORIGINAL BOOKS, PAPERS AND RECORDS OF SAID UTILITY; THAT I HAVE CAREFULLY EXAMINED THE SAME, AND DECLARE THE SAME TO BE A COMPLETE AND CORRECT STATEMENT OF BUSINESS AND AFFAIRS OF SAID UTILITY FOR THE PERIOD COVERED BY THIS REPORT IN RESPECT TO EACH AND EVERY MATTER AND THING SET FORTH, TO THE BEST OF MY KNOWLEDGE, INFORMATION AND BELIEF.

RECEIVED
BY EMAIL


3/16/2020, 09:39 AM
ARIZONA CORPORATION COMMISSION
UTILITIES DIVISION

Sworn Statement: I HEREBY ATTEST THAT ALL PROPERTY TAXES FOR SAID COMPANY ARE CURRENT AND PAID IN FULL.

I HEREBY ATTEST THAT ALL SALES TAXES FOR SAID COMPANY ARE CURRENT AND PAID IN FULL.

Linda Stevens
signature of owner/official

928-257-2255
telephone no.



SUBSCRIBED AND SWORN TO BEFORE ME A NOTARY PUBLIC
IN AND FOR THE COUNTY

THIS

16th DAY OF Yuma
MARCH, 2020
(month) and (year)

MY COMMISSION EXPIRES

Aug. 27, 2022
(date)

Delfina Caughlan
(signature of notary public)

Verification and Sworn Statement

Verification:

State of Arizona I, the undersigned of the
(state name)
County of (county name): Yuma
Name (owner or official) title: Linda Stevens - Operations Manager
Company name: Dateland Public Service Co., Inc.

DO SAY THAT THIS ANNUAL UTILITY PROPERTY TAX AND SALES TAX REPORT TO THE ARIZONA CORPORATION COMMISSION.

FOR THE YEAR ENDING: 12/31/19

HAS BEEN PREPARED UNDER MY DIRECTION, FROM THE ORIGINAL BOOKS, PAPERS AND RECORDS OF SAID UTILITY; THAT I HAVE CAREFULLY EXAMINED THE SAME, AND DECLARE THE SAME TO BE A COMPLETE AND CORRECT STATEMENT OF BUSINESS AND AFFAIRS OF SAID UTILITY FOR THE PERIOD COVERED BY THIS REPORT IN RESPECT TO EACH AND EVERY MATTER AND THING SET FORTH, TO THE BEST OF MY KNOWLEDGE, INFORMATION AND BELIEF.

Sworn Statement: IN ACCORDANCE WITH THE REQUIREMENTS OF TITLE 40, ARTICLE 8, SECTION 40-401, ARIZONA REVISED STATUTES, IT IS HEREIN REPORTED THAT THE GROSS OPERATING REVENUE OF SAID UTILITY DERIVED FROM ARIZONA INTRASTATE UTILITY OPERATIONS DURING THE CALENDAR YEAR WAS:


RECEIVED
BY EMAIL

3/16/2020, 09:39 AM
ARIZONA CORPORATION COMMISSION
UTILITIES DIVISION

Arizona Intrastate Gross Operating Revenues Only (\$)
\$74,849
(The amount in the box above includes
\$4,792 in sales taxes
billed or collected)

Linda Stevens
signature of owner/official

928-257-2255
telephone no.



SUBSCRIBED AND SWORN TO BEFORE ME A NOTARY PUBLIC
IN AND FOR THE COUNTY

THIS 16th DAY OF YUMA
(county name)
MARCH, 2020
(month) and (year)

MY COMMISSION EXPIRES AUG. 27, 2022
(date)

Delfina Caughlan
(signature of notary public)

Verification and Sworn Statement (Residential Revenue)

Verification:

State of Arizona I, the undersigned of the
(state name)

County of (county name): Yuma
Name (owner or official) title: Linda Stevens - Operations Manager
Company name: Dateland Public Service Co., Inc.

DO SAY THAT THIS ANNUAL UTILITY PROPERTY TAX AND SALES TAX REPORT TO THE ARIZONA CORPORATION COMMISSION.

FOR THE YEAR ENDING: 12/31/19

HAS BEEN PREPARED UNDER MY DIRECTION, FROM THE ORIGINAL BOOKS, PAPERS AND RECORDS OF SAID UTILITY; THAT I HAVE CAREFULLY EXAMINED THE SAME, AND DECLARE THE SAME TO BE A COMPLETE AND CORRECT STATEMENT OF BUSINESS AND AFFAIRS OF SAID UTILITY FOR THE PERIOD COVERED BY THIS REPORT IN RESPECT TO EACH AND EVERY MATTER AND THING SET FORTH, TO THE BEST OF MY KNOWLEDGE, INFORMATION AND BELIEF.

Sworn Statement: IN ACCORDANCE WITH THE REQUIREMENTS OF TITLE 40, ARTICLE 8, SECTION 40-401, ARIZONA REVISED STATUTES, IT IS HEREIN REPORTED THAT THE GROSS OPERATING REVENUE OF SAID UTILITY DERIVED FROM ARIZONA INTRASTATE UTILITY OPERATIONS RECEIVED FROM RESIDENTIAL CUSTOMERS DURING THE CALENDAR YEAR WAS:

Arizona Intrastate Gross Operating Revenues Only (\$)

\$0

(The amount in the box above includes

\$0 in sales taxes

billed or collected)

**RECEIVED
BY EMAIL**

3/16/2020, 09:39 AM

ARIZONA CORPORATION COMMISSION
UTILITIES DIVISION

Linda Stevens
signature of owner/official

928-257-2255

telephone no.

SUBSCRIBED AND SWORN TO BEFORE ME A NOTARY PUBLIC
IN AND FOR THE COUNTY

YUMA
(county name)

THIS

16th


DAY OF

MARCH, 2020
(month) and (year)

MY COMMISSION EXPIRES

Aug. 27, 2022
(date)

Delfina Caughlan
(signature of notary public)



Full Gross-up Method for Income Tax Statement of Certification

Verification:

State of Arizona I, the undersigned of the
(state name)

County of (county name): Yuma
Name (owner or official) title: Linda Stevens - Operations Manager
Company name: Dateland Public Service Co., Inc.

FOR THE YEAR ENDING: 12/31/19

Sworn Statement:

IN ACCORDANCE WITH THE REQUIREMENTS OF DECISION NO. 77084, BECAUSE THE UTILITY REQUIRES THE GROSS UP OF ADVANCES AND CONTRIBUTIONS, I HEREBY STATE THAT THE UTILITY HAS NOT INCURRED NOR IS EXPECTED TO INCUR A NET INCREASE IN CURRENT INCOME TAX EXPENSE OR A DECREASE IN DEFERRED TAX ASSET FOR A CARRY FORWARD ACCORDING TO GAAP IN AN AMOUNT EQUAL TO OR GREATER THAN THE AMOUNT OF THE REQUIRED GROSS UP PAID BY DEVELOPERS IN THE PERIOD COVERED BY THIS ANNUAL REPORT.

**RECEIVED
BY EMAIL**

3/16/2020, 09:39 AM

ARIZONA CORPORATION COMMISSION
UTILITIES DIVISION

Linda Stevens

signature of owner/official

928-257-2255

telephone no.

SUBSCRIBED AND SWORN TO BEFORE ME A NOTARY PUBLIC
IN AND FOR THE COUNTY

Yuma

(county name)

THIS

16th

DAY OF

MARCH, 2020


(month) and (year)

MY COMMISSION EXPIRES

Aug. 27, 2022

(date)

Delfina Caughlan
(signature of notary public)



If address change is required, check this box and make changes on reverse side of this coupon.

If your MORTGAGE pays your taxes, keep this notice for your records.

FOR ONLINE PAYMENT OPTIONS go to:
www.yumacountyaz.gov/paytaxes

DATELAND PUBLIC SERVICE CO INC C/O: MICH
PO BOX 3011
DATELAND AZ 85333-3011

00U0000014 0000157674 0000315348

15505 1/2



1st Half / Full Coupon

PAYABLE TO: YUMA COUNTY TREASURER
YOUR CLEARED CHECK IS YOUR RECEIPT

ACCOUNT NUMBER: **U0000014**

WRITE YOUR ACCOUNT NUMBER ON YOUR CHECK

PLEASE RETURN THIS COUPON WITH YOUR PAYMENT
AND MAKE SURE OUR ADDRESS ON THE BACK SHOWS THROUGH
THE WINDOW IN THE PROVIDED RETURN ENVELOPE.

1ST HALF PAYMENT DUE 11/1/2019 1,576.74

OR FULL PAYMENT DUE 12/31/2019 3,153.48

If address change is required, check this box and make changes on reverse side of this coupon.

If your MORTGAGE pays your taxes, keep this notice for your records.

FOR ONLINE PAYMENT OPTIONS go to:
www.yumacountyaz.gov/paytaxes

DATELAND PUBLIC SERVICE CO INC C/O: MICH
PO BOX 3011
DATELAND AZ 85333-3011

00R0064415 0000000000 0000001208

15505 2/2



1st Half / Full Coupon

PAYABLE TO: YUMA COUNTY TREASURER
YOUR CLEARED CHECK IS YOUR RECEIPT

ACCOUNT NUMBER: **R0064415**

WRITE YOUR ACCOUNT NUMBER ON YOUR CHECK

PLEASE RETURN THIS COUPON WITH YOUR PAYMENT
AND MAKE SURE OUR ADDRESS ON THE BACK SHOWS THROUGH
THE WINDOW IN THE PROVIDED RETURN ENVELOPE.

1ST HALF PAYMENT DUE 11/1/2019 0.00

OR FULL PAYMENT DUE 12/31/2019 12.08

DATELAND PUBLIC SERVICE CO. INC.
P.O. BOX 3011 928-257-2255
DATELAND, AZ 85333

91-532/1221 3276

DATE 11/15/19

PAY TO THE ORDER OF Yuma County Treasurer \$ 3165.⁵⁶

Three thousand one hundred sixty-five + ⁵⁶/₁₀₀ DOLLARS

NATIONAL BANK OF ARIZONA
WWW.NBARIZONA.COM | 800.497.8168

MEMO U0000014 - 3153.48
R0064415 12.08

Deelina Caughlan ^{MP}
Lynida Stevens

⑆ 122105320⑆ 0817439458⑆ 3276

ACCOUNT NUMBER

R0064415

TAX AREA CODE

1600

PARCEL IDENTIFICATION

55905395

Go to eNoticesOnline.com and register with this code: YUM-BICJT6X3

LOCATION ADDRESS DATELAND

ASSESSOR'S DESCRIPTION OF PROPERTY

Subdivision: SUN COUNTRY ACRES AMEND Lot: 395 Section: 17 Township: 07S Range: 12W

PROPERTY TAX CALCULATION

ITEM	Limited Value	ASST%	Assessed Value	Exemption	Primary Tax Rate	Secondary Tax Rate
LAND BLDGS, ETC.	662	15.0	99	0	10.4800	1.7461
PERSONAL PROPERTY	0	0.0	0	0	10.4800	1.5042
TOTALS	662		99	0		

TAX SUMMARY

Primary Ad Valorem Tax	10.36
Less State Aid To Education	0.00
Net Primary Ad Valorem Tax	10.36
Secondary Ad Valorem Tax	1.72
Special District Tax	0.00
TOTAL TAX DUE	12.08
HALF TAX	0.00

2018 - 2019 TAX COMPARISON

AUTHORITY NUMBER	AUTHORITY NAME	LEVY TYPE	2019 TAX DISTRIBUTION	2018 TAX DISTRIBUTION	DIFFERENCE	TAX RATE
0200001	YUMA COUNTY PRIMARY	PRIM	2.49	2.40	0.09	2.5288
0200002	STATE AID TO EDUCATION PRIMARY	PRIM	0.45	0.45	0.00	0.4566
0501601	HYDER ELEM PRIMARY	PRIM	3.10	2.66	0.44	3.1307
0610101	ANTELOPE UNION PRIMARY	PRIM	2.11	2.06	0.05	2.1321
0815001	ARIZONA WESTERN PRIMARY	PRIM	2.21	2.11	0.10	2.2318
1490001	YUMA COUNTY LIBRARY FUND	SCND	0.66	0.62	0.04	0.6708
1490002	LIBRARY FUND - DEBT SERVICE	SCND	0.24	0.23	0.01	0.2429
1582901	FLOOD CONTROL DISTRICT	SCND	0.24	0.24	0.00	0.2419
3000101	SOUTHWEST TECHNICAL EDUCATION	SCND	0.02	0.02	0.00	0.0252
3000102	SOUTHWEST TECHNICAL EDUCATION	SCND	0.02	0.02	0.00	0.0248
5610101	ANTELOPE UNION HIGH SECONDARY	SCND	0.20	0.18	0.02	0.2012
6815006	AWC G.O. REFUNDING BONDS SERIE	SCND	0.26	0.25	0.01	0.2654
6815007	AWC G.O. REFUNDING BONDS SERIE	SCND	0.05	0.05	0.00	0.0474
6815008	AWC G.O. DEBT SERVICE SERIES 2	SCND	0.03	0.03	0.00	0.0265
Totals:			12.08	11.32	0.76	



ANGELA PANCAZI MORENO, TREASURER
 192 S. MAIDEN LANE, STE A
 YUMA, AZ 85364

PROPERTY TAX NOTICE ENCLOSED

15505*44**G50**0.8875**3/4*****AUTO5-DIGIT 85333
 DATELAND PUBLIC SERVICE CO INC C/O: MICH
 PO BOX 3011
 DATELAND AZ 85333-3011

2nd Half Coupon

PAYABLE TO: YUMA COUNTY TREASURER
YOUR CLEARED CHECK IS YOUR RECEIPT

ACCOUNT NUMBER: R0064415

WRITE YOUR ACCOUNT NUMBER ON YOUR CHECK

If your MORTGAGE pays your taxes, keep this notice for your records.

FOR ONLINE PAYMENT OPTIONS go to: www.yumacountyaz.gov/paytaxes

2ND HALF PAYMENT DUE 5/1/2020 0.00

00R0064415 0000000000 0000001208

ACCOUNT NUMBER

TAX AREA CODE

PARCEL IDENTIFICATION

U0000014

1600

90055070

Go to eNoticesOnline.com and register with this code: YUM-BICJT6X3

LOCATION ADDRESS

ASSESSOR'S DESCRIPTION OF PROPERTY

TOTAL VALUE OF OPERATING PROPERTY. CENTRALLY VALUED PROPERTY ACCOUNT 55-070. FEE
PARCEL(S) 209-26-477.

PROPERTY TAX CALCULATION

ITEM	Limited Value	ASSTY%	Assessed Value	Exemption	Primary Tax Rate	Secondary Tax Rate
LAND BLDGS, ETC.	9,200	18.0	1,656	0	10.4800	1.7461
PERSONAL PROPERTY	136,800	18.0	24,624	0	10.4800	1.5042
TOTALS	146,000		26,280	0		

TAX SUMMARY	
Primary Ad Valorem Tax	2,754.16
Less State Aid To Education	0.00
Net Primary Ad Valorem Tax	2,754.16
Secondary Ad Valorem Tax	399.32
Special District Tax	0.00
TOTAL TAX DUE	3,153.48
HALF TAX	1,576.74

2018 - 2019 TAX COMPARISON

AUTHORITY NUMBER	AUTHORITY NAME	LEVY TYPE	2019 TAX DISTRIBUTION	2018 TAX DISTRIBUTION	DIFFERENCE	TAX RATE
0200001	YUMA COUNTY PRIMARY	PRIM	664.57	582.63	81.94	2.5288
0200002	STATE AID TO EDUCATION PRIMARY	PRIM	120.00	109.23	10.77	0.4566
0501601	HYDER ELEM PRIMARY	PRIM	822.75	647.24	175.51	3.1307
0610101	ANTELOPE UNION PRIMARY	PRIM	560.32	500.22	60.10	2.1321
0815001	ARIZONA WESTERN PRIMARY	PRIM	586.52	512.04	74.48	2.2318
1490001	YUMA COUNTY LIBRARY FUND	SCND	176.29	152.25	24.04	0.6708
1490002	LIBRARY FUND - DEBT SERVICE	SCND	63.84	55.90	7.94	0.2429
1582901	FLOOD CONTROL DISTRICT	SCND	4.00	4.16	-0.16	0.2419
3000101	SOUTHWEST TECHNICAL EDUCATION	SCND	6.62	5.58	1.04	0.0252
3000102	SOUTHWEST TECHNICAL EDUCATION	SCND	6.52	5.94	0.58	0.0248
5610101	ANTELOPE UNION HIGH SECONDARY	SCND	52.88	42.57	10.31	0.2012
6815006	AWC G.O. REFUNDING BONDS SERIE	SCND	69.75	62.23	7.52	0.2654
6815007	AWC G.O. REFUNDING BONDS SERIE	SCND	12.46	11.13	1.33	0.0474
6815008	AWC G.O. DEBT SERVICE SERIES 2	SCND	6.96	6.20	0.76	0.0265
Totals:			3,153.48	2,697.32	456.16	

2nd Half Coupon
PAYABLE TO: YUMA COUNTY TREASURER
YOUR CLEARED CHECK IS YOUR RECEIPT

ACCOUNT NUMBER: **U0000014**

WRITE YOUR ACCOUNT NUMBER ON YOUR CHECK

If your MORTGAGE pays your taxes, keep this notice for your records.

FOR ONLINE PAYMENT OPTIONS go to: www.yumacountyaz.gov/paytaxes

2ND HALF PAYMENT DUE 5/1/2020 1,576.74

11/15/19
CK#
3276
3153.48
12.08
3165.56



ANGELA PANCAZI MORENO, TREASURER
192 S. MAIDEN LANE, STE A
YUMA, AZ 85364

PROPERTY TAX NOTICE ENCLOSED

15505*44**G50**0.8875**1/4*****AUTO5-DIGIT 85333
DATELAND PUBLIC SERVICE CO INC C/O: MICH
PO BOX 3011
DATELAND AZ 85333-3011



00U0000014 0000157674 0000315348