

ANNUAL REPORT

Of

Company Name: **Cordes Lakes Water Company**

14920 W Camelback Rd.,

Mailing Address: Litchfield Park AZ
85340

Docket No.: **W-02060A**

For the Year Ended: **12/31/20**

**RECEIVED
BY EMAIL**

05/25/2021, 10:39 AM

**ARIZONA CORPORATION COMMISSION
UTILITIES DIVISION**

WATER UTILITY

To

Arizona Corporation Commission

Due on April 15th

Email: Util-Compliance@azcc.gov, mail or deliver the completed Annual Report to:

Arizona Corporation Commission
Compliance Section - Utilities Division
1200 West Washington Street
Phoenix, Arizona 85007

Application Type: **Original Filing**

Application Date: **5/21/2021**

ARIZONA CORPORATION COMMISSION
 WATER UTILITY ANNUAL REPORT
 Cordes Lakes Water Company
 A Class **D** Utility

For the Calendar Year Ended: 12/31/20

Primary Address: 14920 W Camelback Rd.,
 City: Litchfield Park State: Arizona Zip Code: 85340

Telephone Number: 623-935-9367

Date of Original Organization of Utility: 10/7/1994

Person to whom correspondence should be addressed concerning this report:

Name: Cherishe Barbee
 Telephone No. : 623-687-7320
 Address: 14920 W Camelback Rd.,
 City: Litchfield Park State: Arizona Zip Code: 85340
 Email: Cherishe.Barbee@LibertyUtilities.com

Management Contact

Name: Matthew Garlick
 Telephone No. : 623-298-3763
 Address: 14920 W Camelback Rd.,
 City: Litchfield Park State: Arizona Zip Code: 85340
 Email: Matthew.Garlick@LibertyUtilities.com

Management Contact

Name: Eric Burkett
 Telephone No. : 480-983-1293
 Address: 20175 E Stagecoach Trl
 City: Mayer State: Arizona Zip Code: 86333
 Email: Eric.Burkett@LibertyUtilities.com

NA

Name: NA
 Telephone No. : NA
 Address: NA
 City: NA State: Arizona Zip Code: NA
 Email: NA

NA

Name: NA
 Telephone No. : NA
 Address: NA
 City: NA State: Arizona Zip Code: NA
 Email: NA

Ownership: "C" Corporation

Counties Served: Yavapai

Important changes during the year	
--	--

No	For those companies not subject to the affiliated interest rules, has there been a change in ownership or direct control during the year?
	If yes, please provide specific details in the box below.
	NA

No	Has the company been notified by any other regulatory authorities during the year, that they are out of compliance?
	If yes, please provide specific details in the box below.
	NA

Cordes Lakes Water Company
Annual Report
Utility Plant in Service (Water)
12/31/20

Utility Plant in Service (Water)							
Account No.	Description	Beginning Year Original Cost	Current Year Additions	Current Year Retirements	Adjusted Original Cost	Accumulated Depreciation	OCLD (OC less AD)
301	Organization	\$951,802	\$0	\$0	\$951,802	\$0	\$951,802
302	Franchises	0	0	0	0	0	0
303	Land and Land Rights	0	0	0	0	0	0
304	Structures and Improvements	7,030	143,138	0	150,168	6,683	143,485
305	Collecting & Improving Reservoirs	0	0	0	0	0	0
306	Lake, River, Canal Intakes	0	0	0	0	0	0
307	Wells and Springs	173,970	0	0	173,970	131,344	42,626
308	Infiltration Galleries	0	0	0	0	0	0
309	Supply Mains	0	107,078	0	107,078	1,071	106,007
310	Power Generation Equipment	0	15,007	0	15,007	375	14,632
311	Pumping Equipment	111,322	48,560	0	159,882	92,149	67,733
320	Water Treatment Equipment	0	0	0	0	0	0
320.1	Water Treatment Plants	0	0	0	0	0	0
320.2	Solution Chemical Feeders	1,642	0	0	1,642	1,085	557
320.3	Point-of-Use Treatment Devices	0	0	0	0	0	0
330	Distribution Reservoirs and Standpipes	0	0	0	0	0	0
330.1	Storage Tanks	141,923	39,476	0	181,399	98,133	83,266
330.2	Pressure Tanks	0	0	0	0	0	0
331	Transmission and Distribution Mains	586,816	256,062	0	842,879	586,541	256,338
333	Services	64,243	289,533	0	353,776	25,428	328,348
334	Meters and Meter Installations	81,274	165,497	0	246,771	79,853	166,918
335	Hvdrants	0	0	0	0	0	0
336	Backflow Prevention Devices	0	0	0	0	0	0
339	Other Plant and Misc. Equipment	60,550	25,613	0	86,163	61,404	24,759
340	Office Furniture and Equipment	6,527	0	0	6,527	5,588	939
340.1	Computer & Software	2,112	9,654	0	11,766	1,733	10,033
341	Transportation Equipment	70,588	52,129	0	122,718	68,380	54,338
342	Stores Equipment	0	0	0	0	0	0
343	Tools, Shop and Garage Equipment	0	0	0	0	0	0
344	Laboratory Equipment	0	0	0	0	0	0
345	Power Operated Equipment	1,904	0	0	1,904	666	1,238
346	Communication Equipment	0	17,499	0	17,499	875	16,624
347	Miscellaneous Equipment	2,167	0	0	2,167	1,322	845
348	Other Tangible Plant	0	0	0	0	0	0
	Totals	\$2,263,869	\$1,169,246	\$0	\$3,433,115	\$1,162,630	\$2,270,485

Cordes Lakes Water Company
Annual Report
Depreciation Expense for the Current Year (Water)
12/31/20

Depreciation Expense for the Current Year (Water)									
Account No.	Description	Beginning Year Original Cost	Current Year Additions	Current Year Retirements	Adjusted Original Cost	Fully Depreciated/Non-depreciable Plant	Depreciable Plant	Depreciation Percentages	Depreciation Expense
301	Organization	\$951,802	\$0	\$0	\$951,802	\$3,500	\$948,302	0.00%	\$0
302	Franchises	0	0	0	0	0	0	0.00%	0
303	Land and Land Rights	0	0	0	0	0	0	0.00%	0
304	Structures and Improvements	7,030	143,138	0	150,168	0	150,168	3.33%	2,617
305	Collecting & Improving Reservoirs	0	0	0	0	0	0	2.50%	0
306	Lake, River, Canal Intakes	0	0	0	0	0	0	2.50%	0
307	Wells and Springs	173,970	0	0	173,970	0	173,970	3.33%	5,793
308	Infiltration Galleries	0	0	0	0	0	0	6.67%	0
309	Supply Mains	0	107,078	0	107,078	0	107,078	2.00%	1,071
310	Power Generation Equipment	0	15,007	0	15,007	0	15,007	5.00%	375
311	Pumping Equipment	111,322	48,560	0	159,882	0	159,882	12.50%	16,950
320	Water Treatment Equipment	0	0	0	0	0	0	0.00%	0
320.1	Water Treatment Plants	0	0	0	0	0	0	3.33%	0
320.2	Solution Chemical Feeders	1,642	0	0	1,642	1,130	512	20.00%	102
320.3	Point-of-Use Treatment Devices	0	0	0	0	0	0	0.00%	0
330	Distribution Reservoirs and Standpipes	0	0	0	0	0	0	0.00%	0
330.1	Storage Tanks	141,923	39,476	0	181,399	0	181,399	2.22%	3,589
330.2	Pressure Tanks	0	0	0	0	0	0	5.00%	0
331	Transmission and Distribution Mains	586,816	256,062	0	842,879	0	842,879	2.00%	14,297
333	Services	64,243	289,533	0	353,776	0	353,776	3.33%	6,960
334	Meters and Meter Installations	81,274	165,497	0	246,771	0	246,771	8.33%	13,663
335	Hydrants	0	0	0	0	0	0	2.00%	0
336	Backflow Prevention Devices	0	0	0	0	0	0	6.67%	0
339	Other Plant and Misc. Equipment	60,550	25,613	0	86,163	0	86,163	6.67%	4,893
340	Office Furniture and Equipment	6,527	0	0	6,527	0	6,527	6.67%	435
340.1	Computer & Software	2,112	9,654	0	11,766	1,440	10,326	20.00%	1,100
341	Transportation Equipment	70,588	52,129	0	122,718	4,116	118,602	20.00%	18,507
342	Stores Equipment	0	0	0	0	0	0	4.00%	0
343	Tools, Shop and Garage Equipment	0	0	0	0	0	0	5.00%	0
344	Laboratory Equipment	0	0	0	0	0	0	10.00%	0
345	Power Operated Equipment	1,904	0	0	1,904	960	944	5.00%	47
346	Communication Equipment	0	17,499	0	17,499	0	17,499	10.00%	875
347	Miscellaneous Equipment	2,167	0	0	2,167	2,060	107	10.00%	11
348	Other Tangible Plant	0	0	0	0	0	0	5.00%	0
	Subtotal	\$2,263,869	\$1,169,246	\$0	\$3,433,115	\$13,206	\$3,419,909		\$91,286

Contribution(s) in Aid of Construction (Gross) \$207,495
Less: Non Amortizable Contribution(s) 0
Fully Amortized Contribution(s) 0
Amortizable Contribution(s) \$207,495
Times Proposed Amortization Rate 2.67%
Amortization of CIAC \$5,539

Less: Amortization of CIAC **\$5,539**
DEPRECIATION EXPENSE \$85,748

Cordes Lakes Water Company
Annual Report
Balance Sheet Assets
12/31/20

Balance Sheet Assets				
	Assets		Balance at Beginning of Year (2020)	Balance at End of Year (2020)
Account No.	Current and Accrued Assets			
131	Cash		\$142,258	\$156,054
134	Working Funds		3,904	103
135	Temporary Cash Investments		0	0
141	Customer Accounts Receivable		12,058	72,150
142	Other Accounts Receivable		0	0
143	Accumulated Provision for Uncollectable Accounts		0	0
146	Notes Receivable from Associated Companies		89	89
151	Plant Material and Supplies		0	0
162	Prepayments		15,137	1,790
173	Accrued Utility Revenue		0	0
174	Miscellaneous Current and Accrued Assets		46,191	0
	Total Current and Accrued Assets		\$219,635	\$230,186
	Deferred Debits			
186.1	Deferred Rate Case Expense		\$0	\$399
186.2	Other Deferred Debits		0	129,915
	Total Deferred Debits		\$0	\$130,314
Account No.	Fixed Assets			
101	Utility Plant in Service*		\$2,263,869	\$3,433,115
103	Property Held for Future Use		76,099	76,099
105	Construction Work in Progress		1,861,413	2,396,326
108	Accumulated Depreciation (enter as negative)*		(1,068,035)	(1,162,630)
121	Non-Utility Property		0	0
122	Accumulated Depreciation - Non Utility		0	0
	Total Fixed Assets		\$3,133,346	\$4,742,910
	Total Assets		\$3,352,982	\$5,103,410

*Note these items feed automatically from AR3 UPIS Page 4

Cordes Lakes Water Company
Annual Report
Balance Sheet Liabilities and Owners Equity

Balance Sheet Liabilities and Owners Equity				
	Liabilities		Balance at Beginning of Year (2020)	Balance at End of Year (2020)
Account No.	Current Liabilities			
231	Accounts Payable		\$178	\$278
232	Notes Payable (Current Portion)		0	0
234	Notes Payable to Associated Companies		1,627,935	3,212,599
235	Customer Deposits		50,653	70,109
236	Accrued Taxes		20,360	57,023
237	Accrued Interest		3,378	3,378
242	Miscellaneous Current and Accrued Liabilities		324,731	143,959
	Total Current Liabilities		\$2,027,235	\$3,487,346
	Long Term Debt			
224	Long Term Debt (Notes and Bonds)		(\$1,104)	\$229,227
	Deferred Credits			
251	Unamortized Premium on Debt		\$0	\$0
252	Advances in Aid of Construction		0	0
253	Other Deferred Credits		0	0
255	Accumulated Deferred Investment Tax Credits		0	0
271	Contributions in Aid of Construction		323,099	458,419
272	Less: Amortization of Contributions		(50,753)	(8,156)
281	Accumulated Deferred Income Tax		0	(129,915)
	Total Deferred Credits		\$272,346	\$320,348
	Total Liabilities		\$2,298,478	\$4,036,921
	Capital Accounts			
201	Common Stock Issued		\$1,360,341	\$1,360,341
211	Other Paid-In Capital		0	0
215	Retained Earnings		(305,838)	(293,852)
218	Proprietary Capital (Sole Props and Partnerships)		0	0
	Total Capital		\$1,054,504	\$1,066,489
	Total Liabilities and Capital		\$3,352,982	\$5,103,410

Note: Total liabilities and Capital must match total assets for the beginning and end of the year!

Cordes Lakes Water Company
Annual Report
Water Comparative Income Statement
12/31/20

Water Comparative Income Statement			
Account No.	Calendar Year	Current Year 01/01/2020 - 12/31/2020	Last Year 01/01/2019 - 12/31/2019
	Operating Revenue		
461	Metered Water Revenue	\$326,352	\$454,086
460	Unmetered Water Revenue	270,470	0
462	Fire Protection Revenue	0	0
469	Guaranteed Revenues (Surcharges)	0	0
471	Miscellaneous Service Revenues	5,796	13,422
474	Other Water Revenue	37,121	0
	Total Revenues	\$639,739	\$467,508
	Operating Expenses		
601	Salaries and Wages	\$0	\$0
604	Employee Pensions and Benefits	0	0
610	Purchased Water	8,989	250,430
615	Purchased Power	29,379	39,717
616	Fuel for Power Production	0	0
618	Chemicals	2,271	1,291
620	Materials and Supplies	30,582	36,896
620.1	Repairs and Maintenance	0	0
620.2	Office Supplies and Expense	4,730	5,840
630	Contractual Services	0	0
631	Contractual Services - Engineering	203	0
632	Contractual Services - Accounting	5,516	15,103
633	Contractual Services - Legal	433	1,244
634	Contractual Services - Management Fees	164,129	142,101
635	Contractual Services - Water Testing	4,102	1,371
636	Contractual Services - Other	236,029	190,136
640	Rents	0	0
641	Rental of Building/Real Property	13,200	11,000
642	Rental of Equipment	0	0
650	Transportation Expenses	12,098	12,979
657	Insurance - General Liability	3,469	0
657.1	Insurance - Health and Life	0	0
665	Regulatory Commission Expense - Rate	0	0
667	Regulatory Commission Expense - Other	0	0
670	Bad Debt Expense	35,194	(15)
675	Miscellaneous Expense	22,136	14,557
403	Depreciation Expense (From Schedule AR4)	85,748	25,485
408	Taxes Other Than Income	0	0
408.11	Property Taxes	24,632	18,868
409	Income Taxes	(129,915)	0
427.1	Customer Security Deposit Interest	0	0
	Total Operating Expenses	\$552,924	\$767,004
	Operating Income / (Loss)	\$86,815	(\$299,496)
	Other Income / (Expense)		
419	Interest and Dividend Income	\$0	\$1
420	AFUDC Revenue	\$0	\$0
421	Non-Utility Income	0	0
426	Miscellaneous Non-Utility (Expense)	0	0
427	Interest (Expense)	(14,604)	(784)
433	Extraordinary Income	0	0
434	Extraordinary Deductions	0	0
	Total Other Income / (Expense)	(\$14,604)	(\$783)
	Net Income / (Loss)	\$72,211	(\$300,279)

Full time equivalent employees

	Direct Company	Allocated	Outside service	Total
President	0.0	0.0	0.0	0.0
Vice-president	0.0	0.0	0.0	0.0
Manager	0.0	0.0	0.0	0.0
Engineering Staff	0.7	0.0	0.0	0.7
System Operator(s)	0.3	0.0	0.0	0.3
Meter reader	0.0	0.0	0.0	0.0
Customer Service	0.0	0.0	0.0	0.0
Accounting	2.1	0.1	0.0	2.2
Business Office	0.0	0.0	0.0	0.0
Rates Department	0.4	0.0	0.0	0.4
Administrative Staff	1.3	0.1	0.0	1.4
Other	0.0	0.0	0.0	0.0
Total	4.9	0.2	0.0	5.1

Cordes Lakes Water Company
 Annual Report
 Supplemental Financial Data (Long-Term Debt)
 12/31/20

Supplemental Financial Data (Long-Term Debt)				
	Loan #1	Loan #2	Loan #3	Loan #4
Date Issued	2/27/2018	NA	NA	NA
Source of Loan	WIFA	NA	NA	NA
ACC Decision No.	76334	NA	NA	NA
Reason for Loan	System Reliability	NA	NA	NA
Dollar Amt. Issued	\$501,848	NA	NA	NA
Amount Outstanding	\$239,080	NA	NA	NA
Date of Maturity	10/1/2037	NA	NA	NA
Interest Rate	3.48%	NA	NA	NA
Current Year Interest	\$0	NA	NA	NA
Current Year Principal	\$11,844	NA	NA	NA

Meter Deposit Balance at Test Year End:	\$54,005
---	----------

Meter Deposits Refunded During the Test Year:	\$1,676
---	---------

List all bonds, notes, loans, and other types of indebtedness in which the proceeds were used in the provision of public utility service. Indebtedness incurred for personal uses by the owner of the utility should not be listed. Input 0 or none if there is nothing to report for that cell.

Well and Water Usage											
Name of the System											
CORDES LAKE WATER COMPANY											
ADEQ Public Water System Number											
AZ0413023											
ADWR PCC Number											
91-000616 0000											
Well registry 55# (55-XXXXXX)	Pump Horsepower	Pump Yield (gpm)	Casing Depth (feet)	Casing Diameter (inches)	Pump Motor Type **	Year Drilled	Water level 2010	Water level 2020	Meter Size (inches)	How measured	Active
55-609346 (1)	7.5	65	470	12	submersible	1969	NA	202	3	Metered	Yes
55-518196 (2)	7.5	95	380	8	submersible	1987	NA	144	3	Metered	Yes
55-609347 (4)	7.5	94	500	12	submersible	1968	NA	105	3	Metered	Yes
55-565855 (5)	10	65	343	10	submersible	1998	NA	261	3	Metered	Yes
55-230938 (7)	20	108	395	8	submersible	2019	NA	86	3	Metered	Yes
NA	NA	NA	NA	NA	NA	NA	NA	NA	NA	NA	NA
NA	NA	NA	NA	NA	NA	NA	NA	NA	NA	NA	NA
NA	NA	NA	NA	NA	NA	NA	NA	NA	NA	NA	NA
NA	NA	NA	NA	NA	NA	NA	NA	NA	NA	NA	NA
NA	NA	NA	NA	NA	NA	NA	NA	NA	NA	NA	NA
NA	NA	NA	NA	NA	NA	NA	NA	NA	NA	NA	NA
NA	NA	NA	NA	NA	NA	NA	NA	NA	NA	NA	NA
NA	NA	NA	NA	NA	NA	NA	NA	NA	NA	NA	NA
NA	NA	NA	NA	NA	NA	NA	NA	NA	NA	NA	NA
NA	NA	NA	NA	NA	NA	NA	NA	NA	NA	NA	NA
NA	NA	NA	NA	NA	NA	NA	NA	NA	NA	NA	NA
NA	NA	NA	NA	NA	NA	NA	NA	NA	NA	NA	NA
NA	NA	NA	NA	NA	NA	NA	NA	NA	NA	NA	NA
NA	NA	NA	NA	NA	NA	NA	NA	NA	NA	NA	NA
NA	NA	NA	NA	NA	NA	NA	NA	NA	NA	NA	NA
NA	NA	NA	NA	NA	NA	NA	NA	NA	NA	NA	NA
NA	NA	NA	NA	NA	NA	NA	NA	NA	NA	NA	NA

Name of system water delivered to	NA
ADWR PCC Number	# N A
Source of water delivered to another system	NA

Name of system water received from	PRESCOTT VALLEY WATER DIST
ADWR PCC Number	91-000636 0000
Source of water received	Ground Water
Well registry 55# (55-XXXXXX)	13-048

Month	Water withdrawn (gallons) ¹	Water sold (gallons) ²	Water delivered (sold) to other systems (gallons) ³	Water received (purchased) from other systems (gallons) ⁴	Estimated authorized use (gallons) ⁵	Purchased Power Expense ⁶	Purchased Power (kWh) ⁷
January	5,189,000.00	4,101,020.00	0.00	0.00	0.00	\$2,938	27,510
February	5,431,500.00	4,458,547.00	0.00	0.00	0.00	2,553	25,152
March	5,458,900.00	3,747,805.00	0.00	0.00	0.00	2,413	22,765
April	6,526,400.00	3,480,255.00	0.00	0.00	0.00	2,624	24,514
May	7,980,386.00	4,266,621.00	0.00	0.00	0.00	3,008	27,171
June	8,445,484.00	6,013,167.00	0.00	90,000.00	0.00	3,285	36,867
July	9,236,470.00	6,335,278.00	0.00	0.00	0.00	3,899	36,707
August	8,672,100.00	6,645,822.00	0.00	0.00	0.00	4,251	39,287
September	8,447,660.00	6,620,972.00	0.00	0.00	0.00	3,677	33,504
October	7,744,700.00	5,693,401.00	0.00	0.00	0.00	3,433	31,823
November	6,852,534.00	5,023,486.00	0.00	0.00	0.00	3,104	28,881
December	7,059,691.00	4,439,567.00	0.00	0.00	0.00	3,382	28,986
Totals	87,044,825.00	60,825,941.00	0.00	90,000.00	0.00	\$38,568	363,167

If applicable, in the space below please provide a description for all un-metered water use along with amounts:
 NA

1 Water withdrawn - Total gallons of water withdrawn from pumped sources
 2 Water sold - Total gallons from customer meters, and other sales such as construction water
 3 Water delivered (sold) to other systems - Total gallons of water delivered to other systems
 4 Water received (purchased) from other systems - Total gallons of water purchased/received from other systems
 5 Estimated authorized use - Total estimated gallons from authorized metered or unmetered use. Authorized uses such as flushing (mains, services and hydrants) draining/cleaning tanks, process, construction, fire fighting, etc. Non-authorized use (real losses) are service line breaks and leaks, water main breaks, meter inaccuracies and theft
 6 Enter the total purchased power costs for the power meters associated with this system
 7 Enter the total purchased kWh used by the power meters associated with this system

Water Utility Plant Description

Name of the System:		CORDES LAKE WATER COMPANY	
ADEQ Public Water System Number:		AZ0413023	
ADWR PCC Number:		91-000616.0000	

MAINS

Sizes (inches)	Material	Length (feet)
4.00	PVC	168,000
8.00	PVC	234,485
1.00	PVC	1,350
NA	NA	NA
NA	NA	NA
NA	NA	NA
NA	NA	NA
NA	NA	NA
NA	NA	NA
NA	NA	NA
NA	NA	NA
NA	NA	NA
NA	NA	NA
NA	NA	NA
NA	NA	NA

CUSTOMER METERS

Size (inches)	Quantity	Percent over 1,00,000 gallons	Percent over 10 years old
0.75	1,489	NA	33%
1	7	NA	NA
2	2	NA	NA
3	4	NA	NA
NA	NA	NA	NA
NA	NA	NA	NA
NA	NA	NA	NA
NA	NA	NA	NA
NA	NA	NA	NA
NA	NA	NA	NA
NA	NA	NA	NA
NA	NA	NA	NA
NA	NA	NA	NA
NA	NA	NA	NA
NA	NA	NA	NA
NA	NA	NA	NA
NA	NA	NA	NA
NA	NA	NA	NA
NA	NA	NA	NA
NA	NA	NA	NA
NA	NA	NA	NA

SERVICE LINES

Material	Percent of system	Year installed
Black poly	100%	NA
NA	NA	NA
NA	NA	NA
NA	NA	NA
NA	NA	NA

BOOSTER PUMPS

Horsepower	GPM	Quantity
2.5	N/A	1
5	N/A	7
7.5	N/A	8
10	N/A	2

FIRE HYDRANTS

Type	Quantity
Standard *	0
Other	0

STORAGE TANKS

Capacity (gallons)	Material	Quantity	Year installed
16,000	Steel	2	NA
30,000	Steel	2	NA
45,000	Steel	2	NA
100,000	Steel	1	NA
NA	NA	NA	NA
NA	NA	NA	NA

PRESSURE/BLADDER TANKS

Capacity (gallons)	Material	Quantity	Year installed
3,000	Steel	1	NA
5,000	Steel	3	NA
5,000	Steel	1	2019
NA	NA	NA	NA
NA	NA	NA	NA
NA	NA	NA	NA

* A standard fire hydrant has two 2.5 inch hose connection nozzles with 7.5 threads per inch, and one 4.5 inch pumper connection nozzle with 4 threads per inch.

Water Utility Plant Description (Continued)

For the following three items, list the utility owned assets in each category for each system.

TREATMENT EQUIPMENT:	Chlorinators all wells
STRUCTURES:	8' x8' Wood Pump House & Fence at Well 1. 8' x8' Block Pump House & Fence at Well 2. 10' x12' Wood Pump House & Fence at Well 3 (out of service). 12' x12' Block Pump House & Fence at Well 4. 8' x8' Wood Pump House & Fence at Well 5. Shade structure & Fence at Well 7. Fencing around Booster Stations 1,2 and 3. Junction booster station block pump house & Fence.
OTHER:	30 KW Portable Generator.

Provide a calculation used to determine the value of one water equivalent residential connection (ERC).

Use one of the following methods:

- (a) If actual flow data are available from the preceding 12 months, divide the total annual single family residence (SFR) gallons sold by the average number of single family residence customers for the same period and divide the result by 365
- (b) If no historical flow data are available, use:
 $ERC = (\text{Total SFR gallons sold (Omit 000)} / 365 \text{ days} / 350 \text{ gallons per day})$

ERC 120
 Method used: (a)

Customer and Other Information	
Name of the System:	CORDES LAKE WATER COMPANY
ADEQ Public Water System Number:	AZ0413023
ADWR PCC Number:	91-000616.0000

Month	Number of Customers				
	Single-Family	Multi-Family	Commercial	Turf/Irrigation	Other Non-Residential
January	1,367	0	19	0	0
February	1,356	0	19	0	0
March	1,353	0	19	0	0
April	1,357	0	18	0	0
May	1,362	0	18	0	0
June	1,363	0	21	0	0
July	1,363	0	21	0	0
August	1,377	0	21	0	0
September	1,383	0	21	0	0
October	1,384	0	21	0	0
November	1,381	0	21	0	0
December	1,387	0	22	0	0

If the system has fire hydrants, what is the fire flow requirements? GPM for hrs.

Does the system have chlorination treatment?

Does the Company have an ADWR Gallons Per Capita Per Day (GCPCPD) requirement?
 If yes, provide the GPCPD amount:

Is the Water Utility located in an ADWR Active Management Area (AMA)?
 If yes, which AMA?

What is the present system connection capacity (in ERCs *) using existing lines?

What is the future system connection capacity (in ERCs *) upon service area buildout?

Describe any plans and estimated completion dates for any enlargements or improvements of this system.

* an ERC is based on the calculation on the bottom of AR9 page 12.

Cordes Lakes Water Company
 Annual Report
 Utility Shutoffs / Disconnects
 12/31/20

Utility Shutoffs / Disconnects	
Name of the System:	CORDES LAKE WATER COMPANY
ADEQ Public Water System Number:	AZ0413023
ADWR PCC Number:	91-000616.0000

Month	Termination without Notice R14-2-410.B	Termination with Notice R14-2-410.C	Other
January	0	13	NA
February	0	11	NA
March	0	9	NA
April	0	0	NA
May	0	0	NA
June	0	0	NA
July	0	0	NA
August	0	0	NA
September	0	0	NA
October	0	0	NA
November	0	0	NA
December	0	0	NA
Total	0	33	0

Other (description):

NA

Instructions: Fill out the Grey Cells with the relevent information. Input 0 or none if there is nothing recorded in that account or there is no applicable information to report.

Property Taxes	
Amount of actual property taxes paid during Calendar Year 2020 was	\$24,632

If no property taxes paid, explain why. NA

Instructions: Fill out the Grey Cells with the relevant information. Input 0 or none if there is nothing recorded in that account or there is no applicable information to report.

Verification and Sworn Statement (Taxes)

Verification: State of Arizona I, the undersigned of the
(state name)

County of (county name): Yavapai
Name (owner or official) title: Matthew Garlick, President
Company name: Cordes Lakes Water Company

DO SAY THAT THIS ANNUAL UTILITY PROPERTY TAX AND SALES TAX REPORT TO THE ARIZONA CORPORATION COMMISSION.

FOR THE YEAR ENDING: 12/31/20

HAS BEEN PREPARED UNDER MY DIRECTION, FROM THE ORIGINAL BOOKS, PAPERS AND RECORDS OF SAID UTILITY; THAT I HAVE CAREFULLY EXAMINED THE SAME, AND DECLARE THE SAME TO BE A COMPLETE AND CORRECT STATEMENT OF BUSINESS AND AFFAIRS OF SAID UTILITY FOR THE PERIOD COVERED BY THIS REPORT IN RESPECT TO EACH AND EVERY MATTER AND THING SET FORTH, TO THE BEST OF MY KNOWLEDGE, INFORMATION AND BELIEF.

Sworn Statement: I HEREBY ATTEST THAT ALL PROPERTY TAXES FOR SAID COMPANY ARE CURRENT AND PAID IN FULL.

I HEREBY ATTEST THAT ALL SALES TAXES FOR SAID COMPANY ARE CURRENT AND PAID IN FULL.

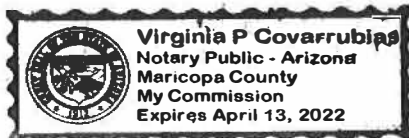
Matthew Garlick
signature of owner/official

623-298-3763
telephone no.

SUBSCRIBED AND SWORN TO BEFORE ME A NOTARY PUBLIC
IN AND FOR THE COUNTY

THIS 25th DAY OF May 2021
(month) and (year)

MY COMMISSION EXPIRES April 13, 2022
(date)



Virginia P. Covarrubias
(signature of notary public)

Verification and Sworn Statement

Verification:

State of Arizona I, the undersigned of the
(state name)
County of (county name): Yavapai
Name (owner or official) title: Matthew Garlick, President
Company name: Cordes Lakes Water Company

DO SAY THAT THIS ANNUAL UTILITY PROPERTY TAX AND SALES TAX REPORT TO THE ARIZONA CORPORATION COMMISSION.

FOR THE YEAR ENDING: 12/31/20

HAS BEEN PREPARED UNDER MY DIRECTION, FROM THE ORIGINAL BOOKS, PAPERS AND RECORDS OF SAID UTILITY; THAT I HAVE CAREFULLY EXAMINED THE SAME, AND DECLARE THE SAME TO BE A COMPLETE AND CORRECT STATEMENT OF BUSINESS AND AFFAIRS OF SAID UTILITY FOR THE PERIOD COVERED BY THIS REPORT IN RESPECT TO EACH AND EVERY MATTER AND THING SET FORTH, TO THE BEST OF MY KNOWLEDGE, INFORMATION AND BELIEF.

Sworn Statement: IN ACCORDANCE WITH THE REQUIREMENTS OF TITLE 40, ARTICLE 8, SECTION 40-401, ARIZONA REVISED STATUTES, IT IS HEREIN REPORTED THAT THE GROSS OPERATING REVENUE OF SAID UTILITY DERIVED FROM ARIZONA INTRASTATE UTILITY OPERATIONS DURING THE CALENDAR YEAR WAS:

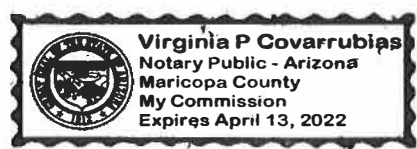
Arizona Intrastate Gross Operating Revenues Only (\$)
\$639,739
(The amount in the box above includes
\$36,663 in sales taxes
billed or collected)

Matthew Garlick
signature of owner/official

623-298-3763
telephone no.

SUBSCRIBED AND SWORN TO BEFORE ME A NOTARY PUBLIC.
IN AND FOR THE COUNTY Maricopa
(county name)
THIS 25th DAY OF May 2021
(month) and (year)

MY COMMISSION EXPIRES April 13, 2022
(date)



Virginia P. Covarrubias
(signature of notary public)

Verification and Sworn Statement (Residential Revenue)

Verification:

State of Arizona I, the undersigned of the
(state name)

County of (county name): Yavapai
Name (owner or official) title: Matthew Garlick, President
Company name: Cordes Lakes Water Company

DO SAY THAT THIS ANNUAL UTILITY PROPERTY TAX AND SALES TAX REPORT TO THE ARIZONA CORPORATION COMMISSION.

FOR THE YEAR ENDING: 12/31/20

HAS BEEN PREPARED UNDER MY DIRECTION, FROM THE ORIGINAL BOOKS, PAPERS AND RECORDS OF SAID UTILITY; THAT I HAVE CAREFULLY EXAMINED THE SAME, AND DECLARE THE SAME TO BE A COMPLETE AND CORRECT STATEMENT OF BUSINESS AND AFFAIRS OF SAID UTILITY FOR THE PERIOD COVERED BY THIS REPORT IN RESPECT TO EACH AND EVERY MATTER AND THING SET FORTH, TO THE BEST OF MY KNOWLEDGE, INFORMATION AND BELIEF.

Sworn Statement:

IN ACCORDANCE WITH THE REQUIREMENTS OF TITLE 40, ARTICLE 8, SECTION 40-401, ARIZONA REVISED STATUTES, IT IS HEREIN REPORTED THAT THE GROSS OPERATING REVENUE OF SAID UTILITY DERIVED FROM ARIZONA INTRASTATE UTILITY OPERATIONS RECEIVED FROM RESIDENTIAL CUSTOMERS DURING THE CALENDAR YEAR WAS:

Arizona Intrastate Gross Operating Revenues Only (\$)
\$580,039
(The amount in the box above includes
\$36,663 in sales taxes
billed or collected)

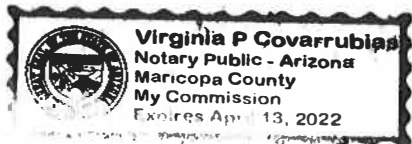
Matthew Garlick
signature of owner/official

623-298-3763
telephone no.

SUBSCRIBED AND SWORN TO BEFORE ME A NOTARY PUBLIC
IN AND FOR THE COUNTY Maricopa
(county name)

THIS 25th DAY OF May 2021
(month) and (year)

MY COMMISSION EXPIRES April 13, 2022
(date)



Virginia P. Covarrubias
(signature of notary public)

Full Gross-up Method for Income Tax Statement of Certification

Verification:

State of Arizona I, the undersigned of the
(state name)

County of (county name): Yavapai
Name (owner or official) title: Matthew Garlick, President
Company name: Cordes Lakes Water Company

FOR THE YEAR ENDING: 12/31/20

Sworn Statement:

IN ACCORDANCE WITH THE REQUIREMENTS OF DECISION NO. 77084, BECAUSE THE UTILITY REQUIRES THE GROSS UP OF ADVANCES AND CONTRIBUTIONS, I HEREBY STATE THAT THE UTILITY HAS INCURRED OR IS EXPECTED TO INCUR A NET INCREASE IN CURRENT INCOME TAX EXPENSE OR A DECREASE IN DEFERRED TAX ASSET FOR A CARRY FORWARD ACCORDING TO GAAP IN AN AMOUNT EQUAL TO OR GREATER THAN THE AMOUNT OF THE REQUIRED GROSS UP PAID BY DEVELOPERS IN THE PERIOD COVERED BY THIS ANNUAL REPORT.

Matthew Garlick

signature of owner/official

623-298-3763

telephone no.

SUBSCRIBED AND SWORN TO BEFORE ME A NOTARY PUBLIC
IN AND FOR THE COUNTY

Maricopa

(county name)

THIS

25th

DAY OF

May 2021

(month) and (year)

MY COMMISSION EXPIRES

April 13, 2022

(date)

Virginia P. Covarrubias

(signature of notary public)

