

**ANNUAL REPORT**

Of

Company Name:   
1501 S. La Canada Dr.

Mailing Address: Green Valley AZ  
85622-1600

Docket No.: W-02304A  
For the Year Ended:

**RECEIVED  
BY EMAIL**

4/15/2020, 04:37 PM

ARIZONA CORPORATION COMMISSION  
UTILITIES DIVISION

**WATER UTILITY**

To

Arizona Corporation Commission

**Due on April 15th**

Email: [rdefuente@azcc.gov](mailto:rdefuente@azcc.gov), mail or deliver the completed Annual Report to:

Arizona Corporation Commission  
Compliance Section - Utilities Division  
1200 West Washington Street  
Phoenix, Arizona 85007

Application Type:

Application Date:

ARIZONA CORPORATION COMMISSION  
 WATER UTILITY ANNUAL REPORT  
 Community Water Company of Green Valley  
 A Class **B** Utility

For the Calendar Year Ended: 12/31/19

Primary Address: 

1501 S La Canada Dr			
City:	Green Valley	State:	Arizona
Zip Code:	85622		

Telephone Number: 

520-625-8409
--------------

Date of Original Organization of Utility: 

6/10/1977
-----------

Person to whom correspondence should be addressed concerning this report:

Name: 

Pierre Hanhart
----------------

  
 Telephone No. : 

520-625-8409
--------------

  
 Address: 

1501 S La Canada Dr			
City:	Green Valley	State:	Arizona
Zip Code:	85622		

  
 Email: 

pierre @COMMUNITYWATER.COM
----------------------------

--	--	--	--

  
 Name: 

Arturo Gabaldon
-----------------

  
 Telephone No. : 

520-625-8409
--------------

  
 Address: 

1501 S La Canada Dr			
City:	Green Valley	State:	Arizona
Zip Code:	85622		

  
 Email: 

arturo@communitywater.com
---------------------------

--	--	--	--

  
 Name: 

--

  
 Telephone No. : 

--

  
 Address: 

City:		State:	
Zip Code:			

  
 Email: 

--

--	--	--	--

  
 Name: 

--

  
 Telephone No. : 

--

  
 Address: 

City:		State:	
Zip Code:			

  
 Email: 

--

--	--	--	--

  
 Name: 

--

  
 Telephone No. : 

--

  
 Address: 

City:		State:	
Zip Code:			

  
 Email: 

--

Ownership: 

Association--Cooperative
--------------------------

Counties Served: 

pima
------

**Important changes during the year**

	For those companies not subject to the affiliated interest rules, has there been a change in ownership or direct control during the year?
	If yes, please provide specific details in the box below.
	n/a

	Has the company been notified by any other regulatory authorities during the year, that they are out of compliance?
	If yes, please provide specific details in the box below.
	n/a

Community Water Company of Green Valley  
Annual Report  
Utility Plant in Service (Water)  
12/31/19

Utility Plant in Service (Water)							
Account No.	Description	Beginning Year Original Cost	Current Year Additions	Current Year Retirements	Adjusted Original Cost	Accumulated Depreciation	OCLD (OC less AD)
301	Organization	\$47,863	\$0	\$0	\$47,863	\$47,588	\$275
302	Franchises	244	0	0	244	136	108
303	Land and Land Rights	170,589	0	0	170,589	0	170,589
304	Structures and Improvements	171,956	0	0	171,956	77,463	94,494
305	Collecting & Improving Reservoirs	0	0	0	0	0	0
306	Lake, River, Canal Intakes	0	0	0	0	0	0
307	Wells and Springs	2,013,049	101,206	110,220	2,004,035	715,490	1,288,545
308	Infiltration Galleries	0	0	0	0	0	0
309	Supply Mains	0	0	0	0	0	0
310	Power Generation Equipment	0	0	0	0	0	0
311	Pumping Equipment	3,459,434	392,902	404,393	3,447,943	3,446,549	1,394
320	Water Treatment Equipment	4,554,350	44,907	42,339	4,556,918	1,648,707	2,908,211
320.1	Water Treatment Plants	0	0	0	0	0	0
320.2	Solution Chemical Feeders	0	0	0	0	0	0
320.3	Point-of-Use Treatment Devices	0	0	0	0	0	0
330	Distribution Reservoirs and Standpipes	2,075,912	5,227	3,783	2,077,357	608,786	1,468,571
330.1	Storage Tanks	0	0	0	0	0	0
330.2	Pressure Tanks	0	0	0	0	0	0
331	Transmission and Distribution Mains	19,914,517	549,398	12,297	20,451,619	8,107,701	12,343,918
333	Services	5,686,839	116,378	0	5,803,217	2,685,899	3,117,319
334	Meters and Meter Installations	2,456,826	312,925	43,477	2,726,274	1,201,203	1,525,071
335	Hydrants	2,193,438	42,464	990	2,234,912	1,111,085	1,123,827
336	Backflow Prevention Devices	0	0	0	0	0	0
339	Other Plant and Misc. Equipment	606,189	0	0	606,189	606,189	0
340	Office Furniture and Equipment	177,339	0	0	177,339	97,509	79,829
340.1	Computer & Software	698,382	88,248	90,088	696,541	696,541	0
341	Transportation Equipment	733,298	27,883	23,853	737,328	737,328	0
342	Stores Equipment	2,441	0	0	2,441	2,190	251
343	Tools, Shop and Garage Equipment	97,078	0	0	97,078	57,376	39,702
344	Laboratory Equipment	12,000	0	0	12,000	12,000	0
345	Power Operated Equipment	171,547	2,745	0	174,292	69,822	104,471
346	Communication Equipment	125,777	7,245	8,439	124,583	124,487	96
347	Miscellaneous Equipment	25,331	0	0	25,331	9,575	15,756
348	Other Tangible Plant	1,065,652	0	0	1,065,652	1,065,652	0
	<b>Totals</b>	<b>\$46,460,052</b>	<b>\$1,691,528</b>	<b>\$739,879</b>	<b>\$47,411,702</b>	<b>\$23,129,275</b>	<b>\$24,282,427</b>

Community Water Company of Green Valley  
Annual Report  
Depreciation Expense for the Current Year (Water)  
12/31/19

Depreciation Expense for the Current Year (Water)									
Account No.	Description	Beginning Year Original Cost	Current Year Additions	Current Year Retirements	Adjusted Original Cost	Fully Depreciated/Non-depreciable Plant	Depreciable Plant	Depreciation Percentages	Depreciation Expense
301	Organization	\$47,863	\$0	\$0	\$47,863	\$47,863	\$0	0.00%	\$0
302	Franchises	244	0	0	244	244	(0)	0.00%	0
303	Land and Land Rights	170,589	0	0	170,589	170,589	0	0.00%	0
304	Structures and Improvements	171,956	0	0	171,956		171,956	3.33%	5,726
305	Collecting & Improving Reservoirs	0	0	0	0		0	0.00%	0
306	Lake, River, Canal Intakes	0	0	0	0		0	0.00%	0
307	Wells and Springs	2,013,049	101,206	110,220	2,004,035		2,004,035	3.33%	66,884
308	Infiltration Galleries	0	0	0	0		0	0.00%	0
309	Supply Mains	0	0	0	0		0	0.00%	0
310	Power Generation Equipment	0	0	0	0		0	0.00%	0
311	Pumping Equipment	3,459,434	392,902	404,393	3,447,943	321,621	3,126,322	12.50%	391,508
320	Water Treatment Equipment	4,554,350	44,907	42,339	4,556,918		4,556,918	3.33%	151,703
320.1	Water Treatment Plants	0	0	0	0		0	0.00%	0
320.2	Solution Chemical Feeders	0	0	0	0		0	0.00%	0
320.3	Point-of-Use Treatment Devices	0	0	0	0		0	0.00%	0
330	Distribution Reservoirs and Standpipes	2,075,912	5,227	3,783	2,077,357		2,077,357	2.22%	46,101
330.1	Storage Tanks	0	0	0	0		0	0.00%	0
330.2	Pressure Tanks	0	0	0	0		0	0.00%	0
331	Transmission and Distribution Mains	19,914,517	549,398	12,297	20,451,619		20,451,619	2.00%	403,661
333	Services	5,686,839	116,378	0	5,803,217		5,803,217	3.33%	191,309
334	Meters and Meter Installations	2,456,826	312,925	43,477	2,726,274		2,726,274	8.33%	215,876
335	Hydrants	2,193,438	42,464	990	2,234,912		2,234,912	2.00%	44,284
336	Backflow Prevention Devices	0	0	0	0		0	0.00%	0
339	Other Plant and Misc. Equipment	606,189	0	0	606,189	606,189	(0)	6.67%	(0)
340	Office Furniture and Equipment	177,339	0	0	177,339		177,339	6.67%	11,828
340.1	Computer & Software	698,382	88,248	90,088	696,541	256,223	440,318	20.00%	88,248
341	Transportation Equipment	733,298	27,883	23,853	737,328	519,266	218,062	11.73%	25,339
342	Stores Equipment	2,441	0	0	2,441		2,441	4.00%	98
343	Tools, Shop and Garage Equipment	97,078	0	0	97,078		97,078	5.00%	4,854
344	Laboratory Equipment	12,000	0	0	12,000	12,000	0	10.00%	0
345	Power Operated Equipment	171,547	2,745	0	174,292		174,292	5.00%	8,646
346	Communication Equipment	125,777	7,245	8,439	124,583		124,583	10.00%	12,518
347	Miscellaneous Equipment	25,331	0	0	25,331		25,331	10.00%	2,533
348	Other Tangible Plant	1,065,652	0	0	1,065,652	1,065,652	(0)	2.47%	(0)
	<b>Subtotal</b>	<b>\$46,460,052</b>	<b>\$1,691,528</b>	<b>\$739,879</b>	<b>\$47,411,702</b>	<b>\$2,999,647</b>	<b>\$44,412,055</b>		<b>\$1,671,117</b>

Contribution(s) in Aid of Construction (Gross)	\$19,542,704
Less: Non Amortizable Contribution(s)	355,147
Fully Amortized Contribution(s)	114,051
Amortizable Contribution(s)	<b>\$19,073,506</b>
Times: Proposed Amortization Rate	3.92%
<b>Amortization of CIAC</b>	<b>\$747,681</b>

Less: Amortization of CIAC \$747,681

**DEPRECIATION EXPENSE** **\$923,436**

Community Water Company of Green Valley  
Annual Report  
Balance Sheet Assets  
12/31/19

<b>Balance Sheet Assets</b>				
	<b>Assets</b>		Balance at Beginning of Year (2019)	Balance at End of Year (2019)
<b>Account No.</b>	<b>Current and Accrued Assets</b>			
131	Cash		996,821.00	1,227,178.00
134	Working Funds			
135	Temporary Cash Investments		3,035,683	2,785,429
141	Customer Accounts Receivable		343,726	345,187
146	Notes Receivable from Associated Companies			
151	Plant Material and Supplies		42,978	44,828
162	Prepayments		25,411	41,674
174	Miscellaneous Current and Accrued Assets		340,621	340,621
	<b>Total Current and Accrued Assets</b>		<b>4,785,240.00</b>	<b>4,784,917.00</b>
<b>Account No.</b>	<b>Fixed Assets</b>			
101	Utility Plant in Service*		\$46,460,052	\$47,411,702
103	Property Held for Future Use		0	0
105	Construction Work in Progress		100,077	49,166
108	Accumulated Depreciation <b>(enter as negative)*</b>		(22,189,536)	(23,129,275)
121	Non-Utility Property		664,669	734,319
122	Accumulated Depreciation - Non Utility			
	<b>Total Fixed Assets</b>		<b>\$25,035,262</b>	<b>\$25,065,912</b>
	<b>Total Assets</b>		<b>\$29,820,502</b>	<b>\$29,850,829</b>

\*Note these items feed automatically from AR3 UPIS Page 4

Community Water Company of Green Valley  
Annual Report  
Balance Sheet Liabilities and Owners Equity

<b>Balance Sheet Liabilities and Owners Equity</b>				
	<b>Liabilities</b>		Balance at Beginning of Year (2019)	Balance at End of Year (2019)
<b>Account No.</b>	<b>Current Liabilities</b>			
231	Accounts Payable		\$161,549	\$187,936
232	Notes Payable (Current Portion)		109,283	117,088
234	Notes Payable to Associated Companies		0	0
235	Customer Deposits		0	0
236	Accrued Taxes		115,306	116,216
237	Accrued Interest		7,707	7,414
242	Miscellaneous Current and Accrued Liabilities		558,304	619,402
	<b>Total Current Liabilities</b>		<b>\$952,149</b>	<b>\$1,048,056</b>
	<b>Long Term Debt</b>			
224	Long Term Debt (Notes and Bonds)		\$2,735,744	\$2,626,751
	<b>Deferred Credits</b>			
251	Unamortized Premium on Debt		\$91,764	\$244,900
252	Advances in Aid of Construction		5,969,291	5,551,115
255	Accumulated Deferred Investment Tax Credits		0	0
271	Contributions in Aid of Construction		18,832,410	19,542,704
272	Less: Amortization of Contributions		(8,176,803)	(8,924,484)
281	Accumulated Deferred Income Tax			
	<b>Total Deferred Credits</b>		<b>\$16,716,662</b>	<b>\$16,414,235</b>
	<b>Total Liabilities</b>		<b>\$20,404,555</b>	<b>\$20,089,042</b>
	<b>Capital Accounts</b>			
201	Common Stock Issued		\$48,010	\$48,010
211	Other Paid-In Capital		9,367,937	9,713,778
215	Retained Earnings			
218	Proprietary Capital (Sole Props and Partnerships)			
	<b>Total Capital</b>		<b>\$9,415,947</b>	<b>\$9,761,788</b>
	<b>Total Liabilities and Capital</b>		<b>\$29,820,502</b>	<b>\$29,850,829</b>

**Note: Total liabilities and Capital must match total assets for the beginning and end of the year!**

Community Water Company of Green Valley  
Annual Report  
Water Comparative Income Statement  
12/31/19

<b>Water Comparative Income Statement</b>			
Account No.	Calendar Year	Current Year 01/01/2019 - 12/31/2019	Last Year 01/01/2018 - 12/31/2018
	<b>Operating Revenue</b>		
461	Metered Water Revenue	\$4,436,806	\$4,493,734
460	Unmetered Water Revenue	13,815	13,643
462	Fire Protection Revenue	0	0
469	Guaranteed Revenues (Surcharges)	0	0
471	Miscellaneous Service Revenues	0	0
474	Other Water Revenue	134,722	101,777
	<b>Total Revenues</b>	<b>\$4,585,343</b>	<b>\$4,609,154</b>
	<b>Operating Expenses</b>		
601	Salaries and Wages	\$1,003,866	\$984,665
604	Employee Pensions and Benefits	168,845	148,634
610	Purchased Water	0	0
615	Purchased Power	272,217	270,522
618	Chemicals	33,140	30,657
620	Materials and Supplies	5,249	2,050
620.1	Repairs and Maintenance	195,891	181,838
620.2	Office Supplies and Expense	6,461	10,683
630	Contractual Services		
631	Contractual Services - Engineering	26,000	26,000
632	Contractual Services - Accounting	27,559	38,844
633	Contractual Services - Legal	(3,714)	34,888
634	Contractual Services - Management Fees		
635	Contractual Services - Water Testing	36,062	9,130
636	Contractual Services - Other	190,715	203,461
640	Rents	0	0
641	Rental of Building/Real Property		
642	Rental of Equipment		
650	Transportation Expenses	67,237	64,001
657	Insurance - General Liability	64,112	60,027
657.1	Insurance - Health and Life	185,757	197,561
665	Regulatory Commission Expense - Rate	36,000	36,000
670	Bad Debt Expense	1,776	3,034
675	Miscellaneous Expense	109,221	100,155
403	Depreciation Expense (From Schedule AR4)	923,436	657,072
408	Taxes Other Than Income	414,404	407,252
408.11	Property Taxes	162,424	159,174
409	Income Taxes		
427.1	Customer Security Deposit Interest	575	801
	<b>Total Operating Expenses</b>	<b>\$3,927,233</b>	<b>\$3,626,449</b>
	<b>Operating Income / (Loss)</b>	<b>\$658,110</b>	<b>\$982,705</b>
	<b>Other Income / (Expense)</b>		
419	Interest and Dividend Income	\$72,582	\$50,010
421	Non-Utility Income	73,966	70,268
426	Miscellaneous Non-Utility (Expense)	(139,475)	(125,077)
427	Interest (Expense)	(171,274)	(176,570)
	<b>Total Other Income / (Expense)</b>	<b>(\$164,201)</b>	<b>(\$181,369)</b>
	<b>Net Income / (Loss)</b>	<b>\$493,909</b>	<b>\$801,336</b>



Community Water Company of Green Valley  
 Annual Report  
 Full time equivalent employees  
 12/31/19

**Full time equivalent employees**

	Direct Company	Allocated	Outside service	Total
President	1.0			1.0
Vice-president	0.0			0.0
Manager	0.0			0.0
Engineering Staff	0.0			0.0
System Operator(s)	13.0			13.0
Meter reader	0.5			0.5
Customer Service	3.0			3.0
Accounting	1.4			1.4
Business Office				0.0
Rates Department				0.0
Administrative Staff	1.0			1.0
Other				0.0
<b>Total</b>	19.9	0.0	0.0	19.9

Community Water Company of Green Valley  
 Annual Report  
 Supplemental Financial Data (Long-Term Debt)  
 12/31/19

<b>Supplemental Financial Data (Long-Term Debt)</b>				
	Loan #1	Loan #2	Loan #3	Loan #4
Date Issued	11/14/2015			
Source of Loan	Compass Bank			
ACC Decision No.	74809			
Reason for Loan	Refinancing Loan			
Dollar Amt. Issued	\$3,234,208			
Amount Outstanding	\$2,763,963			
Date of Maturity	11/14/2029			
Interest Rate	5.68%			
Current Year Interest	\$171,274			
Current Year Principal	\$109,283			

Meter Deposit Balance at Test Year End:	\$14,630
---	----------

Meter Deposits Refunded During the Test Year:	3213.5
---	--------

**List all bonds, notes, loans, and other types of indebtedness in which the proceeds were used in the provision of public utility service. Indebtedness incurred for personal uses by the owner of the utility should not be listed. Input 0 or none if there is nothing to report for that cell.**

**Well and Water Usage**

Name of the System: COMMUNITY WATER CO OF GREEN VALLEY											
ADEQ Public Water System Number			AZ0410004								
ADWR PCC Number:			56-000046.0000								
Well registry 55# (55-XXXXXX):	Pump Horsepower	Pump Yield (gpm)	Casing Depth (feet)	Casing Diameter (inches)	Pump Motor Type **	Year Drilled	Water level 2010	Water level 2019	Meter Size (inches)	How measured:	Active
55-627485	250	1,100	837	12	Deep Well Turb.	1977	256	308	8	Metered	Yes
55-588121	300	1,100	980	20	Deep Well Turb.	2001	313	357	8	Metered	Yes
55-207982	400	2,200	1,130	18	Deep Well Turb.	2005	203	236	8	Metered	Yes
55-608518	350	2,200	2,516	20	Deep Well Turb.	1964	286	293	8	Metered	Yes

Name of system water delivered to: \_\_\_\_\_  
 ADWR PCC Number: \_\_\_\_\_  
 Source of water delivered to another system \_\_\_\_\_

Name of system water received from: \_\_\_\_\_  
 ADWR PCC Number: \_\_\_\_\_  
 Source of water received \_\_\_\_\_  
 Well registry 55# (55-XXXXXX): \_\_\_\_\_

Month	Water withdrawn (gallons) <sup>1</sup>	Water sold (gallons) <sup>2</sup>	Water delivered (sold) to other systems (gallons) <sup>3</sup>	Water received (purchased) from other systems (gallons) <sup>4</sup>	Estimated authorized use (gallons) <sup>5</sup>	Purchased Power Expense <sup>6</sup>	Purchased Power (kWh) <sup>7</sup>
January	56,274,300.00	52,579,100.00	0.00	0.00	0.00	\$19,731	223,220
February	50,303,500.00	48,952,300.00	0.00	0.00	0.00	17,128	204,260
March	61,516,900.00	49,087,600.00	0.00	0.00	0.00	16,608	224,000
April	65,010,800.00	58,905,500.00	0.00	0.00	0.00	22,071	256,280
May	63,957,000.00	58,511,900.00	0.00	0.00	0.00	29,731	287,760
June	66,035,000.00	59,947,300.00	0.00	0.00	0.00	31,533	302,960
July	71,153,000.00	64,380,900.00	0.00	0.00	0.00	29,514	279,820
August	69,154,100.00	65,361,200.00	0.00	0.00	0.00	28,987	276,320
September	63,537,400.00	62,060,600.00	0.00	0.00	0.00	23,309	237,033
October	65,222,100.00	57,014,100.00	0.00	0.00	0.00	19,303	244,317
November	60,443,800.00	60,822,900.00	0.00	0.00	0.00	19,222	240,904
December	52,109,100.00	51,666,000.00	0.00	0.00	0.00	17,618	219,572
<b>Totals</b>	<b>744,717,000.00</b>	<b>689,289,400.00</b>	<b>0.00</b>	<b>0.00</b>	<b>0.00</b>	<b>\$274,755</b>	<b>2,996,446</b>

**If applicable, in the space below please provide a description for all un-metered water use along with amounts:**  
 10,080,800 Gallons. Flushing hydrants/mains. Flushing treatment

1 Water withdrawn - Total gallons of water withdrawn from pumped sources.  
 2 Water sold - Total gallons from customer meters, and other sales such as construction water.  
 3 Water delivered (sold) to other systems - Total gallons of water delivered to other systems  
 4 Water received (purchased) from other systems - Total gallons of water purchased/received from other systems  
 5 Estimated authorized use - Total estimated gallons from authorized metered or unmetered use. Authorized uses such as flushing (mains, services and hydrants) draining/cleaning tanks, process, construction fire fighting, etc. Non-authorized use (real losses) are service line breaks and leaks, water main breaks, meter inaccuracies and theft.  
 6 Enter the total purchased power costs for the power meters associated with this system.  
 7 Enter the total purchased kWh used by the power meters associated with this system

Water Utility Plant Description			
Name of the System:	COMMUNITY WATER CO OF GREEN VALLEY		
ADEQ Public Water System Number:	AZ0410004		
ADWR PCC Number:	56-000046.0000		

MAINS		
Sizes (inches)	Material	Length (feet)
1.50	PVC	2,020
2.00	PVC	6,950
3.00	PVC	7,907
4.00	CA & DI	39,335
6.00	CA & DI	299,490
8.00	CA & DI	241,872
10.00	CA & DI	6,799
12.00	CA & DI	112,869
16.00	CA & DI	45,450

CUSTOMER METERS			
Size (inches)	Quantity	Percent over 1,000,000 gallons	Percent over 10 years old
5/8 X 3/4	10,290		
0.75	105		
1	521		
1.5	87		
2	145		
Turbine 2	22		
Compound 2	8		
3	2		
Turbine 3	20		
Compound 3	2		
4	1		

SERVICE LINES			
Material	Percent of system	Year installed	
Black poly	10%	1986	
Copper	88%	2019	
PVC	2%	1986	

BOOSTER PUMPS			
Horsepower	GPM	Quantity	
100	625	5	
125	575	5	
30	600	1	
150	110	1	

FIRE HYDRANTS	
Type	Quantity
Standard *	1,044
Other	

STORAGE TANKS			
Capacity (gallons)	Material	Quantity	Year installed
1,000,000	CONCRETE	1	1963
1,000,000	STEEL	1	1983
2,000,000	STEEL	1	1997
2,000,000	STEEL	1	2015
300,000	STEEL	1	2007
300,000	STEEL	1	2007

PRESSURE/BLADDER TANKS			
Capacity (gallons)	Material	Quantity	Year installed
7,500	STEEL	1	1974
5,000	STEEL	1	2007
5,000	STEEL	1	2007

\* A standard fire hydrant has two 2.5 inch hose connection nozzles with 7.5 threads per inch, and one 4.5 inch pumper connection nozzle with 4 threads per inch.

<b>Water Utility Plant Description (Continued)</b>
--

For the following three items, list the utility owned assets in each category for each system.

<b>TREATMENT EQUIPMENT:</b>	4 Arsenic removal plants
<b>STRUCTURES:</b>	Office, Warehouse, and Storage Building
<b>OTHER:</b>	Flatbed and 2 Dump Trailers, 14 Service Trucks, 2 Office Vehicles, Dump Truck, Mini-Excavator and 2 Backhoes, 2 Equipment Trailers / Air Compressors, Welding and Asphalt Saw Trailer, Valve Operating Truck

**Provide a calculation used to determine the value of one water equivalent residential connection (ERC).**

Use one of the following methods:

- (a) If actual flow data are available from the preceding 12 months, divide the total annual single family residence (SFR) gallons sold by the average number of single family residence customers for the same period and divide the result by 365
- (b) If no historical flow data are available, use:  
 $ERC = ( \text{Total SFR gallons sold (Omit 000)} / 365 \text{ days} / 350 \text{ gallons per day} )$

ERC	138
Method used:	(a)

Customer and Other Information	
Name of the System:	COMMUNITY WATER CO OF GREEN VALLEY
ADEQ Public Water System Number:	AZ0410004
ADWR PCC Number:	56-000046.0000

Month	Number of Customers				
	Single-Family	Multi-Family	Commercial	Turf/Irrigation	Other Non-Residential
January	See Dec for Est	See Dec for Est	See Dec for Est	See Dec for Est	See Dec for Est
February	See Dec for Est	See Dec for Est	See Dec for Est	See Dec for Est	See Dec for Est
March	See Dec for Est	See Dec for Est	See Dec for Est	See Dec for Est	See Dec for Est
April	See Dec for Est	See Dec for Est	See Dec for Est	See Dec for Est	See Dec for Est
May	See Dec for Est	See Dec for Est	See Dec for Est	See Dec for Est	See Dec for Est
June	See Dec for Est	See Dec for Est	See Dec for Est	See Dec for Est	See Dec for Est
July	See Dec for Est	See Dec for Est	See Dec for Est	See Dec for Est	See Dec for Est
August	See Dec for Est	See Dec for Est	See Dec for Est	See Dec for Est	See Dec for Est
September	See Dec for Est	See Dec for Est	See Dec for Est	See Dec for Est	See Dec for Est
October	See Dec for Est	See Dec for Est	See Dec for Est	See Dec for Est	See Dec for Est
November	See Dec for Est	See Dec for Est	See Dec for Est	See Dec for Est	See Dec for Est
December	7,388	2,741	275	107	15

If the system has fire hydrants, what is the fire flow requirements?  GPM for  hrs.

Does the system have chlorination treatment?

Does the Company have an ADWR Gallons Per Capita Per Day (GPCPD) requirement?

If yes, provide the GPCPD amount:

Is the Water Utility located in an ADWR Active Management Area (AMA)?

If yes, which AMA?

What is the present system connection capacity (in ERCs \*) using existing lines?

What is the future system connection capacity (in ERCs \*) upon service area buildout?

Describe any plans and estimated completion dates for any enlargements or improvements of this system.

n/a

\* an ERC is based on the calculation on the bottom of AR9 page 12.

Community Water Company of Green Valley  
**Annual Report**  
 Utility Shutoffs / Disconnects  
 12/31/19

<b>Utility Shutoffs / Disconnects</b>	
Name of the System:	COMMUNITY WATER CO OF GREEN VALLEY
ADEQ Public Water System Number:	AZ0410004
ADWR PCC Number:	56-000046.0000

Month	Termination without Notice R14-2-410.B	Termination with Notice R14-2-410.C	Other
January		61	
February		48	
March		47	
April		57	
May		51	
June		57	
July		61	
August		51	
September		53	
October		61	
November		29	
December		22	
<b>Total</b>	<b>0</b>	<b>598</b>	<b>0</b>

**Other (description):**

**Instructions:** Fill out the Grey Cells with the relevent information. Input 0 or none if there is nothing recorded in that account or there is no applicable information to report.

<b>Property Taxes</b>	
-----------------------	--

Amount of actual property taxes paid during Calendar Year 2019 was	\$160,226
--	-----------

If no property taxes paid, explain why.
---

<b>Instructions:</b> Fill out the Grey Cells with the relevant information. Input 0 or none if there is nothing recorded in that account or there is no applicable information to report.
---



**Verification and Sworn Statement (Taxes)**

Verification: State of Arizona, I, the undersigned of the  
(state name)

County of (county name): Pima  
Name (owner or official) title: Pierre Hanhart, Controller  
Company name: Community Water Company of Green Valley

DO SAY THAT THIS ANNUAL UTILITY PROPERTY TAX AND SALES TAX REPORT TO THE ARIZONA CORPORATION COMMISSION.

FOR THE YEAR ENDING: 12/31/19

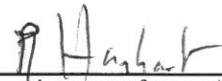
HAS BEEN PREPARED UNDER MY DIRECTION, FROM THE ORIGINAL BOOKS, PAPERS AND RECORDS OF SAID UTILITY; THAT I HAVE CAREFULLY EXAMINED THE SAME, AND DECLARE THE SAME TO BE A COMPLETE AND CORRECT STATEMENT OF BUSINESS AND AFFAIRS OF SAID UTILITY FOR THE PERIOD COVERED BY THIS REPORT IN RESPECT TO EACH AND EVERY MATTER AND THING SET FORTH, TO THE BEST OF MY KNOWLEDGE, INFORMATION AND BELIEF.

Sworn Statement: I HEREBY ATTEST THAT ALL PROPERTY TAXES FOR SAID COMPANY ARE CURRENT AND PAID IN FULL.

I HEREBY ATTEST THAT ALL SALES TAXES FOR SAID COMPANY ARE CURRENT AND PAID IN FULL.

**RECEIVED  
BY EMAIL**

4/15/2020, 04:37 PM  
ARIZONA CORPORATION COMMISSION  
UTILITIES DIVISION



signature of owner/official

520.625.8409

telephone no.

SUBSCRIBED AND SWORN TO BEFORE ME A NOTARY PUBLIC  
IN AND FOR THE COUNTY

PIMA

(county name)


THIS 15th DAY OF

APRIL, 2020


(month) and (year)

MY COMMISSION EXPIRES

10/7/2022  
(date)



(signature of notary public)



**Verification and Sworn Statement**

**Verification:**

State of Arizona I, the undersigned of the  
(state name)  
County of (county name): Pima  
Name (owner or official) title: Pierre Hanhart, Controller  
Company name: Community Water Company of Green Valley

DO SAY THAT THIS ANNUAL UTILITY PROPERTY TAX AND SALES TAX REPORT TO THE ARIZONA CORPORATION COMMISSION.

FOR THE YEAR ENDING: 12/31/19

HAS BEEN PREPARED UNDER MY DIRECTION, FROM THE ORIGINAL BOOKS, PAPERS AND RECORDS OF SAID UTILITY; THAT I HAVE CAREFULLY EXAMINED THE SAME, AND DECLARE THE SAME TO BE A COMPLETE AND CORRECT STATEMENT OF BUSINESS AND AFFAIRS OF SAID UTILITY FOR THE PERIOD COVERED BY THIS REPORT IN RESPECT TO EACH AND EVERY MATTER AND THING SET FORTH, TO THE BEST OF MY KNOWLEDGE, INFORMATION AND BELIEF.

**Sworn Statement:** IN ACCORDANCE WITH THE REQUIREMENTS OF TITLE 40, ARTICLE 8, SECTION 40-401, ARIZONA REVISED STATUTES, IT IS HEREIN REPORTED THAT THE GROSS OPERATING REVENUE OF SAID UTILITY DERIVED FROM ARIZONA INTRASTATE UTILITY OPERATIONS DURING THE CALENDAR YEAR WAS:

Arizona Intrastate Gross Operating Revenues Only (\$)  
\$4,585,342  
(The amount in the box above includes  
\$282,923 in sales taxes  
billed or collected)

**RECEIVED  
BY EMAIL**

4/15/2020, 04:37 PM  
ARIZONA CORPORATION COMMISSION  
UTILITIES DIVISION


*P. Hanhart*  
signature of owner/official

520.625.8409  
telephone no.

SUBSCRIBED AND SWORN TO BEFORE ME A NOTARY PUBLIC  
IN AND FOR THE COUNTY

THIS 15th DAY OF Pima (county name)  
APRIL, 2020  
(month) and (year)

MY COMMISSION EXPIRES 10/7/2022  
(date)



*Heather M Graves*  
(signature of notary public)

**Verification and Sworn Statement (Residential Revenue)**

**Verification:**

State of Arizona I, the undersigned of the  
(state name)

County of (county name): Pima  
Name (owner or official) title: Pierre Hanhart, Controller  
Company name: Community Water Company of Green Valley

DO SAY THAT THIS ANNUAL UTILITY PROPERTY TAX AND SALES TAX REPORT TO THE ARIZONA CORPORATION COMMISSION.

FOR THE YEAR ENDING: 12/31/19

HAS BEEN PREPARED UNDER MY DIRECTION, FROM THE ORIGINAL BOOKS, PAPERS AND RECORDS OF SAID UTILITY; THAT I HAVE CAREFULLY EXAMINED THE SAME, AND DECLARE THE SAME TO BE A COMPLETE AND CORRECT STATEMENT OF BUSINESS AND AFFAIRS OF SAID UTILITY FOR THE PERIOD COVERED BY THIS REPORT IN RESPECT TO EACH AND EVERY MATTER AND THING SET FORTH, TO THE BEST OF MY KNOWLEDGE, INFORMATION AND BELIEF.

**Sworn Statement:** IN ACCORDANCE WITH THE REQUIREMENTS OF TITLE 40, ARTICLE 8, SECTION 40-401, ARIZONA REVISED STATUTES, IT IS HEREIN REPORTED THAT THE GROSS OPERATING REVENUE OF SAID UTILITY DERIVED FROM ARIZONA INTRASTATE UTILITY OPERATIONS RECEIVED FROM RESIDENTIAL CUSTOMERS DURING THE CALENDAR YEAR WAS:

Arizona Intrastate Gross Operating Revenues Only (\$)

\$3,681,725

(The amount in the box above includes

\$227,299 in sales taxes  
billed or collected)

**RECEIVED  
BY EMAIL**

4/15/2020, 04:37 PM

ARIZONA CORPORATION COMMISSION  
UTILITIES DIVISION

*P. Hanhart*

\_\_\_\_\_  
signature of owner/official

520.625.8409

\_\_\_\_\_  
telephone no.

SUBSCRIBED AND SWORN TO BEFORE ME A NOTARY PUBLIC  
IN AND FOR THE COUNTY

PIMA


\_\_\_\_\_  
(county name)

THIS 15th DAY OF APRIL, 2020  
(month) and (year)

MY COMMISSION EXPIRES

10/1/2022  
(date)

*Heather M Graves*  
\_\_\_\_\_  
(signature of notary public)





**Full Gross-up Method for Income Tax Statement of Certification**

**Verification:**

State of Arizona I, the undersigned of the  
(state name)

County of (county name): Pima  
Name (owner or official) title: Pierre Hanhart, Controller  
Company name: Community Water Company of Green Valley

FOR THE YEAR ENDING: 12/31/19

**Sworn Statement:**

IN ACCORDANCE WITH THE REQUIREMENTS OF DECISION NO. 77084, BECAUSE THE UTILITY REQUIRES THE GROSS UP OF ADVANCES AND CONTRIBUTIONS, I HEREBY STATE THAT THE UTILITY HAS NOT INCURRED NOR IS EXPECTED TO INCUR A NET INCREASE IN CURRENT INCOME TAX EXPENSE OR A DECREASE IN DEFERRED TAX ASSET FOR A CARRY FORWARD ACCORDING TO GAAP IN AN AMOUNT EQUAL TO OR GREATER THAN THE AMOUNT OF THE REQUIRED GROSS UP PAID BY DEVELOPERS IN THE PERIOD COVERED BY THIS ANNUAL REPORT.

**RECEIVED  
BY EMAIL**

4/15/2020, 04:37 PM

ARIZONA CORPORATION COMMISSION  
UTILITIES DIVISION

Pierre Hanhart  
signature of owner/official

520.625.8409  
telephone no.

SUBSCRIBED AND SWORN TO BEFORE ME A NOTARY PUBLIC  
IN AND FOR THE COUNTY PIMA  
(county name)

THIS 15th DAY OF APRIL, 2020  
(month) and (year)

MY COMMISSION EXPIRES 10/7/2022  
(date)

Heather M Graves  
(signature of notary public)

