

ANNUAL REPORT

Of

Company Name:
211 N. Florence St., Ste. 107

Mailing Address: Casa Grande AZ
85122

Docket No.: W-01990A
For the Year Ended:

RECEIVED
UTILITIES DIVISION
2021 JUN 29 P 2:44
ARIZONA CORPORATION
COMMISSION

WATER UTILITY

To

Arizona Corporation Commission

Due on April 15th

Email: Util-Compliance@azcc.gov, mail or deliver the completed Annual Report to:
Arizona Corporation Commission
Compliance Section - Utilities Division
1200 West Washington Street
Phoenix, Arizona 85007

Application Type:
Application Date:

ARIZONA CORPORATION COMMISSION
WATER UTILITY ANNUAL REPORT
Casa Grande West Water Co., Inc.
A Class Utility

For the Calendar Year Ended: 12/31/20

Primary Address:
City: State: Zip Code:

Telephone Number:

Date of Original Organization of Utility:

Person to whom correspondence should be addressed concerning this report:

Name:
Telephone No. :
Address:
City: State: Zip Code:
Email:

Name:
Telephone No. :
Address:
City: State: Zip Code:
Email:

Name:
Telephone No. :
Address:
City: State: Zip Code:
Email:

Name:
Telephone No. :
Address:
City: State: Zip Code:
Email:

Name:
Telephone No. :
Address:
City: State: Zip Code:
Email:

Ownership:

Counties Served:

Important changes during the year

Yes	For those companies not subject to the affiliated interest rules, has there been a change in ownership or direct control during the year?
	If yes, please provide specific details in the box below.
	On May 17, 2018 a court order for the distribution of the stock was issued. The stock was approved to be distributed to Norma Little, (40%), The Jeremy Robert Little Special Needs Trust, (36%), and East Valley Fiduciary Services, Inc. as conservator for James Little, (24%).

	Has the company been notified by any other regulatory authorities during the year, that they are out of compliance?
	If yes, please provide specific details in the box below.
	N/A

Utility Plant in Service (Water)							
Account No.	Description	Beginning Year Original Cost	Current Year Additions	Current Year Retirements	Adjusted Original Cost	Accumulated Depreciation	OCLD (OC less AD)
301	Organization	\$0			\$0	\$0	\$0
302	Franchises	0			0	0	0
303	Land and Land Rights	1,720			1,720	0	1,720
304	Structures and Improvements	37,114			37,114	20,507	16,607
305	Collecting & Improving Reservoirs	0			0	0	0
306	Lake, River, Canal Intakes	0			0	0	0
307	Wells and Springs	64,910			64,910	45,763	19,147
308	Infiltration Galleries	0			0	0	0
309	Supply Mains	0			0	0	0
310	Power Generation Equipment	0			0	0	0
311	Pumping Equipment	17,363	18,116		35,479	18,584	16,895
320	Water Treatment Equipment	0			0	0	0
320.1	Water Treatment Plants	144,859			144,859	67,708	77,151
320.2	Solution Chemical Feeders	0			0	0	0
320.3	Point-of-Use Treatment Devices	0			0	0	0
330	Distribution Reservoirs and Standpipes	0			0	0	0
330.1	Storage Tanks	204,822			204,822	83,613	121,209
330.2	Pressure Tanks	38,821			38,821	33,390	5,431
331	Transmission and Distribution Mains	68,541	13,265		81,806	29,152	52,654
333	Services	4,964			4,964	4,001	963
334	Meters and Meter Installations	3,452			3,452	1,034	2,418
335	Hydrants	0			0	0	0
336	Backflow Prevention Devices	0			0	0	0
339	Other Plant and Misc. Equipment	0			0	0	0
340	Office Furniture and Equipment	525			525	525	0
340.1	Computer & Software	1,000			1,000	1,000	0
341	Transportation Equipment	0			0	0	0
342	Stores Equipment	0			0	0	0
343	Tools, Shop and Garage Equipment	445			445	445	0
344	Laboratory Equipment	0			0	0	0
345	Power Operated Equipment	0			0	0	0
346	Communication Equipment	0			0	0	0
347	Miscellaneous Equipment	0			0	0	0
348	Other Tangible Plant	0			0	0	0
	Totals	\$588,536	\$31,381	\$0	\$619,917	\$305,722	\$314,195

Casa Grande West Water Co., Inc.
Annual Report
Depreciation Expense for the Current Year (Water)
12/31/20

Depreciation Expense for the Current Year (Water)									
Account No.	Description	Beginning Year Original Cost	Current Year Additions	Current Year Retirements	Adjusted Original Cost	Fully Depreciated/Non-depreciable Plant	Depreciable Plant	Depreciation Percentages	Depreciation Expense
301	Organization	\$0	\$0	\$0	\$0		\$0		\$0
302	Franchises	0	0	0	0		0		0
303	Land and Land Rights	1,720	0	0	1,720		1,720		0
304	Structures and Improvements	37,114	0	0	37,114		37,114		1,123
305	Collecting & Improving Reservoirs	0	0	0	0		0		0
306	Lake, River, Canal Intakes	0	0	0	0		0		0
307	Wells and Springs	64,910	0	0	64,910		64,910		2,068
308	Infiltration Galleries	0	0	0	0		0		0
309	Supply Mains	0	0	0	0		0		0
310	Power Generation Equipment	0	0	0	0		0		0
311	Pumping Equipment	17,363	18,116	0	35,479		35,479		2,268
320	Water Treatment Equipment	0	0	0	0		0		0
320.1	Water Treatment Plants	144,859	0	0	144,859		144,859		3,821
320.2	Solution Chemical Feeders	0	0	0	0		0		0
320.3	Point-of-Use Treatment Devices	0	0	0	0		0		0
330	Distribution Reservoirs and Standpipes	0	0	0	0		0		0
330.1	Storage Tanks	204,822	0	0	204,822		204,822		10,242
330.2	Pressure Tanks	38,821	0	0	38,821		38,821		123
331	Transmission and Distribution Mains	68,541	13,265	0	81,806		81,806		1,144
333	Services	4,964	0	0	4,964		4,964		65
334	Meters and Meter Installations	3,452	0	0	3,452		3,452		242
335	Hydrants	0	0	0	0		0		0
336	Backflow Prevention Devices	0	0	0	0		0		0
339	Other Plant and Misc. Equipment	0	0	0	0		0		0
340	Office Furniture and Equipment	525	0	0	525		525		0
340.1	Computer & Software	1,000	0	0	1,000		1,000		0
341	Transportation Equipment	0	0	0	0		0		0
342	Stores Equipment	0	0	0	0		0		0
343	Tools, Shop and Garage Equipment	445	0	0	445		445		0
344	Laboratory Equipment	0	0	0	0		0		0
345	Power Operated Equipment	0	0	0	0		0		0
346	Communication Equipment	0	0	0	0		0		0
347	Miscellaneous Equipment	0	0	0	0		0		0
348	Other Tangible Plant	0	0	0	0		0		0
	Subtotal	\$588,536	\$31,381	\$0	\$619,917	\$0	\$619,917		\$21,096

Contribution(s) in Aid of Construction (Gross)	\$6,158
Less: Non Amortizable Contribution(s)	0
Fully Amortized Contribution(s)	0
Amortizable Contribution(s)	\$6,158
Times: Proposed Amortization Rate	3.40%
Amortization of CIAC	\$210

Less: Amortization of CIAC

DEPRECIATION EXPENSE

Andersen & Sarnowski, P.C.
Certified Public Accountants
550 E. Cottonwood Lane, Suite C
Casa Grande, Arizona 85122

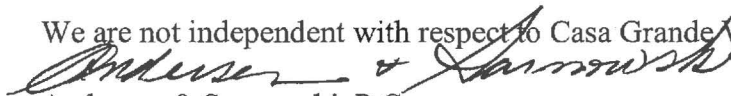
To the Board of Directors
Casa Grande West Water Co., Inc
Casa Grande, Arizona 85122

Management is responsible for the accompanying financial statements of Casa Grande West Water Co., Inc (a corporation), which comprise the balance sheet assets and balance sheet liabilities and owners' equity as of January 1, 2020 and December 31, 2020 and the related statement of water comparative income for the years ended December 31, 2019 and December 31, 2020 included in the accompanying prescribed form in accordance with accounting principles generally accepted in the United States of America. We have performed the compilation engagement in accordance with Statements on Standards for Accounting and Review Services promulgated by the Accounting and Review Services Committee of the AICPA. We did not audit or review the financial statements nor were we required to perform any procedures to verify the accuracy or completeness of the information provided by management. Accordingly, we do not express an opinion, a conclusion, nor provide any form of assurance on these financial statements in the accompanying prescribed form.

The financial statements included in the accompanying prescribed form are intended to comply with the requirements of the Arizona Corporation Commission and are not intended to be a presentation in accordance with accounting principles generally accepted in the United States of America.

The supplementary information contained in the accompanying prescribed form has been presented for purposes of additional analysis and is not a required part of the basic financial statements. This information is the representation and responsibility of management. The information included on pages 2-5, and 9-20 was not subject to our compilation engagement. We do not express an opinion, a conclusion, nor provide any assurance on it.

We are not independent with respect to Casa Grande West Water Co., Inc.


Andersen & Sarnowski, P.C.

June 15, 2021

Casa Grande West Water Co., Inc.
Annual Report
Balance Sheet Assets
12/31/20

Balance Sheet Assets				
	Assets		Balance at Beginning of Year (2020)	Balance at End of Year (2020)
Account No.	Current and Accrued Assets			
131	Cash		\$8,366	\$3,568
134	Working Funds		0	0
135	Temporary Cash Investments		0	0
141	Customer Accounts Receivable		17,330	13,892
146	Notes Receivable from Associated Companies		13,123	16,239
151	Plant Material and Supplies		0	0
162	Prepayments		20,613	21,827
174	Miscellaneous Current and Accrued Assets		1,955	0
	Total Current and Accrued Assets		\$61,387	\$55,526
Account No.	Fixed Assets			
101	Utility Plant in Service*		\$587,012	\$619,917
103	Property Held for Future Use		0	
105	Construction Work in Progress		0	
108	Accumulated Depreciation (enter as negative)*		(283,101)	(305,722)
121	Non-Utility Property		1,525	0
122	Accumulated Depreciation - Non Utility		(1,525)	0
	Total Fixed Assets		\$303,911	\$314,195
	Total Assets		\$365,298	\$369,721

*Note these items feed automatically from AR3 UPIS Page 4

Casa Grande West Water Co., Inc.
Annual Report
Balance Sheet Liabilities and Owners Equity

Balance Sheet Liabilities and Owners Equity				
	Liabilities		Balance at Beginning of Year (2020)	Balance at End of Year (2020)
Account No.	Current Liabilities			
231	Accounts Payable		\$828	\$1,741
232	Notes Payable (Current Portion)		12,351	12,880
234	Notes Payable to Associated Companies		0	
235	Customer Deposits		840	840
236	Accrued Taxes		540	6,223
237	Accrued Interest		0	0
242	Miscellaneous Current and Accrued Liabilities		978	2,782
	Total Current Liabilities		\$15,537	\$24,466
	Long Term Debt			
224	Long Term Debt (Notes and Bonds)		\$163,110	\$150,230
	Deferred Credits			
251	Unamortized Premium on Debt		\$0	\$0
252	Advances in Aid of Construction		0	0
255	Accumulated Deferred Investment Tax Credits		0	0
271	Contributions in Aid of Construction		6,158	6,158
272	Less: Amortization of Contributions		(1,622)	(1,832)
281	Accumulated Deferred Income Tax		18,994	20,300
	Total Deferred Credits		\$23,530	\$24,626
	Total Liabilities		\$202,177	\$199,322
	Capital Accounts			
201	Common Stock Issued		\$100	\$100
211	Other Paid-In Capital		16,926	16,926
215	Retained Earnings		146,095	153,373
218	Proprietary Capital (Sole Props and Partnerships)			
	Total Capital		\$163,121	\$170,399
	Total Liabilities and Capital		\$365,298	\$369,721

Note: Total liabilities and Capital must match total assets for the beginning and end of the year!

Casa Grande West Water Co., Inc.
Annual Report
Water Comparative Income Statement
12/31/20

Water Comparative Income Statement			
Account No.	Calendar Year	Current Year 01/01/2020 - 12/31/2020	Last Year 01/01/2019 - 12/31/2019
	Operating Revenue		
461	Metered Water Revenue	\$174,535	\$162,989
460	Unmetered Water Revenue	0	5,959
462	Fire Protection Revenue	0	0
469	Guaranteed Revenues (Surcharges)	0	0
471	Miscellaneous Service Revenues	0	0
474	Other Water Revenue	0	0
	Total Revenues	\$174,535	\$168,948
	Operating Expenses		
601	Salaries and Wages		\$10,350
604	Employee Pensions and Benefits		0
610	Purchased Water	266	261
615	Purchased Power	14,690	13,232
618	Chemicals	2,717	450
620	Materials and Supplies		0
620.1	Repairs and Maintenance	13,308	6,317
620.2	Office Supplies and Expense	2,940	4,109
630	Contractual Services	48,440	30,000
631	Contractual Services - Engineering		0
632	Contractual Services - Accounting	4,394	8,659
633	Contractual Services - Legal		0
634	Contractual Services - Management Fees		0
635	Contractual Services - Water Testing	65	1,055
636	Contractual Services - Other		0
640	Rents		0
641	Rental of Building/Real Property	4,297	4,297
642	Rental of Equipment		0
650	Transportation Expenses	36	1,566
657	Insurance - General Liability		25
657.1	Insurance - Health and Life	2,287	0
665	Regulatory Commission Expense - Rate		0
670	Bad Debt Expense	9,366	4,026
675	Miscellaneous Expense	21,461	25,087
403	Depreciation Expense (From Schedule AR4)	20,886	19,060
408	Taxes Other Than Income	12,623	10,630
408.11	Property Taxes	7,301	7,338
409	Income Taxes	2,391	5,967
427.1	Customer Security Deposit Interest		0
	Total Operating Expenses	\$167,468	\$152,429
	Operating Income / (Loss)	\$7,067	\$16,519
	Other Income / (Expense)		
419	Interest and Dividend Income	\$1,398	\$1
421	Non-Utility Income	687	1,338
426	Miscellaneous Non-Utility (Expense)		0
427	Interest (Expense)	(1,874)	(2,183)
	Total Other Income / (Expense)	\$211	(\$844)
	Net Income / (Loss)	\$7,278	\$15,675

Full time equivalent employees

	Direct Company	Allocated	Outside service	Total
President	0.0	0.0	0.0	0.0
Vice-president	0.0	0.0	0.0	0.0
Manager	0.0	0.0	0.0	0.0
Engineering Staff	0.0	0.0	0.0	0.0
System Operator(s)	0.8	0.0	0.0	0.8
Meter reader	0.0	0.0	0.0	0.0
Customer Service	0.0	0.0	0.0	0.0
Accounting	0.0	0.0	0.0	0.0
Business Office	0.0	0.0	0.0	0.0
Rates Department	0.0	0.0	0.0	0.0
Administrative Staff	0.0	0.0	0.0	0.0
Other	0.0	0.0	0.0	0.0
Total	0.8	0.0	0.0	0.8

Casa Grande West Water Co., Inc.
 Annual Report
 Supplemental Financial Data (Long-Term Debt)
 12/31/20

Supplemental Financial Data (Long-Term Debt)				
	Loan #1	Loan #2	Loan #3	Loan #4
Date Issued	4/5/2011	N/A	N/A	N/A
Source of Loan	WIFA	0	0	0
ACC Decision No.	72035	0	0	0
Reason for Loan	Arsn Trst Tk, 100,	0	0	0
Dollar Amt. Issued	\$259,335	\$0	\$0	\$0
Amount Outstanding	\$163,110	\$0	\$0	\$0
Date of Maturity	20 Years	N/A	N/A	N/A
Interest Rate	4.20%	0.00%	0.00%	0.00%
Current Year Interest	\$1,874	\$0	\$0	\$0
Current Year Principal	\$12,351	\$0	\$0	\$0

Meter Deposit Balance at Test Year End:	\$840
---	-------

Meter Deposits Refunded During the Test Year:	\$0
---	-----

List all bonds, notes, loans, and other types of indebtedness in which the proceeds were used in the provision of public utility service. Indebtedness incurred for personal uses by the owner of the utility should not be listed. Input 0 or none if there is nothing to report for that cell.

Well and Water Usage

Name of the System:		CASA GRANDE WEST WATER CO									
ADEQ Public Water System Number:		AZ0411024									
ADWR PCC Number:		91-000530.0000									
Well registry 55# (55-XXXXXX):	Pump Horsepower	Pump Yield (gpm)	Casing Depth (feet)	Casing Diameter (inches)	Pump Motor Type **	Year Drilled	Water level 2010	Water level 2020	Meter Size (inches)	How measured:	Active
55-625198	40	200	800	16	Berkeley	Pre '82	420	410	4	Metered	Yes
55-625197	15 (offline)	60 (offline)	600	10	N/A	Pre '82	Unknown	Unknown	3	Metered	No
55-625199	N/A	N/A	N/A	N/A	N/A	Pre '82	N/A	N/A	N/A	Metered	No
N/A	N/A	N/A	N/A	N/A	N/A	N/A	N/A	N/A	N/A	N/A	N/A
N/A	N/A	N/A	N/A	N/A	N/A	N/A	N/A	N/A	N/A	N/A	N/A
N/A	N/A	N/A	N/A	N/A	N/A	N/A	N/A	N/A	N/A	N/A	N/A
N/A	N/A	N/A	N/A	N/A	N/A	N/A	N/A	N/A	N/A	N/A	N/A
N/A	N/A	N/A	N/A	N/A	N/A	N/A	N/A	N/A	N/A	N/A	N/A
N/A	N/A	N/A	N/A	N/A	N/A	N/A	N/A	N/A	N/A	N/A	N/A
N/A	N/A	N/A	N/A	N/A	N/A	N/A	N/A	N/A	N/A	N/A	N/A
N/A	N/A	N/A	N/A	N/A	N/A	N/A	N/A	N/A	N/A	N/A	N/A
N/A	N/A	N/A	N/A	N/A	N/A	N/A	N/A	N/A	N/A	N/A	N/A
N/A	N/A	N/A	N/A	N/A	N/A	N/A	N/A	N/A	N/A	N/A	N/A
N/A	N/A	N/A	N/A	N/A	N/A	N/A	N/A	N/A	N/A	N/A	N/A
N/A	N/A	N/A	N/A	N/A	N/A	N/A	N/A	N/A	N/A	N/A	N/A
N/A	N/A	N/A	N/A	N/A	N/A	N/A	N/A	N/A	N/A	N/A	N/A
N/A	N/A	N/A	N/A	N/A	N/A	N/A	N/A	N/A	N/A	N/A	N/A
N/A	N/A	N/A	N/A	N/A	N/A	N/A	N/A	N/A	N/A	N/A	N/A
N/A	N/A	N/A	N/A	N/A	N/A	N/A	N/A	N/A	N/A	N/A	N/A
N/A	N/A	N/A	N/A	N/A	N/A	N/A	N/A	N/A	N/A	N/A	N/A
N/A	N/A	N/A	N/A	N/A	N/A	N/A	N/A	N/A	N/A	N/A	N/A
N/A	N/A	N/A	N/A	N/A	N/A	N/A	N/A	N/A	N/A	N/A	N/A
N/A	N/A	N/A	N/A	N/A	N/A	N/A	N/A	N/A	N/A	N/A	N/A
N/A	N/A	N/A	N/A	N/A	N/A	N/A	N/A	N/A	N/A	N/A	N/A
N/A	N/A	N/A	N/A	N/A	N/A	N/A	N/A	N/A	N/A	N/A	N/A

Name of system water delivered to:	CASA GRANDE WEST WATER CO
ADWR PCC Number:	91-000530.0000
Source of water delivered to another system	Ground Water
Name of system water received from:	CASA GRANDE WEST WATER CO
ADWR PCC Number:	91-000530.0000
Source of water received	Ground Water
Well registry 55# (55-XXXXXX):	N/A

Month	Water withdrawn (gallons) ¹	Water sold (gallons) ²	Water delivered (sold) to other systems (gallons) ³	Water received (purchased) from other systems (gallons) ⁴	Estimated authorized use (gallons) ⁵	Purchased Power Expense ⁶	Purchased Power (kWh) ⁷
January	1,761,700.00	1,459,752.00	0.00	0.00	0.00	\$0	0
February	2,113,700.00	1,720,275.00	0.00	0.00	0.00	0	0
March	1,725,500.00	1,454,480.00	0.00	0.00	0.00	0	0
April	2,223,900.00	1,801,480.00	0.00	0.00	0.00	0	0
May	2,820,400.00	2,549,530.00	0.00	0.00	0.00	0	0
June	3,455,100.00	2,960,460.00	0.00	0.00	0.00	0	0
July	3,415,100.00	2,913,230.00	0.00	0.00	0.00	0	0
August	3,438,900.00	3,040,730.00	0.00	0.00	0.00	0	0
September	3,402,100.00	2,988,770.00	0.00	0.00	0.00	0	0
October	2,396,500.00	2,121,860.00	0.00	0.00	0.00	0	0
November	2,407,200.00	2,007,460.00	0.00	0.00	0.00	0	0
December	2,251,100.00	1,785,084.00	0.00	0.00	0.00	0	0
Totals	31,411,200.00	26,803,111.00	0.00	0.00	0.00	\$0	0

If applicable, in the space below please provide a description for all un-metered water use along with amounts:

¹ Water withdrawn - Total gallons of water withdrawn from pumped sources.
² Water sold - Total gallons from customer meters, and other sales such as construction water.
³ Water delivered (sold) to other systems - Total gallons of water delivered to other systems.
⁴ Water received (purchased) from other systems - Total gallons of water purchased/received from other systems.
⁵ Estimated authorized use - Total estimated gallons from authorized metered or unmetered use. Authorized uses such as flushing (mains, services and hydrants) draining/cleaning tanks, process, construction, fire fighting, etc. Non-authorized use (real losses) are service line breaks and leaks, water main breaks, meter inaccuracies and theft.
⁶ Enter the total purchased power costs for the power meters associated with this system.
⁷ Enter the total purchased kWh used by the power meters associated with this system.

Water Utility Plant Description			
Name of the System:	CASA GRANDE WEST WATER CO		
ADEQ Public Water System Number:	AZ0411024		
ADWR PCC Number:	91-000530.0000		

MAINS		
Sizes (inches)	Material	Length (feet)
2.00	NA	0
3.00	NA	0
4.00	PVC	32,900
5.00	Transite	Unknown
6.00	PVC	14,498
8.00	NA	0
10.00	NA	0
12.00	NA	0
NA	NA	0
NA	NA	0
NA	NA	0
NA	NA	0
NA	NA	0
NA	NA	0

CUSTOMER METERS			
Size (inches)	Quantity	Percent over 1,000,000 gallons	Percent over 10 years old
5/8 X 3/4	0	0%	0%
0.75	302	43%	68%
1	2	50%	100%
1.5	0	0%	0%
Compound 2	0	0%	0%
Turbine 2	0	0%	0%
Compound 3	0	0%	0%
Turbine 3	0	0%	0%
Compound 4	0	0%	0%
Turbine 4	0	0%	0%
Compound 6	0	0%	0%
Turbine 6	0	0%	0%
8	0	0%	0%
NA	0	0%	0%
NA	0	0%	0%

SERVICE LINES		
Material	Percent of system	Year installed
NA		
NA		
NA		
NA		
NA		

BOOSTER PUMPS		
Horsepower	GPM	Quantity
10	180	2
N/A		0
N/A		0
N/A		0

FIRE HYDRANTS	
Type	Quantity
Standard *	0
Other	0

STORAGE TANKS			
Capacity (gallons)	Material	Quantity	Year installed
10,000 (offline)	Steel	2	2007
8,000	Steel	1	2004
125,000	Steel	1	2015

PRESSURE/BLADDER TANKS			
Capacity (gallons)	Material	Quantity	Year installed
1,500	Steel	1	2015

* A standard fire hydrant has two 2.5 inch hose connection nozzles with 7.5 threads per inch, and one 4.5 inch pumper connection nozzle with 4 threads per inch.

Water Utility Plant Description (Continued)
--

For the following three items, list the utility owned assets in each category for each system.

TREATMENT EQUIPMENT:	Arsenic Treatment Vessels, Continuous Chlorination, Treatment Media Change in 2019.
-----------------------------	---

STRUCTURES:	Three: out of service storage tanks/ One: out of service hydrotank 100,000 Gal plus in service storage tank Arsenic treatment vessels service 1,500 Gal hydrotank Chlorinator	One: Two: One: In One:
--------------------	---	---------------------------------

OTHER:	N/A
---------------	-----

Provide a calculation used to determine the value of one water equivalent residential connection (ERC).

Use one of the following methods:

- (a) If actual flow data are available from the preceding 12 months, divide the total annual single family residence (SFR) gallons sold by the average number of single family residence customers for the same period and divide the result by 365
- (b) If no historical flow data are available, use:
 $ERC = (\text{Total SFR gallons sold (Omit 000)} / 365 \text{ days} / 350 \text{ gallons per day})$

ERC

209

 Method used:

(b)

Customer and Other Information	
Name of the System:	CASA GRANDE WEST WATER CO
ADEQ Public Water System Number:	AZ0411024
ADWR PCC Number:	91-000530.0000

Month	Number of Customers				
	Single-Family	Multi-Family	Commercial	Turf/Irrigation	Other Non-Residential
January	304	0	0	0	0
February	306	0	0	0	0
March	304	0	0	0	0
April	305	0	0	0	0
May	306	0	0	0	0
June	305	0	0	0	0
July	306	0	0	0	0
August	305	0	0	0	0
September	305	0	0	0	0
October	304	0	0	0	0
November	304	0	0	0	0
December	304	0	0	0	0

If the system has fire hydrants, what is the fire flow requirements? GPM for hrs.

Does the system have chlorination treatment?

Does the Company have an ADWR Gallons Per Capita Per Day (GCPCPD) requirement?

If yes, provide the GPCPD amount:

Is the Water Utility located in an ADWR Active Management Area (AMA)?

If yes, which AMA?

What is the present system connection capacity (in ERCs *) using existing lines?

What is the future system connection capacity (in ERCs *) upon service area buildout?

Describe any plans and estimated completion dates for any enlargements or improvements of this system.

General repairs as need. Water company sold to Arizona Water Co. effective 8/23/2021.

* an ERC is based on the calculation on the bottom of AR9 page 12.

Casa Grande West Water Co., Inc.
 Annual Report
 Utility Shutoffs / Disconnects
 12/31/20

Utility Shutoffs / Disconnects	
Name of the System:	CASA GRANDE WEST WATER CO
ADEQ Public Water System Number:	AZ0411024
ADWR PCC Number:	91-000530.0000

Month	Termination without Notice R14-2-410.B	Termination with Notice R14-2-410.C	Other
January	0	2	0
February	0	1	0
March	0	0	0
April	0	2	0
May	0	3	0
June	0	3	0
July	0	4	0
August	0	2	0
September	0	2	0
October	0	0	0
November	0	1	0
December	0	1	0
Total	0	21	0

Other (description):

Instructions: Fill out the Grey Cells with the relevant information. Input 0 or none if there is nothing recorded in that account or there is no applicable information to report.

Property Taxes

Amount of actual property taxes paid during Calendar Year 2020 was

\$7,301

If no property taxes paid, explain why.

Grey cell for explanation of no property taxes paid.

Instructions: Fill out the Grey Cells with the relevant information. Input 0 or none if there is nothing recorded in that account or there is no applicable information to report.

Verification and Sworn Statement (Taxes)

Verification: State of Arizona I, the undersigned of the
(state name)


County of (county name): Pinal
Name (owner or official) title: Mike Bogle, Fiduciary Agent
Company name: Casa Grande West Water Co., Inc.

DO SAY THAT THIS ANNUAL UTILITY PROPERTY TAX AND SALES TAX REPORT TO THE ARIZONA CORPORATION COMMISSION.

FOR THE YEAR ENDING: 12/31/20

HAS BEEN PREPARED UNDER MY DIRECTION, FROM THE ORIGINAL BOOKS, PAPERS AND RECORDS OF SAID UTILITY; THAT I HAVE CAREFULLY EXAMINED THE SAME, AND DECLARE THE SAME TO BE A COMPLETE AND CORRECT STATEMENT OF BUSINESS AND AFFAIRS OF SAID UTILITY FOR THE PERIOD COVERED BY THIS REPORT IN RESPECT TO EACH AND EVERY MATTER AND THING SET FORTH, TO THE BEST OF MY KNOWLEDGE, INFORMATION AND BELIEF.

Sworn Statement: I HEREBY ATTEST THAT ALL PROPERTY TAXES FOR SAID COMPANY ARE CURRENT AND PAID IN FULL.

X 
signature of owner/official


480-985-0936
telephone no.

X SUBSCRIBED AND SWORN TO BEFORE ME A NOTARY PUBLIC
IN AND FOR THE COUNTY

THIS 28th DAY OF Maricopa
June 2021
(month) and (year)

MY COMMISSION EXPIRES 09/27/2022
(date)


(signature of notary public)



Verification and Sworn Statement

Verification:

State of Arizona I, the undersigned of the
(state name)
County of (county name): Pinal
Name (owner or official) title: Mike Bogle, Fiduciary Agent
Company name: Casa Grande West Water Co., Inc.

DO SAY THAT THIS ANNUAL UTILITY PROPERTY TAX AND SALES TAX REPORT TO THE ARIZONA CORPORATION COMMISSION.

FOR THE YEAR ENDING: 12/31/20

HAS BEEN PREPARED UNDER MY DIRECTION, FROM THE ORIGINAL BOOKS, PAPERS AND RECORDS OF SAID UTILITY; THAT I HAVE CAREFULLY EXAMINED THE SAME, AND DECLARE THE SAME TO BE A COMPLETE AND CORRECT STATEMENT OF BUSINESS AND AFFAIRS OF SAID UTILITY FOR THE PERIOD COVERED BY THIS REPORT IN RESPECT TO EACH AND EVERY MATTER AND THING SET FORTH, TO THE BEST OF MY KNOWLEDGE, INFORMATION AND BELIEF.


Sworn Statement: IN ACCORDANCE WITH THE REQUIREMENTS OF TITLE 40, ARTICLE 8, SECTION 40-401, ARIZONA REVISED STATUTES, IT IS HEREIN REPORTED THAT THE GROSS OPERATING REVENUE OF SAID UTILITY DERIVED FROM ARIZONA INTRASTATE UTILITY OPERATIONS DURING THE CALENDAR YEAR WAS:

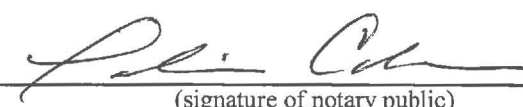
Arizona Intrastate Gross Operating Revenues Only (\$)
\$174,535
(The amount in the box above includes
\$12,623 in sales taxes
billed or collected)

X 
signature of owner/official
480-985-0936
telephone no.

X SUBSCRIBED AND SWORN TO BEFORE ME A NOTARY PUBLIC
IN AND FOR THE COUNTY Maricopa
(county name)
THIS 28th DAY OF June 2021
(month) and (year)

MY COMMISSION EXPIRES 09/27/2022
(date)




(signature of notary public)

Verification and Sworn Statement (Residential Revenue)

Verification:

State of Arizona I, the undersigned of the
(state name)

County of (county name): Pinal
Name (owner or official) title: Mike Bogle, Fiduciary Agent
Company name: Casa Grande West Water Co., Inc.

DO SAY THAT THIS ANNUAL UTILITY PROPERTY TAX AND SALES TAX REPORT TO THE ARIZONA CORPORATION COMMISSION.

FOR THE YEAR ENDING: 12/31/20

HAS BEEN PREPARED UNDER MY DIRECTION, FROM THE ORIGINAL BOOKS, PAPERS AND RECORDS OF SAID UTILITY; THAT I HAVE CAREFULLY EXAMINED THE SAME, AND DECLARE THE SAME TO BE A COMPLETE AND CORRECT STATEMENT OF BUSINESS AND AFFAIRS OF SAID UTILITY FOR THE PERIOD COVERED BY THIS REPORT IN RESPECT TO EACH AND EVERY MATTER AND THING SET FORTH, TO THE BEST OF MY KNOWLEDGE, INFORMATION AND BELIEF.

Sworn Statement: IN ACCORDANCE WITH THE REQUIREMENTS OF TITLE 40, ARTICLE 8, SECTION 40-401, ARIZONA REVISED STATUTES, IT IS HEREIN REPORTED THAT THE GROSS OPERATING REVENUE OF SAID UTILITY DERIVED FROM ARIZONA INTRASTATE UTILITY OPERATIONS RECEIVED FROM RESIDENTIAL CUSTOMERS DURING THE CALENDAR YEAR WAS:

Arizona Intrastate Gross Operating Revenues Only (\$)

\$174,535
(The amount in the box above includes
\$12,623 in sales taxes
billed or collected)

[Handwritten Signature]

signature of owner/official

480-985-0936


telephone no.

SUBSCRIBED AND SWORN TO BEFORE ME A NOTARY PUBLIC
IN AND FOR THE COUNTY

Maricopa
(county name)

THIS 28th DAY OF June 2021
(month) and (year)

MY COMMISSION EXPIRES 09/27/2022
(date)



[Handwritten Signature]
(signature of notary public)

Casa Grande West Water Co., Inc.
Annual Report
for Income Tax Statement of Certification
12/31/20

for Income Tax Statement of Certification

Verification:

State of Arizona I, the undersigned of the
(state name)

County of (county name): Pinal
Name (owner or official) title: Mike Bogle, Fiduciary Agent
Company name: Casa Grande West Water Co., Inc.

FOR THE YEAR ENDING: 12/31/20

Sworn Statement:

IN ACCORDANCE WITH THE REQUIREMENTS OF DECISION NO. 77084, BECAUSE THE UTILITY REQUIRES THE GROSS UP OF ADVANCES AND CONTRIBUTIONS, I HEREBY STATE THAT THE UTILITY A NET INCREASE IN CURRENT INCOME TAX EXPENSE OR A DECREASE IN DEFERRED TAX ASSET FOR A CARRY FORWARD ACCORDING TO GAAP IN AN AMOUNT EQUAL TO OR GREATER THAN THE AMOUNT OF THE REQUIRED GROSS UP PAID BY DEVELOPERS IN THE PERIOD COVERED BY THIS ANNUAL REPORT.

[Handwritten Signature]

signature of owner/official

480-985-0936
telephone no.

SUBSCRIBED AND SWORN TO BEFORE ME A NOTARY PUBLIC
IN AND FOR THE COUNTY

Maricopa
(county name)

THIS 28th DAY OF June 2021
(month) and (year)

MY COMMISSION EXPIRES 09/27/2022
(date)

[Handwritten Signature]
(signature of notary public)

