

**ANNUAL REPORT**

Of

Company Name: Kyllo Development Corp. DBA Bradshaw Mountainview Water Company  
PO Box 938

Mailing Address: Mayer AZ  
86333

Docket No.: W-02089A  
For the Year Ended: 12/31/20

**RECEIVED BY EMAIL**  
**5/14/2021, 2:02 PM**  
**ARIZONA CORPORATION COMMISSION**  
**UTILITIES DIVISION**

**WATER UTILITY**

To

Arizona Corporation Commission

**Due on April 15th**

Email: Util-Compliance@azcc.gov, mail or deliver the completed Annual Report to:  
Arizona Corporation Commission  
Compliance Section - Utilities Division  
1200 West Washington Street  
Phoenix, Arizona 85007

Application Type: Original Filing  
Application Date: 6/17/2021

ARIZONA CORPORATION COMMISSION  
WATER UTILITY ANNUAL REPORT  
Kyllo Development Corp. DBA Bradshaw Mountainview Water Company  
A Class  Utility

For the Calendar Year Ended: 12/31/20

Primary Address: 

PO Box 938		
City: Mayer	State: Arizona	Zip Code: 86333

Telephone Number: 

(800) 315-5333
----------------

Date of Original Organization of Utility: 

12/17/1985
------------

Person to whom correspondence should be addressed concerning this report:

Name: 

Stuart McLean
---------------

  
Telephone No. : 

(928) 300-5764
----------------

  
Address: 

PO Box 938		
City: Mayer	State: Arizona	Zip Code: 86333

  
Email: 

stuart@azutility.com
----------------------

**Regulatory and On-Site Manager Contact**

Name: 

Stuart McLean
---------------

  
Telephone No. : 

(928) 300-5764
----------------

  
Address: 

PO Box 938		
City: Mayer	State: Arizona	Zip Code: 86333

  
Email: 

stuart@azutility.com
----------------------

**[Redacted Section Header]**

Name: 

[Redacted]
------------

  
Telephone No. : 

[Redacted]
------------

  
Address: 

[Redacted]		
City: [Redacted]	State: [Redacted]	Zip Code: [Redacted]

  
Email: 

[Redacted]
------------

**[Redacted Section Header]**

Name: 

[Redacted]
------------

  
Telephone No. : 

[Redacted]
------------

  
Address: 

[Redacted]		
City: [Redacted]	State: [Redacted]	Zip Code: [Redacted]

  
Email: 

[Redacted]
------------

**[Redacted Section Header]**

Name: 

[Redacted]
------------

  
Telephone No. : 

[Redacted]
------------

  
Address: 

[Redacted]		
City: [Redacted]	State: [Redacted]	Zip Code: [Redacted]

  
Email: 

[Redacted]
------------

Ownership: 

"S" Corporation
-----------------

Counties Served: 

Yavapai
---------

<b>Important changes during the year</b>	
--	--

No	For those companies not subject to the affiliated interest rules, has there been a change in ownership or direct control during the year?
	If yes, please provide specific details in the box below.
	N/A

No	Has the company been notified by any other regulatory authorities during the year, that they are out of compliance?
	If yes, please provide specific details in the box below.
	N/A

Utility Plant in Service (Water)							
Account No.	Description	Beginning Year Original Cost	Current Year Additions	Current Year Retirements	Adjusted Original Cost	Accumulated Depreciation	OCLD (OC less AD)
301	Organization	\$10,271			\$10,271	\$0	\$10,271
302	Franchises				0		0
303	Land and Land Rights	5,500			5,500		5,500
304	Structures and Improvements	71,892			71,892	33,291	38,601
305	Collecting & Improving Reservoirs				0		0
306	Lake, River, Canal Intakes				0		0
307	Wells and Springs	237,679	1,675		239,354	146,991	92,363
308	Infiltration Galleries				0		0
309	Supply Mains				0		0
310	Power Generation Equipment	82,278			82,278	43,196	39,082
311	Pumping Equipment	179,833	2,628		182,461	165,164	17,297
320	Water Treatment Equipment				0		0
320.1	Water Treatment Plants				0		0
320.2	Solution Chemical Feeders	1,250			1,250	1,250	0
320.3	Point-of-Use Treatment Devices				0		0
330	Distribution Reservoirs and Standpipes	119,904			119,904	119,904	0
330.1	Storage Tanks				0		0
330.2	Pressure Tanks				0		0
331	Transmission and Distribution Mains	1,056,556			1,056,556	556,409	500,147
333	Services	367,053			367,053	268,034	99,019
334	Meters and Meter Installations	269,615	14,071		283,686	230,971	52,715
335	Hydrants	327,635			327,635	184,179	143,456
336	Backflow Prevention Devices				0		0
339	Other Plant and Misc. Equipment				0		0
340	Office Furniture and Equipment	456			456	46	410
340.1	Computer & Software				0		0
341	Transportation Equipment				0		0
342	Stores Equipment				0		0
343	Tools, Shop and Garage Equipment				0		0
344	Laboratory Equipment				0		0
345	Power Operated Equipment				0		0
346	Communication Equipment	3,318	1,891		5,209	1,813	3,396
347	Miscellaneous Equipment				0		0
348	Other Tangible Plant				0		0
	<b>Totals</b>	<b>\$2,733,240</b>	<b>\$20,265</b>	<b>\$0</b>	<b>\$2,753,505</b>	<b>\$1,751,248</b>	<b>\$1,002,257</b>

Kyllo Development Corp. DBA Bradshaw Mountainview Water Company  
Annual Report  
Depreciation Expense for the Current Year (Water)  
12/31/20

Depreciation Expense for the Current Year (Water)									
Account No.	Description	Beginning Year Original Cost	Current Year Additions	Current Year Retirements	Adjusted Original Cost	Fully Depreciated/Non-depreciable Plant	Depreciable Plant	Depreciation Percentages	Depreciation Expense
301	Organization	\$10,271	\$0	\$0	\$10,271	\$10,271	\$0		\$0
302	Franchises	0	0	0	0		0		0
303	Land and Land Rights	5,500	0	0	5,500	5,500	0		0
304	Structures and Improvements	71,892	0	0	71,892	14,205	57,687	3.33%	1,921
305	Collecting & Improving Reservoirs	0	0	0	0		0		0
306	Lake, River, Canal Intakes	0	0	0	0		0		0
307	Wells and Springs	237,679	1,675	0	239,354	21,950	217,404	3.33%	7,212
308	Infiltration Galleries	0	0	0	0		0		0
309	Supply Mains	0	0	0	0		0		0
310	Power Generation Equipment	82,278	0	0	82,278		82,278	5.00%	4,114
311	Pumping Equipment	179,833	2,628	0	182,461	155,286	27,175	12.50%	3,233
320	Water Treatment Equipment	0	0	0	0		0		0
320.1	Water Treatment Plants	0	0	0	0		0		0
320.2	Solution Chemical Feeders	1,250	0	0	1,250	1,250	0		0
320.3	Point-of-Use Treatment Devices	0	0	0	0		0		0
330	Distribution Reservoirs and Standpipes	119,904	0	0	119,904	119,904	0	2.00%	0
330.1	Storage Tanks	0	0	0	0		0		0
330.2	Pressure Tanks	0	0	0	0		0		0
331	Transmission and Distribution Mains	1,056,556	0	0	1,056,556	163,552	893,004	2.00%	17,860
333	Services	367,053	0	0	367,053	122,004	245,049	3.33%	8,160
334	Meters and Meter Installations	269,615	14,071	0	283,686	203,482	80,204	8.33%	14,078
335	Hydrants	327,635	0	0	327,635		327,635	2.00%	6,553
336	Backflow Prevention Devices	0	0	0	0		0		0
339	Other Plant and Misc. Equipment	0	0	0	0		0		0
340	Office Furniture and Equipment	456	0	0	456		456	6.67%	30
340.1	Computer & Software	0	0	0	0		0		0
341	Transportation Equipment	0	0	0	0		0		0
342	Stores Equipment	0	0	0	0		0		0
343	Tools, Shop and Garage Equipment	0	0	0	0		0		0
344	Laboratory Equipment	0	0	0	0		0		0
345	Power Operated Equipment	0	0	0	0		0		0
346	Communication Equipment	3,318	1,891	0	5,209		5,209	10.00%	426
347	Miscellaneous Equipment	0	0	0	0		0		0
348	Other Tangible Plant	0	0	0	0		0		0
	<b>Subtotal</b>	<b>\$2,733,240</b>	<b>\$20,265</b>	<b>\$0</b>	<b>\$2,753,505</b>	<b>\$817,404</b>	<b>\$1,936,101</b>		<b>\$63,587</b>

Contribution(s) in Aid of Construction (Gross)	\$1,853,890
Less: Non Amortizable Contribution(s)	0
Fully Amortized Contribution(s)	0
Amortizable Contribution(s)	<b>\$1,853,890</b>
Times: Proposed Amortization Rate	2.69%
<b>Amortization of CIAC</b>	<b>\$49,955</b>

Less: Amortization of CIAC **\$49,955**

**DEPRECIATION EXPENSE** **\$13,632**

Kyllo Development Corp. DBA Bradshaw Mountainview Water Company  
 Annual Report  
 Balance Sheet Assets  
 12/31/20

<b>Balance Sheet Assets</b>				
	<b>Assets</b>		Balance at Beginning of Year (2020)	Balance at End of Year (2020)
<b>Account No.</b>	<b>Current and Accrued Assets</b>			
131	Cash		\$10,651	\$15,325
134	Working Funds			
135	Temporary Cash Investments			
141	Customer Accounts Receivable			(3,436)
146	Notes Receivable from Associated Companies			
151	Plant Material and Supplies			
162	Prepayments			
174	Miscellaneous Current and Accrued Assets			
	<b>Total Current and Accrued Assets</b>		<b>\$10,651</b>	<b>\$11,889</b>
<b>Account No.</b>	<b>Fixed Assets</b>			
101	Utility Plant in Service*		\$2,733,240	\$2,753,505
103	Property Held for Future Use			
105	Construction Work in Progress			
108	Accumulated Depreciation <b>(enter as negative)*</b>		(1,687,661)	(1,751,248)
121	Non-Utility Property			
122	Accumulated Depreciation - Non Utility			
	<b>Total Fixed Assets</b>		<b>\$1,045,579</b>	<b>\$1,002,257</b>
	<b>Total Assets</b>		<b>\$1,056,230</b>	<b>\$1,014,146</b>

\*Note these items feed automatically from AR3 UPIS Page 4

Kyllo Development Corp. DBA Bradshaw Mountainview Water Company  
Annual Report  
Balance Sheet Liabilities and Owners Equity

<b>Balance Sheet Liabilities and Owners Equity</b>				
	<b>Liabilities</b>		Balance at Beginning of Year (2020)	Balance at End of Year (2020)
<b>Account No.</b>	<b>Current Liabilities</b>			
231	Accounts Payable		\$0	\$1,877
232	Notes Payable (Current Portion)			
234	Notes Payable to Associated Companies			
235	Customer Deposits		32,286	28,475
236	Accrued Taxes			
237	Accrued Interest			
242	Miscellaneous Current and Accrued Liabilities			
	<b>Total Current Liabilities</b>		<b>\$32,286</b>	<b>\$30,352</b>
	<b>Long Term Debt</b>			
224	Long Term Debt (Notes and Bonds)		\$0	\$0
	<b>Deferred Credits</b>			
251	Unamortized Premium on Debt		\$0	\$0
252	Advances in Aid of Construction		22,722	16,120
255	Accumulated Deferred Investment Tax Credits			
271	Contributions in Aid of Construction		1,853,890	1,853,890
272	Less: Amortization of Contributions		(991,123)	(1,041,078)
281	Accumulated Deferred Income Tax			
	<b>Total Deferred Credits</b>		<b>\$885,489</b>	<b>\$828,932</b>
	<b>Total Liabilites</b>		<b>\$917,775</b>	<b>\$859,284</b>
	<b>Capital Accounts</b>			
201	Common Stock Issued		\$1,100	\$1,100
211	Other Paid-In Capital			
215	Retained Earnings		137,355	153,762
218	Proprietary Capital (Sole Props and Partnerships)			
	<b>Total Capital</b>		<b>\$138,455</b>	<b>\$154,862</b>
	<b>Total Liabilities and Capital</b>		<b>\$1,056,230</b>	<b>\$1,014,146</b>

**Note: Total liabilities and Capital must match total assets for the beginning and end of the year!**

Kyllo Development Corp. DBA Bradshaw Mountainview Water Company  
Annual Report  
Water Comparative Income Statement  
12/31/20

<b>Water Comparative Income Statement</b>			
Account No.	Calendar Year	Current Year 01/01/2020 - 12/31/2020	Last Year 01/01/2019 - 12/31/2019
	<b>Operating Revenue</b>		
461	Metered Water Revenue	\$259,157	\$255,070
460	Unmetered Water Revenue		
462	Fire Protection Revenue		
469	Guaranteed Revenues (Surcharges)		
471	Miscellaneous Service Revenues		
474	Other Water Revenue	7,342	6,570
	<b>Total Revenues</b>	<b>\$266,499</b>	<b>\$261,640</b>
	<b>Operating Expenses</b>		
601	Salaries and Wages	\$0	\$0
604	Employee Pensions and Benefits		
610	Purchased Water		
615	Purchased Power	15,738	16,043
618	Chemicals	2,755	2,778
620	Materials and Supplies		
620.1	Repairs and Maintenance	6,985	118,690
620.2	Office Supplies and Expense	2,673	789
630	Contractual Services	83,444	
631	Contractual Services - Engineering		
632	Contractual Services - Accounting	850	1,255
633	Contractual Services - Legal	941	
634	Contractual Services - Management Fees	79,667	74,610
635	Contractual Services - Water Testing	3,335	17,563
636	Contractual Services - Other	15,050	
640	Rents		
641	Rental of Building/Real Property		
642	Rental of Equipment		
650	Transportation Expenses		
657	Insurance - General Liability	3,717	4,747
657.1	Insurance - Health and Life		
665	Regulatory Commission Expense - Rate		1,031
670	Bad Debt Expense		
675	Miscellaneous Expense	64	
403	Depreciation Expense (From Schedule AR4)	13,632	17,814
408	Taxes Other Than Income		
408.11	Property Taxes	11,026	10,617
409	Income Taxes		
427.1	Customer Security Deposit Interest	101	
	<b>Total Operating Expenses</b>	<b>\$239,978</b>	<b>\$265,937</b>
	<b>Operating Income / (Loss)</b>	<b>\$26,521</b>	<b>(\$4,297)</b>
	<b>Other Income / (Expense)</b>		
419	Interest and Dividend Income		\$0
421	Non-Utility Income		
426	Miscellaneous Non-Utility (Expense)		
427	Interest (Expense)		0
	<b>Total Other Income / (Expense)</b>	<b>\$0</b>	<b>\$0</b>
	<b>Net Income / (Loss)</b>	<b>\$26,521</b>	<b>(\$4,297)</b>



Kyllo Development Corp. DBA Bradshaw Mountainview Water Company  
 Annual Report  
 Full time equivalent employees  
 12/31/20

**Full time equivalent employees**

	Direct Company	Allocated	Outside service	Total
President				0.0
Vice-president				0.0
Manager			0.5	0.5
Engineering Staff			0.0	0.0
System Operator(s)			1.0	1.0
Meter reader			0.5	0.5
Customer Service			0.5	0.5
Accounting			1.0	1.0
Business Office				0.0
Rates Department				0.0
Administrative Staff			0.5	0.5
Other				0.0
<b>Total</b>	0.0	0.0	4.0	4.0

<b>Supplemental Financial Data (Long-Term Debt)</b>				
	Loan #1	Loan #2	Loan #3	Loan #4
Date Issued	No Loans			
Source of Loan				
ACC Decision No.				
Reason for Loan				
Dollar Amt. Issued				
Amount Outstanding				
Date of Maturity				
Interest Rate				
Current Year Interest				
Current Year Principal				

Meter Deposit Balance at Test Year End:	\$16,120
---	----------

Meter Deposits Refunded During the Test Year:	\$1,170
---	---------

***List all bonds, notes, loans, and other types of indebtedness in which the proceeds were used in the provision of public utility service. Indebtedness incurred for personal uses by the owner of the utility should not be listed. Input 0 or none if there is nothing to report for that cell.***

Well and Water Usage											
Name of the System:		BRADSHAW MT VIEW WATER									
ADEQ Public Water System Number:		AZ0413062									
ADWR PCC Number:		91-000646.0000									
Well registry 55# (55-XXXXXX):	Pump Horsepower	Pump Yield (gpm)	Casing Depth (feet)	Casing Diameter (inches)	Pump Motor Type **	Year Drilled	Water level 2010	Water level 2020	Meter Size (inches)	How measured:	Active
55-906853	8	6	300	6	Submersible	2007	unknown		1	Metered	Yes
55-546103	2	25	220	6	Submersible	1997	unknown		1	Metered	Yes
55-610557	5	15	300	6	Submersible	2000	unknown		2	Metered	Yes
55-900547	20	65	406	8	Submersible	2005	unknown		3	Metered	Yes
55-584368	25	25	630	8	Submersible	2001	unknown		2	Metered	Yes

Name of system water delivered to: \_\_\_\_\_  
 ADWR PCC Number: \_\_\_\_\_ N/A  
 Source of water delivered to another system \_\_\_\_\_

Name of system water received from: \_\_\_\_\_  
 ADWR PCC Number: \_\_\_\_\_ N/A  
 Source of water received \_\_\_\_\_  
 Well registry 55# (55-XXXXXX): \_\_\_\_\_

Month	Water withdrawn (gallons) <sup>1</sup>	Water sold (gallons) <sup>2</sup>	Water delivered (sold) to other systems (gallons) <sup>3</sup>	Water received (purchased) from other systems (gallons) <sup>4</sup>	Estimated authorized use (gallons) <sup>5</sup>	Purchased Power Expense <sup>6</sup>	Purchased Power (kWh) <sup>7</sup>
January	2,304,540	1,908,846	0.00	0.00		\$1,099	9,370
February	2,281,990	2,226,142	0.00	0.00		1,027	8,756
March	3,540,080	2,685,172	0.00	0.00		1,067	8,859
April	2,269,040	1,884,080	0.00	0.00		1,034	8,032
May	2,712,500	2,401,692	0.00	0.00		1,262	9,158
June	3,968,020	3,639,592	0.00	0.00		1,284	11,550
July	4,031,080	3,997,349	0.00	0.00		1,581	13,999
August	4,827,350	4,584,468	0.00	0.00		1,575	13,866
September	4,077,550	3,807,602	0.00	0.00		1,595	13,818
October	3,867,880	3,635,111	0.00	0.00		1,583	13,764
November	4,160,830	4,123,870	0.00	0.00		1,463	13,612
December	2,892,110	2,767,495	0.00	0.00		1,167	10,617
<b>Totals</b>	<b>40,932,970.00</b>	<b>37,661,419.00</b>	<b>0.00</b>	<b>0.00</b>	<b>0.00</b>	<b>\$15,737</b>	<b>135,401</b>

If applicable, in the space below please provide a description for all un-metered water use along with amounts:  
 \_\_\_\_\_  
 \_\_\_\_\_  
 \_\_\_\_\_

1 Water withdrawn - Total gallons of water withdrawn from pumped sources.  
 2 Water sold - Total gallons from customer meters, and other sales such as construction water.  
 3 Water delivered (sold) to other systems - Total gallons of water delivered to other systems.  
 4 Water received (purchased) from other systems - Total gallons of water purchased/received from other systems.  
 5 Estimated authorized use - Total estimated gallons from authorized metered or unmetered use. Authorized uses such as flushing (mains, services and hydrants) draining/cleaning tanks, process, construction, fire fighting, etc. Non-authorized use (real losses) are service line breaks and leaks, water main breaks, meter inaccuracies and theft.  
 6 Enter the total purchased power costs for the power meters associated with this system.  
 7 Enter the total purchased kWh used by the power meters associated with this system.

Water Utility Plant Description	
Name of the System:	BRADSHAW MT VIEW WATER
ADEQ Public Water System Number:	AZ0413062
ADWR PCC Number:	91-000646.0000

MAINS		
Sizes (inches)	Material	Length (feet)
3.00	PVC	3,500
4.00	PVC	11,500
6.00	PVC	42,768
8.00	PVC	20,000

CUSTOMER METERS			
Size (inches)	Quantity	Percent over 1,000,000 gallons	Percent over 10 years old
5/8 X 3/4	645	39%	81%
0.75	3	33%	100%
1	10	20%	50%
1.5	4	75%	100%
Compound 2	7	100%	100%
Compound 3	3	66%	33%
Compound 4	1	0%	100%

SERVICE LINES		
Material	Percent of system	Year installed
PVC	75%	1970
Black poly	17%	2000
PEX	5%	2005
Blue poly	3%	1995

BOOSTER PUMPS		
Horsepower	GPM	Quantity
10	100	3
30	200	2

FIRE HYDRANTS	
Type	Quantity
Standard *	15
Other	0

STORAGE TANKS			
Capacity (gallons)	Material	Quantity	Year installed
65,000	Metal	1	2000
125,000	Metal	1	1990
135,000	Metal	1	2005

PRESSURE/BLADDER TANKS			
Capacity (gallons)	Material	Quantity	Year installed
10	Metal	1	2010
20	Metal	1	2018
55	Metal	1	2005

\* A standard fire hydrant has two 2.5 inch hose connection nozzles with 7.5 threads per inch, and one 4.5 inch pumper connection nozzle with 4 threads per inch.

<b>Water Utility Plant Description (Continued)</b>
--

For the following three items, list the utility owned assets in each category for each system.

<b>TREATMENT EQUIPMENT:</b>	Chlorine Injector Pumps
<b>STRUCTURES:</b>	Fenced Well Lots, Equipment Buildings
<b>OTHER:</b>	15KW Solar System

Provide a calculation used to determine the value of one water equivalent residential connection (ERC).

Use one of the following methods:

- (a) If actual flow data are available from the preceding 12 months, divide the total annual single family residence (SFR) gallons sold by the average number of single family residence customers for the same period and divide the result by 365
- (b) If no historical flow data are available, use:  
 $ERC = ( \text{Total SFR gallons sold (Omit 000)} / 365 \text{ days} / 350 \text{ gallons per day} )$

ERC	160
Method used:	(a)

Customer and Other Information	
Name of the System:	BRADSHAW MT VIEW WATER
ADEQ Public Water System Number:	AZ0413062
ADWR PCC Number:	91-000646.0000

Month	Number of Customers				
	Single-Family	Multi-Family	Commercial	Turf/Irrigation	Other Non-Residential
January	577	0	19	0	3
February	578	0	19	0	3
March	583	0	19	0	3
April	582	0	19	0	3
May	583	0	19	0	3
June	575	0	19	0	3
July	582	0	20	0	3
August	589	0	20	0	3
September	590	0	20	0	3
October	591	0	20	0	3
November	596	0	20	0	3
December	596	0	20	0	3

If the system has fire hydrants, what is the fire flow requirements?  GPM for  hrs.

Does the system have chlorination treatment?

Does the Company have an ADWR Gallons Per Capita Per Day (GCPCPD) requirement?   
 If yes, provide the GCPCPD amount:

Is the Water Utility located in an ADWR Active Management Area (AMA)?   
 If yes, which AMA?

What is the present system connection capacity (in ERCs \*) using existing lines?

What is the future system connection capacity (in ERCs \*) upon service area buildout?

Describe any plans and estimated completion dates for any enlargements or improvements of this system.

\* an ERC is based on the calculation on the bottom of AR9 page 12.

Kyllo Development Corp. DBA Bradshaw Mountainview Water Company  
**Annual Report**  
 Utility Shutoffs / Disconnects  
 12/31/20

<b>Utility Shutoffs / Disconnects</b>	
Name of the System:	BRADSHAW MT VIEW WATER
ADEQ Public Water System Number:	AZ0413062
ADWR PCC Number:	91-000646.0000

Month	Termination without Notice R14-2-410.B	Termination with Notice R14-2-410.C	Other
January	0	10	0
February	0	1	0
March	0	3	0
April	0	0	0
May	0	0	0
June	0	0	0
July	0	0	0
August	0	0	0
September	0	0	0
October	0	0	0
November	0	0	0
December	0	0	0
<b>Total</b>	<b>0</b>	<b>14</b>	<b>0</b>

**Other (description):**

N/A
-----

**Instructions:** Fill out the Grey Cells with the relevent information. Input 0 or none if there is nothing recorded in that account or there is no applicable information to report.

Kyllo Development Corp. DBA Bradshaw Mountainview Water Company  
Annual Report  
Property Taxes  
12/31/20

Property Taxes	
----------------	--

Amount of actual property taxes paid during Calendar Year 2020 was	
--	--

	\$11,026
--	----------

If no property taxes paid, explain why.
---

N/A
-----

<b>Instructions:</b> Fill out the Grey Cells with the relevant information. Input 0 or none if there is nothing recorded in that account or there is no applicable information to report.
---



Verification and Sworn Statement (Taxes)

Verification: State of Arizona I, the undersigned of the  
(state name)

County of (county name): Yavapai  
Name (owner or official) title: Stuart McLean, President  
Company name: Kyllo Development Corp. DBA Bradshaw Mountainview Water Compa

DO SAY THAT THIS ANNUAL UTILITY PROPERTY TAX AND SALES TAX REPORT TO THE ARIZONA CORPORATION COMMISSION.

FOR THE YEAR ENDING: 12/31/20

HAS BEEN PREPARED UNDER MY DIRECTION, FROM THE ORIGINAL BOOKS, PAPERS AND RECORDS OF SAID UTILITY; THAT I HAVE CAREFULLY EXAMINED THE SAME, AND DECLARE THE SAME TO BE A COMPLETE AND CORRECT STATEMENT OF BUSINESS AND AFFAIRS OF SAID UTILITY FOR THE PERIOD COVERED BY THIS REPORT IN RESPECT TO EACH AND EVERY MATTER AND THING SET FORTH, TO THE BEST OF MY KNOWLEDGE, INFORMATION AND BELIEF.

Sworn Statement: I HEREBY ATTEST THAT ALL PROPERTY TAXES FOR SAID COMPANY ARE CURRENT AND PAID IN FULL.

I HEREBY ATTEST THAT ALL SALES TAXES FOR SAID COMPANY ARE CURRENT AND PAID IN FULL.

*Stuart McLean*

signature of owner/official

(928) 300-5764

telephone no.

SUBSCRIBED AND SWORN TO BEFORE ME A NOTARY PUBLIC  
IN AND FOR THE COUNTY

THIS

29th


DAY OF

YAVAPAI  
(county name)

April 2021  
(month) and (year)

MY COMMISSION EXPIRES

5-14-2023  
(date)



*M Fulop*

(signature of notary public)

Verification and Sworn Statement

Verification:

State of Arizona I, the undersigned of the  
(state name)  
County of (county name): Yavapai  
Name (owner or official) title: Stuart McLean, President  
Company name: Kyllo Development Corp. DBA Bradshaw Mountainview Water C

DO SAY THAT THIS ANNUAL UTILITY PROPERTY TAX AND SALES TAX REPORT TO THE ARIZONA CORPORATION COMMISSION.

FOR THE YEAR ENDING: 12/31/20

HAS BEEN PREPARED UNDER MY DIRECTION, FROM THE ORIGINAL BOOKS, PAPERS AND RECORDS OF SAID UTILITY; THAT I HAVE CAREFULLY EXAMINED THE SAME, AND DECLARE THE SAME TO BE A COMPLETE AND CORRECT STATEMENT OF BUSINESS AND AFFAIRS OF SAID UTILITY FOR THE PERIOD COVERED BY THIS REPORT IN RESPECT TO EACH AND EVERY MATTER AND THING SET FORTH, TO THE BEST OF MY KNOWLEDGE, INFORMATION AND BELIEF.

Sworn Statement: IN ACCORDANCE WITH THE REQUIREMENTS OF TITLE 40, ARTICLE 8, SECTION 40-401, ARIZONA REVISED STATUTES, IT IS HEREIN REPORTED THAT THE GROSS OPERATING REVENUE OF SAID UTILITY DERIVED FROM ARIZONA INTRASTATE UTILITY OPERATIONS DURING THE CALENDAR YEAR WAS:

Arizona Intrastate Gross Operating Revenues Only (\$)  
\$275,947  
(The amount in the box above includes  
\$15,995 in sales taxes  
billed or collected)

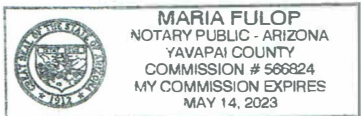
Stuart McLean  
signature of owner/official

(928) 300-5764  
telephone no.

SUBSCRIBED AND SWORN TO BEFORE ME A NOTARY PUBLIC  
IN AND FOR THE COUNTY

THIS 29th DAY OF YAVAPAI  
April 2021  
(month) and (year)

MY COMMISSION EXPIRES 5-14-2023  
(date)



M Fulop  
(signature of notary public)

**Verification and Sworn Statement (Residential Revenue)**

**Verification:**

State of Arizona I, the undersigned of the  
(state name)

County of (county name): Yavapai  
Name (owner or official) title: Stuart McLean, President  
Company name: Kyllo Development Corp. DBA Bradshaw Mountainview Wa

DO SAY THAT THIS ANNUAL UTILITY PROPERTY TAX AND SALES TAX REPORT TO THE ARIZONA CORPORATION COMMISSION.

FOR THE YEAR ENDING: 12/31/20

HAS BEEN PREPARED UNDER MY DIRECTION, FROM THE ORIGINAL BOOKS, PAPERS AND RECORDS OF SAID UTILITY; THAT I HAVE CAREFULLY EXAMINED THE SAME, AND DECLARE THE SAME TO BE A COMPLETE AND CORRECT STATEMENT OF BUSINESS AND AFFAIRS OF SAID UTILITY FOR THE PERIOD COVERED BY THIS REPORT IN RESPECT TO EACH AND EVERY MATTER AND THING SET FORTH, TO THE BEST OF MY KNOWLEDGE, INFORMATION AND BELIEF.

**Sworn Statement:** IN ACCORDANCE WITH THE REQUIREMENTS OF TITLE 40, ARTICLE 8, SECTION 40-401, ARIZONA REVISED STATUTES, IT IS HEREIN REPORTED THAT THE GROSS OPERATING REVENUE OF SAID UTILITY DERIVED FROM ARIZONA INTRASTATE UTILITY OPERATIONS RECEIVED FROM RESIDENTIAL CUSTOMERS DURING THE CALENDAR YEAR WAS:

Arizona Intrastate Gross Operating Revenues Only (\$)

\$237,929

(The amount in the box above includes

\$14,150 in sales taxes  
billed or collected)


Stuart McLean  
signature of owner/official

(928) 300-5764  
telephone no.

SUBSCRIBED AND SWORN TO BEFORE ME A NOTARY PUBLIC  
IN AND FOR THE COUNTY YAVAPAI  
(county name)

THIS 29th DAY OF April 2021  
(month) and (year)

MY COMMISSION EXPIRES 5-14-2023  
(date)



Maria Fulop  
(signature of notary public)