

ANNUAL REPORT

Of

Company Name: **Big Park Water Company**
45 Castle Rock Rd., Ste. 4

Mailing Address: Sedona AZ
86351

Docket No.: W-01624A
For the Year Ended: 12/31/20

**RECEIVED
BY EMAIL**
04/15/2021, 2:08 PM
**ARIZONA CORPORATION COMMISSION
UTILITIES DIVISION**

WATER UTILITY

To

Arizona Corporation Commission

Due on April 15th

Email: Util-Compliance@azcc.gov, mail or deliver the completed Annual Report to:
Arizona Corporation Commission
Compliance Section - Utilities Division
1200 West Washington Street
Phoenix, Arizona 85007

Application Type: Original Filing
Application Date: 4/15/2021

ARIZONA CORPORATION COMMISSION
 WATER UTILITY ANNUAL REPORT
 Big Park Water Company
 A Class Utility

For the Calendar Year Ended: 12/31/20

Primary Address: 45 CASTLE ROCK ROAD, SUITE 4
 City: SEDONA State: Arizona Zip Code: 86351

Telephone Number: 928-284-2298

Date of Original Organization of Utility: 5/17/1965

Person to whom correspondence should be addressed concerning this report:

Name: DOTTIE TALKINGTON
 Telephone No. : 928-284-2298
 Address: 45 CASTLE ROCK ROAD, SUITE 4
 City: SEDONA State: Arizona Zip Code: 86351
 Email: info@bigparkwater.com

On-Site Manager
 Name: NICHOLAS GUDOVIC
 Telephone No. : 928-284-2298
 Address: 45 CASTLE ROCK ROAD, SUITE 4
 City: SEDONA State: Arizona Zip Code: 86351
 Email: ngudovic@bigparkwater.com

NA
 Name: N/A
 Telephone No. : N/A
 Address: N/A
 City: N/A State: Arizona Zip Code: N/A
 Email: N/A

NA
 Name: N/A
 Telephone No. : N/A
 Address: N/A
 City: N/A State: Arizona Zip Code: N/A
 Email: N/A

NA
 Name: N/A
 Telephone No. : N/A
 Address: N/A
 City: N/A State: Arizona Zip Code: N/A
 Email: N/A

Ownership: "C" Corporation

Counties Served: Yavapai

Important changes during the year

No	For those companies not subject to the affiliated interest rules, has there been a change in ownership or direct control during the year?
	If yes, please provide specific details in the box below.
	N/A

No	Has the company been notified by any other regulatory authorities during the year, that they are out of compliance?
	If yes, please provide specific details in the box below.
	N/A

Utility Plant in Service (Water)							
Account No.	Description	Beginning Year Original Cost	Current Year Additions	Current Year Retirements	Adjusted Original Cost	Accumulated Depreciation	OCLD (OC less AD)
301	Organization	\$27,882	\$0	\$0	\$27,882	\$0	\$27,882
302	Franchises	182	0	0	182	0	182
303	Land and Land Rights	138,272	0	0	138,272	0	138,272
304	Structures and Improvements	119,474	0	0	119,474	97,974	21,500
305	Collecting & Improving Reservoirs	0	0	0	0	0	0
306	Lake, River, Canal Intakes	0	0	0	0	0	0
307	Wells and Springs	416,507	0	0	416,507	341,068	75,439
308	Infiltration Galleries	0	0	0	0	0	0
309	Supply Mains	0	0	0	0	0	0
310	Power Generation Equipment	0	0	0	0	0	0
311	Pumping Equipment	540,176	10,253	8,000	542,429	350,083	192,346
320	Water Treatment Equipment	0	0	0	0	0	0
320.1	Water Treatment Plants	857,895	167,480	29,190	996,186	265,326	730,860
320.2	Solution Chemical Feeders	0	0	0	0	0	0
320.3	Point-of-Use Treatment Devices	0	0	0	0	0	0
320.4	Arsenic Treatment Media	0	279,902	144,030	135,872	3,847	132,025
330	Distribution Reservoirs and Standpipes	266,139	0	0	266,139	213,852	52,287
330.1	Storage Tanks	0	0	0	0	0	0
330.2	Pressure Tanks	0	0	0	0	0	0
331	Transmission and Distribution Mains	3,652,568	28,859	0	3,681,427	2,297,215	1,384,212
333	Services	752,080	30,682	0	782,762	477,992	304,770
334	Meters and Meter Installations	683,639	30,925	0	714,563	381,295	333,268
335	Hvdrants	245,878	4,305	0	250,183	144,562	105,621
336	Backflow Prevention Devices	0	0	0	0	0	0
339	Other Plant and Misc. Equipment	174,032	0	0	174,032	60,592	113,440
340	Office Furniture and Equipment	123,498	7,931	0	131,429	78,557	52,872
340.1	Computer & Software	35,997	564	0	36,561	95	36,466
341	Transportation Equipment	176,111	0	0	176,111	81,330	94,781
342	Stores Equipment	0	0	0	0	0	0
343	Tools, Shop and Garage Equipment	46,063	7,562	0	53,625	29,734	23,891
344	Laboratory Equipment	0	0	0	0	0	0
345	Power Operated Equipment	48,465	0	0	48,465	42,375	6,090
346	Communication Equipment	18,835	472	0	19,307	5,691	13,616
347	Miscellaneous Equipment	0	0	0	0	0	0
348	Other Tangible Plant	1,373	0	0	1,373	0	1,373
	Totals	\$8,325,066	\$568,935	\$181,220	\$8,712,781	\$4,871,588	\$3,841,193

Big Park Water Company
Annual Report
Depreciation Expense for the Current Year (Water)
12/31/20

Depreciation Expense for the Current Year (Water)									
Account No.	Description	Beginning Year Original Cost	Current Year Additions	Current Year Retirements	Adjusted Original Cost	Fully Depreciated/Non-depreciable Plant	Depreciable Plant	Depreciation Percentages	Depreciation Expense
301	Organization	\$27,882	\$0	\$0	\$27,882	\$27,882	(\$0)	0.00%	\$0
302	Franchises	182	0	0	182	182	0	0.00%	0
303	Land and Land Rights	138,272	0	0	138,272	138,272	0	0.00%	0
304	Structures and Improvements	119,474	0	0	119,474	57,193	62,281	3.33%	2,074
305	Collecting & Improving Reservoirs	0	0	0	0	0	0	0.00%	0
306	Lake, River, Canal Intakes	0	0	0	0	0	0	0.00%	0
307	Wells and Springs	416,507	0	0	416,507	239,606	176,901	3.33%	5,891
308	Infiltration Galleries	0	0	0	0	0	0	0.00%	0
309	Supply Mains	0	0	0	0	0	0	0.00%	0
310	Power Generation Equipment	0	0	0	0	0	0	0.00%	0
311	Pumping Equipment	540,176	10,253	8,000	542,429	38,360	504,069	12.50%	62,868
320	Water Treatment Equipment	0	0	0	0	0	0	0.00%	0
320.1	Water Treatment Plants	857,895	167,480	29,190	996,186	135,872	860,313	3.33%	26,346
320.2	Solution Chemical Feeders	0	0	0	0	0	0	0.00%	0
320.3	Point-of-Use Treatment Devices	0	0	0	0	0	0	0.00%	0
320.4	Arsenic Treatment Media	0	279,902	144,030	135,872	0	135,872	67.00%	45,517
330	Distribution Reservoirs and Standpipes	266,139	0	0	266,139	137,810	128,330	2.22%	2,849
330.1	Storage Tanks	0	0	0	0	0	0	0.00%	0
330.2	Pressure Tanks	0	0	0	0	0	0	0.00%	0
331	Transmission and Distribution Mains	3,652,568	28,859	0	3,681,427	533,978	3,147,449	2.00%	62,660
333	Services	752,080	30,682	0	782,762	112,393	670,369	3.33%	21,812
334	Meters and Meter Installations	683,639	30,925	0	714,563	191,260	523,303	8.33%	42,303
335	Hydrants	245,878	4,305	0	250,183	25,371	224,812	2.00%	4,453
336	Backflow Prevention Devices	0	0	0	0	0	0	0.00%	0
339	Other Plant and Misc. Equipment	174,032	0	0	174,032	0	174,032	6.67%	11,608
340	Office Furniture and Equipment	123,498	7,931	0	131,429	0	131,429	6.67%	8,502
340.1	Computer & Software	35,997	564	0	36,561	0	36,561	20.00%	7,256
341	Transportation Equipment	176,111	0	0	176,111	0	176,111	20.00%	35,222
342	Stores Equipment	0	0	0	0	0	0	0.00%	0
343	Tools, Shop and Garage Equipment	46,063	7,562	0	53,625	0	53,625	5.00%	2,492
344	Laboratory Equipment	0	0	0	0	0	0	0.00%	0
345	Power Operated Equipment	48,465	0	0	48,465	0	48,465	5.00%	2,423
346	Communication Equipment	18,835	472	0	19,307	0	19,307	10.00%	1,907
347	Miscellaneous Equipment	0	0	0	0	0	0	0.00%	0
348	Other Tangible Plant	1,373	0	0	1,373	1,373	0	0.00%	0
	Subtotal	\$8,325,066	\$568,935	\$181,220	\$8,712,781	\$1,639,552	\$7,073,229		\$346,184

Contribution(s) in Aid of Construction (Gross)	\$4,081,524
Less: Non Amortizable Contribution(s)	319,116
Fully Amortized Contribution(s)	0
Amortizable Contribution(s)	\$3,762,408
Times: Proposed Amortization Rate	4.89%
Amortization of CIAC	\$184,143

Less: Amortization of CIAC	\$184,143
DEPRECIATION EXPENSE	\$162,041

Big Park Water Company
Annual Report
Balance Sheet Assets
12/31/20

Balance Sheet Assets				
	Assets		Balance at Beginning of Year (2020)	Balance at End of Year (2020)
Account No.	Current and Accrued Assets			
131	Cash		\$109,419	\$126,942
134	Working Funds		0	0
135	Temporary Cash Investments		0	0
141	Customer Accounts Receivable		93,157	99,515
146	Notes Receivable from Associated Companies		(2,184)	(4,653)
151	Plant Material and Supplies		17,653	17,708
162	Prepayments		18,034	4,456
174	Miscellaneous Current and Accrued Assets		251,061	272,619
	Total Current and Accrued Assets		\$487,140	\$516,587
Account No.	Fixed Assets			
101	Utility Plant in Service*		\$8,405,723	\$8,712,781
103	Property Held for Future Use		0	0
105	Construction Work in Progress		40,666	13,800
108	Accumulated Depreciation (enter as negative)*		(4,867,741)	(4,871,588)
121	Non-Utility Property		56,871	119
122	Accumulated Depreciation - Non Utility		0	0
186.03	Regulatory Asset		0	163,536
	Total Fixed Assets		\$3,635,519	\$4,018,648
	Total Assets		\$4,122,659	\$4,535,235

*Note these items feed automatically from AR3 UPIS Page 4

Big Park Water Company
Annual Report
Balance Sheet Liabilities and Owners Equity

Balance Sheet Liabilities and Owners Equity				
	Liabilities		Balance at Beginning of Year (2020)	Balance at End of Year (2020)
Account No.	Current Liabilities			
231	Accounts Payable		\$43,210	\$46,333
232	Notes Payable (Current Portion)		229,288	273,145
234	Notes Payable to Associated Companies		0	0
235	Customer Deposits		14,956	8,314
236	Accrued Taxes		54,548	64,001
237	Accrued Interest		0	0
242	Miscellaneous Current and Accrued Liabilities		11,246	11,246
	Total Current Liabilities		\$353,248	\$403,038
	Long Term Debt			
224	Long Term Debt (Notes and Bonds)		\$272,934	\$252,859
	Deferred Credits			
251	Unamortized Premium on Debt		\$0	\$0
252	Advances in Aid of Construction		155,346	358,200
255	Accumulated Deferred Investment Tax Credits		0	0
271	Contributions in Aid of Construction		4,218,004	4,081,524
272	Less: Amortization of Contributions		(821,107)	(1,680,854)
281	Accumulated Deferred Income Tax		474	168,984
	Total Deferred Credits		\$3,552,717	\$2,927,854
	Total Liabilites		\$4,178,899	\$3,583,751
	Capital Accounts			
201	Common Stock Issued		\$10,000	\$10,000
211	Other Paid-In Capital		143,962	143,962
215	Retained Earnings		(210,202)	797,522
218	Proprietary Capital (Sole Props and Partnerships)		0	0
	Total Capital		(\$56,240)	\$951,484
	Total Liabilities and Capital		\$4,122,659	\$4,535,235

Note: Total liabilities and Capital must match total assets for the beginning and end of the year!

Big Park Water Company
Annual Report
Water Comparative Income Statement
12/31/20

Water Comparative Income Statement			
Account No.	Calendar Year	Current Year 01/01/2020 - 12/31/2020	Last Year 01/01/2019 - 12/31/2019
	Operating Revenue		
461	Metered Water Revenue	\$1,577,532	\$1,399,254
460	Unmetered Water Revenue	0	0
462	Fire Protection Revenue	0	0
469	Guaranteed Revenues (Surcharges)	0	0
471	Miscellaneous Service Revenues	18,771	16,679
474	Other Water Revenue	0	0
	Total Revenues	\$1,596,303	\$1,415,933
	Operating Expenses		
601	Salaries and Wages	\$545,189	\$555,916
604	Employee Pensions and Benefits	25,891	23,580
610	Purchased Water	0	0
615	Purchased Power	120,123	116,461
618	Chemicals	0	0
620	Materials and Supplies	16,037	25,536
620.1	Repairs and Maintenance	65,086	51,498
620.2	Office Supplies and Expense	68,910	58,512
630	Contractual Services	0	0
631	Contractual Services - Engineering	0	0
632	Contractual Services - Accounting	8,294	8,266
633	Contractual Services - Legal	196	1,548
634	Contractual Services - Management Fees	0	0
635	Contractual Services - Water Testing	5,566	9,043
636	Contractual Services - Other	0	0
640	Rents	0	0
641	Rental of Building/Real Property	23,285	25,800
642	Rental of Equipment	0	0
650	Transportation Expenses	18,782	50,384
657	Insurance - General Liability	19,627	18,835
657.1	Insurance - Health and Life	51,160	68,163
665	Regulatory Commission Expense - Rate	34,097	80,318
670	Bad Debt Expense	1,233	(197)
675	Miscellaneous Expense	27,119	26,831
403	Depreciation Expense (From Schedule AR4)	162,041	108,302
407.04	Amortization of Regulatory Asset	21,599	0
408	Taxes Other Than Income	51,245	52,894
408.11	Property Taxes	48,165	50,400
409	Income Taxes	96,457	(2,508)
427.1	Customer Security Deposit Interest	163	668
	Total Operating Expenses	\$1,410,264	\$1,330,250
	Operating Income / (Loss)	\$186,039	\$85,683
	Other Income / (Expense)		
419	Interest and Dividend Income	\$1,464	\$47
421	Non-Utility Income	279	5,294
426	Miscellaneous Non-Utility (Expense)	(297)	(197)
427	Interest (Expense)	(24,687)	(30,028)
	Total Other Income / (Expense)	(\$23,241)	(\$24,884)
	Net Income / (Loss)	\$162,798	\$60,799

Full time equivalent employees

	Direct Company	Allocated	Outside service	Total
President	1.0	0.0	0.0	1.0
Vice-president	0.0	0.0	0.0	0.0
Manager	2.0	0.0	0.0	2.0
Engineering Staff	0.0	0.0	0.0	0.0
System Operator(s)	2.4	0.0	0.0	2.4
Meter reader	0.6	0.0	0.0	0.6
Customer Service	1.5	0.0	0.0	1.5
Accounting	1.0	0.0	0.0	1.0
Business Office	0.0	0.0	0.0	0.0
Rates Department	0.0	0.0	0.0	0.0
Administrative Staff	0.0	0.0	0.0	0.0
Other	0.0	0.0	0.0	0.0
Total	8.5	0.0	0.0	8.5

Big Park Water Company
 Annual Report
 Supplemental Financial Data (Long-Term Debt)
 12/31/20

Supplemental Financial Data (Long-Term Debt)				
	Loan #1	Loan #2	Loan #3	Loan #4
Date Issued	11/12/2010	NA	NA	NA
Source of Loan	WIFA	0	0	0
ACC Decision No.	71793	0	0	0
Reason for Loan	Arsenic Remediation	0	0	0
Dollar Amt. Issued	\$415,000	\$0	\$0	\$0
Amount Outstanding	\$252,859	\$0	\$0	\$0
Date of Maturity	11/1/2030	NA	NA	NA
Interest Rate	4.20%	0.00%	0.00%	0.00%
Current Year Interest	\$11,134	\$0	\$0	\$0
Current Year Principal	\$20,075	\$0	\$0	\$0

Meter Deposit Balance at Test Year End:	\$111,793
---	-----------

Meter Deposits Refunded During the Test Year:	\$12,785
---	----------

List all bonds, notes, loans, and other types of indebtedness in which the proceeds were used in the provision of public utility service. Indebtedness incurred for personal uses by the owner of the utility should not be listed. Input 0 or none if there is nothing to report for that cell.

Well and Water Usage											
Name of the System:		BIG PARK WATER CO									
ADEQ Public Water System Number:		AZ0413012									
ADWR PCC Number:		91-000609.0000									
Well registry 55# (55-XXXXXX):	Pump Horsepower	Pump Yield (gpm)	Casing Depth (feet)	Casing Diameter (inches)	Pump Motor Type **	Year Drilled	Water level 2010	Water level 2020	Meter Size (inches)	How measured:	Active
55-603676	40	180	750	8	Submersible	1979	389	406	3	Metered	Yes
55-606686	30	225	500	8	Submersible	1968	368	387	3	Metered	Yes
55-606687	40	250	610	6	Submersible	1973	413	447	3	Metered	Yes
55-636197	40	175	581	6	Submersible	1971	456	506	3	Metered	Yes
55-512562	125	504	820	12	Turbine	1986	474	371	8	Metered	Yes
55-616669	15	40	625	8	Submersible	1963	442	OOS	3	Metered	No
55-805060	5	36	610	8	Submersible	1955	OOS	OOS	2	Metered	No
NA	NA	NA	NA	NA	NA	NA	NA	NA	NA	NA	NA
NA	NA	NA	NA	NA	NA	NA	NA	NA	NA	NA	NA
NA	NA	NA	NA	NA	NA	NA	NA	NA	NA	NA	NA
NA	NA	NA	NA	NA	NA	NA	NA	NA	NA	NA	NA
NA	NA	NA	NA	NA	NA	NA	NA	NA	NA	NA	NA
NA	NA	NA	NA	NA	NA	NA	NA	NA	NA	NA	NA
NA	NA	NA	NA	NA	NA	NA	NA	NA	NA	NA	NA
NA	NA	NA	NA	NA	NA	NA	NA	NA	NA	NA	NA
NA	NA	NA	NA	NA	NA	NA	NA	NA	NA	NA	NA
NA	NA	NA	NA	NA	NA	NA	NA	NA	NA	NA	NA
NA	NA	NA	NA	NA	NA	NA	NA	NA	NA	NA	NA

Name of system water delivered to:	LITTLE PARK WATER CO
ADWR PCC Number:	91-000651.0000
Source of water delivered to another system	Ground Water

Name of system water received from:	NA
ADWR PCC Number:	#N/A
Source of water received	NA
Well registry 55# (55-XXXXXX):	NA

Month	Water withdrawn (gallons) ¹	Water sold (gallons) ²	Water delivered (sold) to other systems (gallons) ³	Water received (purchased) from other systems (gallons) ⁴	Estimated authorized use (gallons) ⁵	Purchased Power Expense ⁶	Purchased Power (kWh) ⁷
January	15,367,920.00	13,564,734.00	0.00	0.00	33,500.00	\$8,898	75,360
February	14,266,728.00	15,896,284.00	0.00	0.00	167,000.00	7,442	69,169
March	12,142,344.00	13,364,069.00	0.00	0.00	0.00	7,303	72,070
April	17,139,140.00	14,554,042.00	0.00	0.00	10,000.00	8,860	74,320
May	23,635,348.00	25,723,728.00	0.00	0.00	49,000.00	9,249	87,503
June	30,528,250.00	23,202,637.00	1,800.00	0.00	30,000.00	9,796	119,283
July	33,413,725.00	27,153,568.00	5,400.00	0.00	100,000.00	11,465	125,133
August	34,007,225.00	35,060,244.00	7,000.00	0.00	230,000.00	10,607	137,691
September	26,081,125.00	27,943,413.00	7,300.00	0.00	72,000.00	12,278	130,526
October	30,221,000.00	32,367,510.00	0.00	0.00	9,958,800.00	9,913	121,515
November	22,725,875.00	21,867,171.00	17,100.00	0.00	16,000.00	10,031	103,124
December	18,979,625.00	17,638,744.00	1,300.00	0.00	0.00	8,216	86,979
Totals	278,508,305.00	268,336,144.00	39,900.00	0.00	10,666,300.00	\$114,058	1,202,673

If applicable, in the space below please provide a description for all un-metered water use along with amounts:
 NA

1 Water withdrawn - Total gallons of water withdrawn from pumped sources.
 2 Water sold - Total gallons from customer meters, and other sales such as construction water.
 3 Water delivered (sold) to other systems - Total gallons of water delivered to other systems.
 4 Water received (purchased) from other systems - Total gallons of water purchased/received from other systems.
 5 Estimated authorized use - Total estimated gallons from authorized metered or unmetered use. Authorized uses such as flushing (mains, services and hydrants) draining/cleaning tanks, process, construction, fire fighting, etc. Non-authorized use (real losses) are service line breaks and leaks, water main breaks, meter inaccuracies and theft.
 6 Enter the total purchased power costs for the power meters associated with this system.
 7 Enter the total purchased kWh used by the power meters associated with this system.

Water Utility Plant Description

Name of the System:	BIG PARK WATER CO		
ADEQ Public Water System Number:	AZ0413012		
ADWR PCC Number:	91-000609.0000		

MAINS		
Sizes (inches)	Material	Length (feet)
2.00	PVC	9,264
3.00	NA	0
4.00	PVC	25,384
5.00	NA	0
6.00	PVC/DIP	162,950
8.00	PVC/DIP	54,538
10.00	NA	0
12.00	NA	0
NA	NA	0
NA	NA	0
NA	NA	0
NA	NA	0
NA	NA	0
NA	NA	0
NA	NA	0

CUSTOMER METERS			
Size (inches)	Quantity	Percent over 1,000,000 gallons	Percent over 10 years old
5/8 X 3/4	2,555	54%	89%
0.75	165	21%	91%
1	279	39%	75%
1.5	9	100%	88%
2	48	94%	73%
3	7	100%	85%
4	4	75%	50%
NA	NA	NA	NA
NA	NA	NA	NA
NA	NA	NA	NA
NA	NA	NA	NA
NA	NA	NA	NA
NA	NA	NA	NA
NA	NA	NA	NA
NA	NA	NA	NA
NA	NA	NA	NA
NA	NA	NA	NA
NA	NA	NA	NA
NA	NA	NA	NA

SERVICE LINES			
Material	Percent of system	Year installed	
Black poly	40%	unk	
Copper	40%	unk	
PVC	20%	unk	
NA	NA	NA	
NA	NA	NA	

BOOSTER PUMPS			
Horsepower	GPM	Quantity	
25	unk	5	
15	unk	3	
10	unk	1	
7.5	unk	2	
5	unk	3	
0.75	unk	3	

FIRE HYDRANTS	
Type	Quantity
Standard *	291
Other	0

STORAGE TANKS				
Capacity (gallons)	Material	Quantity	Year installed	
333,000	steel	1	NA	
178,000	steel	1	NA	
50,000	steel	2	NA	
44,000	steel	1	NA	
NA	NA	NA	NA	
NA	NA	NA	NA	

PRESSURE/BLADDER TANKS			
Capacity (gallons)	Material	Quantity	Year installed
10,000	Steel	1	NA
5,000	steel	2	NA
1,000	steel	2	NA
200	steel	1	NA
NA	NA	NA	NA
NA	NA	NA	NA

* A standard fire hydrant has two 2.5 inch hose connection nozzles with 7.5 threads per inch, and one 4.5 inch pumper connection nozzle with 4 threads per inch.

Water Utility Plant Description (Continued)
--

For the following three items, list the utility owned assets in each category for each system.

TREATMENT EQUIPMENT:	2 - 180 gpm Arsenic Treatment plant (absorption); 2 - 250 gpm Arsenic Treatment plant(absorption); 1-550 gpm Arsenic Treatment plant (absorption)
STRUCTURES:	4 - Block wall fences; 3 - chain link fences; 2 - pump houses; 1 - storage shed; 2 - booster pump vaults; 8 - pressure reducing vaults; 1 - 8' x 10' metal building; 2 - 10' x 25' metal buildings
OTHER:	250 Kw generator - 1; test pump tank & trailer - 1; pressure washer tank - 1; Dodge Ram - 1; Honda Pioneer - 1; John Deere backhoe - 1; Chevy Silverado - 2; Ford F-150 - 1; Chevy Equinox - 1; Load King Dump trailer - 1; misc. tools; VFD - 2; SCADA System

Provide a calculation used to determine the value of one water equivalent residential connection (ERC).

Use one of the following methods:

- (a) If actual flow data are available from the preceding 12 months, divide the total annual single family residence (SFR) gallons sold by the average number of single family residence customers for the same period and divide the result by 365
- (b) If no historical flow data are available, use:
 $ERC = (\text{Total SFR gallons sold (Omit 000)} / 365 \text{ days} / 350 \text{ gallons per day})$

ERC	6,536
Method used:	(a)

Customer and Other Information	
Name of the System:	BIG PARK WATER CO
ADEQ Public Water System Number:	AZ0413012
ADWR PCC Number:	91-000609.0000

Month	Number of Customers				
	Single-Family	Multi-Family	Commercial	Turf/Irrigation	Other Non-Residential
January	2,895	0	242	0	0
February	2,895	0	242	0	0
March	2,895	0	242	0	0
April	2,895	0	242	0	0
May	2,895	0	242	0	0
June	2,897	0	242	0	0
July	2,899	0	242	0	0
August	2,907	0	242	0	0
September	2,910	0	242	0	0
October	2,912	0	242	0	0
November	2,913	0	242	0	0
December	2,921	0	242	0	0

If the system has fire hydrants, what is the fire flow requirements? GPM for hrs.

Does the system have chlorination treatment?

Does the Company have an ADWR Gallons Per Capita Per Day (GPCPD) requirement?
 If yes, provide the GPCPD amount:

Is the Water Utility located in an ADWR Active Management Area (AMA)?
 If yes, which AMA?

What is the present system connection capacity (in ERCs *) using existing lines?

What is the future system connection capacity (in ERCs *) upon service area buildout?

Describe any plans and estimated completion dates for any enlargements or improvements of this system.

* an ERC is based on the calculation on the bottom of AR9 page 12.

Big Park Water Company
 Annual Report
 Utility Shutoffs / Disconnects
 12/31/20

Utility Shutoffs / Disconnects		
Name of the System:	BIG PARK WATER CO	
ADEQ Public Water System Number:	AZ0413012	
ADWR PCC Number:	91-000609.0000	

Month	Termination without Notice R14-2-410.B	Termination with Notice R14-2-410.C	Other
January	0	6	0
February	0	0	0
March	0	0	0
April	0	0	0
May	0	0	0
June	0	0	0
July	0	0	0
August	0	0	0
September	0	0	0
October	0	0	0
November	0	2	0
December	0	15	0
Total	0	23	0

Other (description):

NA

Instructions: Fill out the Grey Cells with the relevant information. Input 0 or none if there is nothing recorded in that account or there is no applicable information to report.

Big Park Water Company
Annual Report
Property Taxes
12/31/20

Property Taxes	
Amount of actual property taxes paid during Calendar Year 2020 was	\$48,777

If no property taxes paid, explain why.

NA

Instructions: Fill out the Grey Cells with the relevant information. Input 0 or none if there is nothing recorded in that account or there is no applicable information to report.

Verification and Sworn Statement (Taxes)

Verification: State of Arizona I, the undersigned of the
(state name)

County of (county name): Yavapai
Name (owner or official) title: Steve Gudovic, President
Company name: Big Park Water Company

DO SAY THAT THIS ANNUAL UTILITY PROPERTY TAX AND SALES TAX REPORT TO THE ARIZONA CORPORATION COMMISSION.

FOR THE YEAR ENDING: 12/31/20

HAS BEEN PREPARED UNDER MY DIRECTION, FROM THE ORIGINAL BOOKS, PAPERS AND RECORDS OF SAID UTILITY; THAT I HAVE CAREFULLY EXAMINED THE SAME, AND DECLARE THE SAME TO BE A COMPLETE AND CORRECT STATEMENT OF BUSINESS AND AFFAIRS OF SAID UTILITY FOR THE PERIOD COVERED BY THIS REPORT IN RESPECT TO EACH AND EVERY MATTER AND THING SET FORTH, TO THE BEST OF MY KNOWLEDGE, INFORMATION AND BELIEF.

Sworn Statement: I HEREBY ATTEST THAT ALL PROPERTY TAXES FOR SAID COMPANY ARE CURRENT AND PAID IN FULL.

I HEREBY ATTEST THAT ALL SALES TAXES FOR SAID COMPANY ARE CURRENT AND PAID IN FULL.


Steve Gudovic
signature of owner/official

928-284-2298
telephone no.

SUBSCRIBED AND SWORN TO BEFORE ME A NOTARY PUBLIC
IN AND FOR THE COUNTY

THIS 15th DAY OF April 2021
Maricopa
(county name)
(month) and (year)

MY COMMISSION EXPIRES 3-25-23
(date)



Mary Lynn Gudovic
(signature of notary public)

Verification and Sworn Statement

Verification:

State of Arizona I, the undersigned of the
(state name)
County of (county name): Yavapai
Name (owner or official) title: Steve Gudovic, President
Company name: Big Park Water Company

DO SAY THAT THIS ANNUAL UTILITY PROPERTY TAX AND SALES TAX REPORT TO THE ARIZONA CORPORATION COMMISSION.

FOR THE YEAR ENDING: 12/31/20


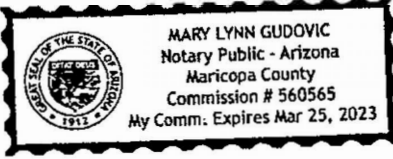
HAS BEEN PREPARED UNDER MY DIRECTION, FROM THE ORIGINAL BOOKS, PAPERS AND RECORDS OF SAID UTILITY; THAT I HAVE CAREFULLY EXAMINED THE SAME, AND DECLARE THE SAME TO BE A COMPLETE AND CORRECT STATEMENT OF BUSINESS AND AFFAIRS OF SAID UTILITY FOR THE PERIOD COVERED BY THIS REPORT IN RESPECT TO EACH AND EVERY MATTER AND THING SET FORTH, TO THE BEST OF MY KNOWLEDGE, INFORMATION AND BELIEF.

Sworn Statement: IN ACCORDANCE WITH THE REQUIREMENTS OF TITLE 40, ARTICLE 8, SECTION 40-401, ARIZONA REVISED STATUTES, IT IS HEREIN REPORTED THAT THE GROSS OPERATING REVENUE OF SAID UTILITY DERIVED FROM ARIZONA INTRASTATE UTILITY OPERATIONS DURING THE CALENDAR YEAR WAS:

Arizona Intrastate Gross Operating Revenues Only (\$)
\$1,697,230
(The amount in the box above includes
\$101,693 in sales taxes
billed or collected)

Steve Gudovic
signature of owner/official
928-284-2298
telephone no.

SUBSCRIBED AND SWORN TO BEFORE ME A NOTARY PUBLIC
IN AND FOR THE COUNTY Maricopa
(county name)
THIS 15th DAY OF April 2021
(month) and (year)
MY COMMISSION EXPIRES 3/25/23
(date)



Mary Lynn Gudovic
(signature of notary public)

Verification and Sworn Statement (Residential Revenue)

Verification:

State of Arizona I, the undersigned of the
(state name)

County of (county name): Yavapai
Name (owner or official) title: Steve Gudovic, President
Company name: Big Park Water Company

DO SAY THAT THIS ANNUAL UTILITY PROPERTY TAX AND SALES TAX REPORT TO THE ARIZONA CORPORATION COMMISSION.

FOR THE YEAR ENDING: 12/31/20

HAS BEEN PREPARED UNDER MY DIRECTION, FROM THE ORIGINAL BOOKS, PAPERS AND RECORDS OF SAID UTILITY; THAT I HAVE CAREFULLY EXAMINED THE SAME, AND DECLARE THE SAME TO BE A COMPLETE AND CORRECT STATEMENT OF BUSINESS AND AFFAIRS OF SAID UTILITY FOR THE PERIOD COVERED BY THIS REPORT IN RESPECT TO EACH AND EVERY MATTER AND THING SET FORTH, TO THE BEST OF MY KNOWLEDGE, INFORMATION AND BELIEF.

Sworn Statement: IN ACCORDANCE WITH THE REQUIREMENTS OF TITLE 40, ARTICLE 8, SECTION 40-401, ARIZONA REVISED STATUTES, IT IS HEREIN REPORTED THAT THE GROSS OPERATING REVENUE OF SAID UTILITY DERIVED FROM ARIZONA INTRASTATE UTILITY OPERATIONS RECEIVED FROM RESIDENTIAL CUSTOMERS DURING THE CALENDAR YEAR WAS:


Arizona Intrastate Gross Operating Revenues Only (\$)

\$1,416,840

(The amount in the box above includes

\$85,926 in sales taxes

billed or collected)



signature of owner/official

928-284-2298

telephone no.

SUBSCRIBED AND SWORN TO BEFORE ME A NOTARY PUBLIC
IN AND FOR THE COUNTY

Maricopa
(county name)

THIS


15th


DAY OF

April 2021
(month) and (year)

MY COMMISSION EXPIRES

3/25/23
(date)




(signature of notary public)

Full Gross-up Method for Income Tax Statement of Certification

Verification:

State of Arizona I, the undersigned of the
(state name)

County of (county name): Yavapai
Name (owner or official) title: Steve Gudovic, President
Company name: Big Park Water Company

FOR THE YEAR ENDING: 12/31/20

Sworn Statement:

IN ACCORDANCE WITH THE REQUIREMENTS OF DECISION NO. 77084, BECAUSE THE UTILITY REQUIRES THE GROSS UP OF ADVANCES AND CONTRIBUTIONS, I HEREBY STATE THAT THE UTILITY HAS INCURRED OR IS EXPECTED TO INCUR A NET INCREASE IN CURRENT INCOME TAX EXPENSE OR A DECREASE IN DEFERRED TAX ASSET FOR A CARRY FORWARD ACCORDING TO GAAP IN AN AMOUNT EQUAL TO OR GREATER THAN THE AMOUNT OF THE REQUIRED GROSS UP PAID BY DEVELOPERS IN THE PERIOD COVERED BY THIS ANNUAL REPORT.



signature of owner/official

928-284-2298
telephone no.

SUBSCRIBED AND SWORN TO BEFORE ME A NOTARY PUBLIC
IN AND FOR THE COUNTY Maricopa
(county name)

THIS 15th DAY OF April 2021
(month) and (year).

MY COMMISSION EXPIRES 3/25/23
(date)


(signature of notary public)

