

ANNUAL REPORT

Of

Company Name: Berneil Water Company
PO Box 219

Mailing Address: Tempe AZ
85280-0219

Docket No.: W-01275A
For the Year Ended: 12/31/21

RECEIVED
BY EMAIL

04/15/2022, 8:50 AM
ARIZONA CORPORATION COMMISSION
UTILITIES DIVISION

WATER UTILITY

To

Arizona Corporation Commission

Due on April 15th

Email: Util-Compliance@azcc.gov, mail or deliver the completed Annual Report to:
Arizona Corporation Commission
Compliance Section - Utilities Division
1200 West Washington Street
Phoenix, Arizona 85007

Application Type: Original Filing
Application Date: 4/13/2022

ARIZONA CORPORATION COMMISSION
WATER UTILITY ANNUAL REPORT
Berneil Water Company
A Class ☒ Utility

For the Calendar Year Ended: 12/31/21

Primary Address:

P.O. Box 219			
City: Tempe	State: Arizona	Zip Code: 85280	

Telephone Number:

480-966-5804

Date of Original Organization of Utility:

10/23/1951

Person to whom correspondence should be addressed concerning this report:

Name:

Bradley Folkman

Telephone No. :

480-966-5804

Address:

P.O. Box 219			
City: Tempe	State: Arizona	Zip Code: 85280	

Email:

support@arizonawaterworks.com

Name:			
Telephone No. :			
Address:			
City:	State:	Zip Code:	
Email:			

Name:			
Telephone No. :			
Address:			
City:	State:	Zip Code:	
Email:			

Name:			
Telephone No. :			
Address:			
City:	State:	Zip Code:	
Email:			

Name:			
Telephone No. :			
Address:			
City:	State:	Zip Code:	
Email:			

Ownership:

"C" Corporation

Counties Served:

Maricopa

ARIZONA CORPORATION COMMISSION
WATER UTILITY ANNUAL REPORT
Berneil Water Company

Important changes during the year
--

No	For those companies not subject to the affiliated interest rules, has there been a change in ownership or direct control during the year?
	If yes, please provide specific details in the box below.

No	Has the company been notified by any other regulatory authorities during the year, that they are out of compliance?
	If yes, please provide specific details in the box below.

Utility Plant in Service (Water)							
Account No.	Description	Beginning Year Original Cost	Current Year Additions	Current Year Retirements	Adjusted Original Cost	Accumulated Depreciation	OCLD (OC less AD)
301	Organization	\$0	\$0	\$0	\$0	\$0	\$0
302	Franchises	0	0	0	0	0	0
303	Land and Land Rights	1,332	0	0	1,332	0	1,332
304	Structures and Improvements	33,960	0	0	33,960	29,092	4,868
305	Collecting & Improving Reservoirs	0	0	0	0	0	0
306	Lake, River, Canal Intakes	0	0	0	0	0	0
307	Wells and Springs	293,177	0	0	293,177	264,851	28,326
308	Infiltration Galleries	0	0	0	0	0	0
309	Supply Mains	0	0	0	0	0	0
310	Power Generation Equipment	0	0	0	0	0	0
311	Pumping Equipment	530,565	4,147	0	534,711	350,081	184,630
320	Water Treatment Equipment	0	0	0	0	0	0
320.1	Water Treatment Plants	0	0	0	0	0	0
320.2	Solution Chemical Feeders	0	0	0	0	0	0
320.3	Point-of-Use Treatment Devices	0	0	0	0	0	0
330	Distribution Reservoirs and Standpipes	0	0	0	0	0	0
330.1	Storage Tanks	282,276	0	0	282,276	246,980	35,296
330.2	Pressure Tanks	0	0	0	0	0	0
331	Transmission and Distribution Mains	966,607	17,097	0	983,704	900,916	82,788
333	Services	0	0	0	0	0	0
334	Meters and Meter Installations	327,237	36,649	15,000	348,887	198,041	150,845
335	Hydrants	113,668	0	0	113,668	102,634	11,034
336	Backflow Prevention Devices	0	0	0	0	0	0
339	Other Plant and Misc. Equipment	0	0	0	0	0	0
340	Office Furniture and Equipment	0	0	0	0	0	0
340.1	Computer & Software	5,795	0	0	5,795	3,085	2,710
341	Transportation Equipment	44,575	0	0	44,575	7,044	37,531
342	Stores Equipment	0	0	0	0	0	0
343	Tools, Shop and Garage Equipment	0	0	0	0	0	0
344	Laboratory Equipment	0	0	0	0	0	0
345	Power Operated Equipment	0	0	0	0	0	0
346	Communication Equipment	0	0	0	0	0	0
347	Miscellaneous Equipment	36,693	0	0	36,693	31,221	5,472
348	Other Tangible Plant	0	0	0	0	0	0
	Totals	\$2,635,885	\$57,893	\$15,000	\$2,678,778	\$2,133,945	\$544,833

Berneil Water Company
Annual Report
Depreciation Expense for the Current Year (Water)
12/31/21

Depreciation Expense for the Current Year (Water)									
Account No.	Description	Beginning Year Original Cost	Current Year Additions	Current Year Retirements	Adjusted Original Cost	Fully Depreciated/Non- depreciable Plant	Depreciable Plant	Depreciation Percentages	Depreciation Expense
301	Organization	\$0	\$0	\$0	\$0	\$0	\$0	0.00%	\$0
302	Franchises	0	0	0	0	0	0	0.00%	0
303	Land and Land Rights	1,332	0	0	1,332	0	1,332	0.00%	0
304	Structures and Improvements	33,960	0	0	33,960	20,305	13,655	5.00%	651
305	Collecting & Improving Reservoirs	0	0	0	0	0	0	5.00%	0
306	Lake, River, Canal Intakes	0	0	0	0	0	0	5.00%	0
307	Wells and Springs	293,177	0	0	293,177	240,509	52,668	5.00%	2,633
308	Infiltration Galleries	0	0	0	0	0	0	5.00%	0
309	Supply Mains	0	0	0	0	0	0	5.00%	0
310	Power Generation Equipment	0	0	0	0	0	0	5.00%	0
311	Pumping Equipment	530,565	4,147	0	534,711	197,154	337,557	5.00%	16,595
320	Water Treatment Equipment	0	0	0	0	0	0	5.00%	0
320.1	Water Treatment Plants	0	0	0	0	0	0	5.00%	0
320.2	Solution Chemical Feeders	0	0	0	0	0	0	5.00%	0
320.3	Point-of-Use Treatment Devices	0	0	0	0	0	0	5.00%	0
330	Distribution Reservoirs and Standpipes	0	0	0	0	0	0	5.00%	0
330.1	Storage Tanks	282,276	0	0	282,276	237,504	44,772	5.00%	2,239
330.2	Pressure Tanks	0	0	0	0	0	0	5.00%	0
331	Transmission and Distribution Mains	966,607	17,097	0	983,704	646,996	336,708	5.00%	16,408
333	Services	0	0	0	0	0	0	5.00%	0
334	Meters and Meter Installations	327,237	36,649	15,000	348,887	100,087	248,800	5.00%	11,824
335	Hydrants	113,668	0	0	113,668	41,254	72,414	5.00%	3,209
336	Backflow Prevention Devices	0	0	0	0	0	0	5.00%	0
339	Other Plant and Misc. Equipment	0	0	0	0	0	0	5.00%	0
340	Office Furniture and Equipment	0	0	0	0	0	0	5.00%	0
340.1	Computer & Software	5,795	0	0	5,795	0	5,795	5.00%	290
341	Transportation Equipment	44,575	0	0	44,575	0	44,575	5.00%	2,229
342	Stores Equipment	0	0	0	0	0	0	5.00%	0
343	Tools, Shop and Garage Equipment	0	0	0	0	0	0	5.00%	0
344	Laboratory Equipment	0	0	0	0	0	0	5.00%	0
345	Power Operated Equipment	0	0	0	0	0	0	5.00%	0
346	Communication Equipment	0	0	0	0	0	0	5.00%	0
347	Miscellaneous Equipment	36,693	0	0	36,693	11,100	25,592	5.00%	1,179
348	Other Tangible Plant	0	0	0	0	0	0	5.00%	0
	Subtotal	\$2,635,885	\$57,893	\$15,000	\$2,678,778	\$1,494,909	\$1,183,869		\$57,255

Contribution(s) in Aid of Construction (Gross)	\$263,892
Less: Non Amortizable Contribution(s)	0
Fully Amortized Contribution(s)	106,634
Amortizable Contribution(s)	\$157,258
Times: Proposed Amortization Rate	5.00%
Amortization of CIAC	\$7,863

Less: Amortization of CIAC **\$7,863**

DEPRECIATION EXPENSE **\$49,392**

Berneil Water Company
Annual Report
Balance Sheet Assets
12/31/21

Balance Sheet Assets				
	Assets		Balance at Beginning of Year (2021)	Balance at End of Year (2021)
Account No.	Current and Accrued Assets			
131	Cash		\$90,448	\$30,574
134	Working Funds		0	0
135	Temporary Cash Investments		0	0
141	Customer Accounts Receivable		0	0
146	Notes Receivable from Associated Companies		139,500	139,500
151	Plant Material and Supplies		0	0
162	Prepayments		0	0
174	Miscellaneous Current and Accrued Assets		0	0
	Total Current and Accrued Assets		\$229,948	\$170,074
Account No.	Fixed Assets			
101	Utility Plant in Service*		\$2,635,885	\$2,678,778
103	Property Held for Future Use		0	0
105	Construction Work in Progress		0	0
108	Accumulated Depreciation (enter as negative)*		(2,091,689)	(2,133,945)
121	Non-Utility Property		44,099	44,099
122	Accumulated Depreciation - Non Utility		0	0
	Total Fixed Assets		\$588,294	\$588,932
	Total Assets		\$818,242	\$759,006

*Note these items feed automatically from AR3 UPIS Page 4

Berneil Water Company
Annual Report
Balance Sheet Liabilities and Owners Equity

Balance Sheet Liabilities and Owners Equity				
	Liabilities		Balance at Beginning of Year (2021)	Balance at End of Year (2021)
Account No.	Current Liabilities			
231	Accounts Payable		\$765	(\$51,584)
232	Notes Payable (Current Portion)		0	0
234	Notes Payable to Associated Companies		0	0
235	Customer Deposits		2,589	1,759
236	Accrued Taxes		0	0
237	Accrued Interest		0	0
242	Miscellaneous Current and Accrued Liabilities		0	0
	Total Current Liabilities		\$3,354	(\$49,825)
	Long Term Debt			
224	Long Term Debt (Notes and Bonds)		\$0	\$0
	Deferred Credits			
251	Unamortized Premium on Debt		\$0	\$0
252	Advances in Aid of Construction		0	0
255	Accumulated Deferred Investment Tax Credits		0	0
271	Contributions in Aid of Construction		263,892	263,892
272	Less: Amortization of Contributions		(230,059)	(237,922)
281	Accumulated Deferred Income Tax		0	0
	Total Deferred Credits		\$33,833	\$25,970
	Total Liabilities		\$37,187	(\$23,854)
	Capital Accounts			
201	Common Stock Issued		\$25,000	\$25,000
211	Other Paid-In Capital		0	0
215	Retained Earnings		756,055	757,861
218	Proprietary Capital (Sole Props and Partnerships)		0	0
	Total Capital		\$781,055	\$782,861
	Total Liabilities and Capital		\$818,242	\$759,006

Note: Total liabilities and Capital must match total assets for the beginning and end of the year!

Berneil Water Company
Annual Report
Water Comparative Income Statement
12/31/21

Water Comparative Income Statement			
Account No.	Calendar Year	Current Year 01/01/2021 - 12/31/2021	Last Year 01/01/2020 - 12/31/2020
	Operating Revenue		
461	Metered Water Revenue	\$728,346	\$703,951
460	Unmetered Water Revenue	0	0
462	Fire Protection Revenue	0	0
469	Guaranteed Revenues (Surcharges)	0	0
471	Miscellaneous Service Revenues	0	0
474	Other Water Revenue	9,611	11,535
	Total Revenues	\$737,957	\$715,486
	Operating Expenses		
601	Salaries and Wages	\$55,800	52,744
604	Employee Pensions and Benefits	48,205	46,552
610	Purchased Water	89,853	98,379
615	Purchased Power	124,483	96,355
618	Chemicals	5,309	3,184
620	Materials and Supplies	24,338	21,249
620.1	Repairs and Maintenance	0	0
620.2	Office Supplies and Expense	0	0
630	Contractual Services	0	0
631	Contractual Services - Engineering	0	0
632	Contractual Services - Accounting	9,967	18,336
633	Contractual Services - Legal	449	1,234
634	Contractual Services - Management Fees	0	2
635	Contractual Services - Water Testing	2,835	2,328
636	Contractual Services - Other	276,450	200,129
640	Rents	0	0
641	Rental of Building/Real Property	0	0
642	Rental of Equipment	0	0
650	Transportation Expenses	7,476	11,193
657	Insurance - General Liability	7,560	2,945
657.1	Insurance - Health and Life	0	0
665	Regulatory Commission Expense - Rate	0	0
670	Bad Debt Expense	0	0
675	Miscellaneous Expense	4,623	4,473
403	Depreciation Expense (From Schedule AR4)	49,392	48,139
408	Taxes Other Than Income	11,426	15,085
408.11	Property Taxes	17,435	17,461
409	Income Taxes	50	50
427.1	Customer Security Deposit Interest	0	0
	Total Operating Expenses	\$735,652	\$639,839
	Operating Income / (Loss)	\$2,306	\$75,647
	Other Income / (Expense)		
419	Interest and Dividend Income	\$0	\$0
421	Non-Utility Income	0	8,806
426	Miscellaneous Non-Utility (Expense)	0	0
427	Interest (Expense)	0	0
	Total Other Income / (Expense)	\$0	\$8,806
	Net Income / (Loss)	\$2,306	\$84,453

Berneil Water Company
 Annual Report
 Full time equivalent employees
 12/31/21

Full time equivalent employees

	Direct Company	Allocated	Outside service	Total
President				0.0
Vice-president				0.0
Manager	0.5			0.5
Engineering Staff				0.0
System Operator(s)			1.0	1.0
Meter reader				0.0
Customer Service			0.5	0.5
Accounting				0.0
Business Office				0.0
Rates Department				0.0
Administrative Staff				0.0
Other				0.0
Total	0.5	0.0	1.5	2.0

Berneil Water Company
Annual Report
Supplemental Financial Data (Long-Term Debt)
12/31/21

Supplemental Financial Data (Long-Term Debt)				
	Loan #1	Loan #2	Loan #3	Loan #4
Date Issued	None			
Source of Loan				
ACC Decision No.				
Reason for Loan				
Dollar Amt. Issued				
Amount Outstanding				
Date of Maturity				
Interest Rate				
Current Year Interest				
Current Year Principal				

Meter Deposit Balance at Test Year End:	\$1,759
---	---------

Meter Deposits Refunded During the Test Year:	\$1,823
---	---------

List all bonds, notes, loans, and other types of indebtedness in which the proceeds were used in the provision of public utility service. Indebtedness incurred for personal uses by the owner of the utility should not be listed. Input 0 or none if there is nothing to report for that cell.

Well and Water Usage

[illegible]

Name of system water delivered to:			
ADWR PCC Number:			
Source of water delivered to another system			

Name of system water received from:	CITY OF SCOTTSDALE	
ADWR PCC Number:	91-000227.0000	
Source of water received	NA	
Well registry 55# (55-XXXXXX):	NA	

Month	Water withdrawn (gallons)1	Water sold (gallons)2	Water delivered (sold) to other systems (gallons)3	Water received (purchased) from other systems (gallons)4	Estimated authorized use (gallons)5	Purchased Power Expense ⁶	Purchased Power (kWh)
January	29,657,200.00	25,058,570.00	0.00	0.00	0.00	7,264.59	76,801
February	25,490,000.00	22,139,036.00	0.00	0.00	0.00	6,986	73,089
March	31,290,900.00	26,223,681.00	0.00	0.00	0.00	7,538	80,699
April	41,152,000.00	35,462,951.00	0.00	0.00	0.00	9,587	103,240
May	40,990,300.00	38,901,727.00	0.00	0.00	0.00	9,661	105,243
June	66,448,000.00	57,149,105.00	0.00	0.00	0.00	12,499	141,246
July	54,714,600.00	47,244,328.00	0.00	0.00	0.00	11,326	126,426
August	56,121,600.00	48,934,062.00	0.00	0.00	0.00	10,513	115,603
September	45,029,800.00	39,471,200.00	0.00	0.00	0.00	10,777	118,839
October	54,730,900.00	47,969,403.00	0.00	0.00	0.00	10,155	111,055
November	28,965,500.00	30,620,242.00	0.00	0.00	0.00	10,862	118,225
December	19,883,840.00	26,058,593.00	0.00	0.00	0.00	8,683	89,112
Totals	494,474,640.00	445,232,898.00	0.00	0.00	0.00	\$115,851	1,259,578

If applicable, in the space below please provide a description for all un-metered water use along with amounts:

[illegible]

- | | | | |
|---|---|--|--|
| 1 | Water withdrawn - Total gallons of water withdrawn from pumped sources. | | |
| 2 | Water sold - Total gallons from customer meters, and other sales such as construction water. | | |
| 3 | Water delivered (sold) to other systems - Total gallons of water delivered to other systems. | | |
| 4 | Water received (purchased) from other systems - Total gallons of water purchased/received from other systems. | | |
| 5 | Estimated authorized use - Total estimated gallons from authorized metered or unmetered use. Authorized uses such as flushing (mains, services and hydrants) draining/cleaning tanks, process, construction, fire fighting, etc. Non-authorized use (real losses) are service line breaks and leaks, water main breaks, meter inaccuracies and theft. | | |
| 6 | Enter the total purchased power costs for the power meters associated with this system. | | |
| 7 | Enter the total purchased kWh used by the power meters associated with this system. | | |

Water Utility Plant Description

		Water Utility Plant Description		
Name of the System:		BERNEIL WATER COMPANY		
ADEQ Public Water System Number:		AZ0407008		
ADWR PCC Number:		91-000183.0000		

MAINS

[illegible]

CUSTOMER METERS

[illegible]

SERVICE LINES

SERVICE LINES		
Material	Percent of system	Year installed
Copper	100%	Varies

BOOSTER PUMPS

BOOSTER PUMPS		
Horsepower	GPM	Quantity
40	475	3
30	420	1
20	350	1

FIRE HYDRANTS

FIRE HYDRANTS	
Type	Quantity
Standard *	98
Other	

STORAGE TANKS

STORAGE TANKS			
Capacity (gallons)	Material	Quantity	Year installed
100,000	Steel	1	1986
100,000	Steel	1	1986
135,000	Steel	1	1979

PRESSURE/BLADDER TANKS

PRESSURE/BLADDER TANKS			
Capacity (gallons)	Material	Quantity	Year installed
5,000	Steel	1	1986
5,000	Steel	1	2017

* A standard fire hydrant has two 2.5 inch hose connection nozzles with 7.5 threads per inch, and one 4.5 inch pumper connection nozzle with 4 threads per inch.

Water Utility Plant Description (Continued)

For the following three items, list the utility owned assets in each category for each system.

TREATMENT EQUIPMENT:	Gas Chlorinators
STRUCTURES:	Block Fences
OTHER:	System interconnection with City of Scottsdale

Provide a calculation used to determine the value of one water equivalent residential connection (ERC).

Use one of the following methods:

- (a) If actual flow data are available from the preceding 12 months, divide the total annual single family residence (SFR) gallons sold by the average number of single family residence customers for the same period and divide the result by
- (b) If no historical flow data are available, use:

$$ERC = (\text{Total SFR gallons sold (Omit 000)} / 365 \text{ days} / 350 \text{ gallons per day})$$

ERC
 Method used:

2,320
(a)

Customer and Other Information	
Name of the System:	BERNEIL WATER COMPANY
ADEQ Public Water System Number:	AZ0407008
ADWR PCC Number:	91-000183.0000

Month	Number of Customers				
	Single-Family	Multi-Family	Commercial	Turf/Irrigation	Other Non-Residential
January	512	0	3	9	0
February	513	0	3	9	0
March	513	0	3	9	0
April	512	0	3	9	0
May	512	0	3	9	0
June	513	0	3	9	0
July	513	0	3	9	0
August	513	0	3	9	0
September	513	0	3	9	0
October	513	0	3	9	0
November	513	0	3	9	0
December	512	0	3	9	0

If the system has fire hydrants, what is the fire flow requirements? GPM for hrs.

Does the system have chlorination treatment?

Does the Company have an ADWR Gallons Per Capita Per Day (GPCPD) requirement?
If yes, provide the GPCPD amount:

Is the Water Utility located in an ADWR Active Management Area (AMA)?
If yes, which AMA?

What is the present system connection capacity (in ERCs *) using existing lines?

What is the future system connection capacity (in ERCs *) upon service area buildout?

Describe any plans and estimated completion dates for any enlargements or improvements of this system.

* an ERC is based on the calculation on the bottom of AR9 page 12.

Berneil Water Company
Annual Report
 Utility Shutoffs / Disconnects
 12/31/21

Utility Shutoffs / Disconnects	
Name of the System:	BERNEIL WATER COMPANY
ADEQ Public Water System Number:	AZ0407008
ADWR PCC Number:	91-000183.0000

Month	Termination without Notice R14-2-410.B	Termination with Notice R14-2- 410.C	Other
January	0	0	0
February	0	0	0
March	0	0	0
April	0	0	0
May	0	0	0
June	0	0	0
July	0	0	0
August	0	0	0
September	0	0	0
October	0	0	0
November	0	0	0
December	0	0	0
Total	0	0	0

Other (description):

Instructions: Fill out the Grey Cells with the relevant information. Input 0 or none if there is nothing recorded in that account or there is no applicable information to report.

Berneil Water Company
Annual Report
Property Taxes
12/31/21

Property Taxes	
----------------	--

Amount of actual property taxes paid during Calendar Year 2021 was
--

\$17,435

If no property taxes paid, explain why.

Instructions: Fill out the Grey Cells with the relevant information. Input 0 or none if there is nothing recorded in that account or there is no applicable information to report.

Verification and Sworn Statement (Taxes)

Verification: State of Arizona I, the undersigned of the
(state name)

County of (county name):

Maricopa

Name (owner or official) title:

Brad Folkman, President

Company name:

Berneil Water Company

DO SAY THAT THIS ANNUAL UTILITY PROPERTY TAX AND SALES TAX REPORT TO THE ARIZONA CORPORATION COMMISSION.

FOR THE YEAR ENDING:

12/31/21

HAS BEEN PREPARED UNDER MY DIRECTION, FROM THE ORIGINAL BOOKS, PAPERS AND RECORDS OF SAID UTILITY; THAT I HAVE CAREFULLY EXAMINED THE SAME, AND DECLARE THE SAME TO BE A COMPLETE AND CORRECT STATEMENT OF BUSINESS AND AFFAIRS OF SAID UTILITY FOR THE PERIOD COVERED BY THIS REPORT IN RESPECT TO EACH AND EVERY MATTER AND THING SET FORTH, TO THE BEST OF MY KNOWLEDGE, INFORMATION AND BELIEF.

Sworn Statement: I HEREBY ATTEST THAT ALL PROPERTY TAXES FOR SAID COMPANY ARE NOT CURRENT AND PAID IN FULL.

I HEREBY ATTEST THAT ALL SALES TAXES FOR SAID COMPANY ARE NOT CURRENT AND PAID IN FULL.

Brad Folkman

signature of owner/official

480-966-5804

telephone no.

SUBSCRIBED AND SWORN TO BEFORE ME A NOTARY PUBLIC
IN AND FOR THE COUNTY

THIS

14th

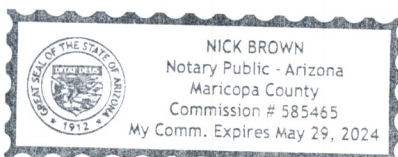
DAY OF

Maricopa
(county name)

April, 2022
(month) and (year)

MY COMMISSION EXPIRES

05/29/2024
(date)



Nick Brown
(signature of notary public)

Verification and Sworn Statement

Verification:

State of Arizona I, the undersigned of the
(state name)

County of (county name):

Maricopa

Name (owner or official) title:

Brad Folkman, President

Company name:

Berneil Water Company

DO SAY THAT THIS ANNUAL UTILITY PROPERTY TAX AND SALES TAX REPORT TO THE ARIZONA CORPORATION COMMISSION.

FOR THE YEAR ENDING: 12/31/21

HAS BEEN PREPARED UNDER MY DIRECTION, FROM THE ORIGINAL BOOKS, PAPERS AND RECORDS OF SAID UTILITY; THAT I HAVE CAREFULLY EXAMINED THE SAME, AND DECLARE THE SAME TO BE A COMPLETE AND CORRECT STATEMENT OF BUSINESS AND AFFAIRS OF SAID UTILITY FOR THE PERIOD COVERED BY THIS REPORT IN RESPECT TO EACH AND EVERY MATTER AND THING SET FORTH, TO THE BEST OF MY KNOWLEDGE, INFORMATION AND BELIEF.

Sworn Statement: IN ACCORDANCE WITH THE REQUIREMENTS OF TITLE 40, ARTICLE 8, SECTION 40-401, ARIZONA REVISED STATUTES, IT IS HEREIN REPORTED THAT THE GROSS OPERATING REVENUE OF SAID UTILITY DERIVED FROM ARIZONA INTRASTATE UTILITY OPERATIONS DURING THE CALENDAR YEAR WAS:

Arizona Intrastate Gross Operating Revenues Only (\$)

\$804,431

(The amount in the box above includes

\$66,474 in sales taxes

billed or collected)

signature of owner/official

480-966-5804

telephone no.

SUBSCRIBED AND SWORN TO BEFORE ME A NOTARY PUBLIC
IN AND FOR THE COUNTY

Maricopa

(county name)

THIS

14th

DAY OF

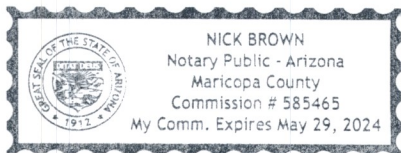
April, 2022

(month) and (year)

MY COMMISSION EXPIRES

05/29/2024
(date)

signature of notary public



Verification and Sworn Statement (Residential Revenue)

Verification:

State of Arizona I, the undersigned of the
(state name)

County of (county name):

Maricopa

Name (owner or official) title:

Brad Folkman, President

Company name:

Berneil Water Company

DO SAY THAT THIS ANNUAL UTILITY PROPERTY TAX AND SALES TAX REPORT TO THE ARIZONA CORPORATION COMMISSION.

FOR THE YEAR ENDING: 12/31/21

HAS BEEN PREPARED UNDER MY DIRECTION, FROM THE ORIGINAL BOOKS, PAPERS AND RECORDS OF SAID UTILITY; THAT I HAVE CAREFULLY EXAMINED THE SAME, AND DECLARE THE SAME TO BE A COMPLETE AND CORRECT STATEMENT OF BUSINESS AND AFFAIRS OF SAID UTILITY FOR THE PERIOD COVERED BY THIS REPORT IN RESPECT TO EACH AND EVERY MATTER AND THING SET FORTH, TO THE BEST OF MY KNOWLEDGE, INFORMATION AND BELIEF.

Sworn Statement: IN ACCORDANCE WITH THE REQUIREMENTS OF TITLE 40, ARTICLE 8, SECTION 40-401, ARIZONA REVISED STATUTES, IT IS HEREIN REPORTED THAT THE GROSS OPERATING REVENUE OF SAID UTILITY DERIVED FROM ARIZONA INTRASTATE UTILITY OPERATIONS RECEIVED FROM RESIDENTIAL CUSTOMERS DURING THE CALENDAR YEAR WAS:

Arizona Intrastate Gross Operating Revenues Only (\$)

\$803,128

(The amount in the box above includes

\$66,354 in sales taxes

billed or collected)

[Signature]
signature of owner/official

480-966-5804

telephone no.

SUBSCRIBED AND SWORN TO BEFORE ME A NOTARY PUBLIC
IN AND FOR THE COUNTY

Maricopa

(county name)

THIS

14th

DAY OF


April, 2022

(month) and (year)

MY COMMISSION EXPIRES

05/29/2024

(date)



[Signature]
(signature of notary public)