

**ANNUAL REPORT**

Of

Company Name:   
PO Box 550

Mailing Address: Littlefield AZ  
86432

Docket No.: W-03067A  
For the Year Ended:

**RECEIVED  
BY EMAIL  
04/15/2021, 1:09 PM  
ARIZONA CORPORATION  
COMMISSION  
UTILITIES DIVISION**

**WATER UTILITY**

To

Arizona Corporation Commission

**Due on April 15th**

Email: Util-Compliance@azcc.gov, mail or deliver the completed Annual Report to:  
Arizona Corporation Commission  
Compliance Section - Utilities Division  
1200 West Washington Street  
Phoenix, Arizona 85007

Application Type:   
Application Date:

ARIZONA CORPORATION COMMISSION  
WATER UTILITY ANNUAL REPORT  
Beaver Dam Water Company, Inc.  
A Class  Utility

For the Calendar Year Ended: 12/31/20

Primary Address:   
City:  State:  Zip Code:

Telephone Number:

Date of Original Organization of Utility:

Person to whom correspondence should be addressed concerning this report:

Name:   
Telephone No. :   
Address:   
City:  State:  Zip Code:   
Email:

Name:   
Telephone No. :   
Address:   
City:  State:  Zip Code:   
Email:

Name:   
Telephone No. :   
Address:   
City:  State:  Zip Code:   
Email:

Name:   
Telephone No. :   
Address:   
City:  State:  Zip Code:   
Email:

Name:   
Telephone No. :   
Address:   
City:  State:  Zip Code:   
Email:

Ownership:

Counties Served:

**Important changes during the year**

No For those companies not subject to the affiliated interest rules, has there been a change in ownership or direct control during the year?

If yes, please provide specific details in the box below.

NA

No Has the company been notified by any other regulatory authorities during the year, that they are out of compliance?

If yes, please provide specific details in the box below.

NA

Utility Plant in Service (Water)							
Account No	Description	Beginning Year Original Cost	Current Year Additions	Current Year Retirements	Adjusted Original Cost	Accumulated Depreciation	OCLD (OC less AD)
301	Organization	\$20,335	\$0	\$0	\$20,335	\$20,335	\$0
302	Franchises	0	0	0	0	0	0
303	Land and Land Rights	66,096	0	0	66,096	0	66,096
304	Structures and Improvements	6,000	0	0	6,000	6,000	0
305	Collecting & Improving Reservoirs	0	0	0	0	0	0
306	Lake, River, Canal Intakes	0	0	0	0	0	0
307	Wells and Springs	159,275	0	0	159,275	92,460	66,815
308	Infiltration Galleries	0	0	0	0	0	0
309	Supply Mains	0	0	0	0	0	0
310	Power Generation Equipment	0	0	0	0	0	0
311	Pumping Equipment	71,560	0	0	71,560	71,397	163
320	Water Treatment Equipment	0	0	0	0	0	0
320.1	Water Treatment Plants	0	0	0	0	0	0
320.2	Solution Chemical Feeders	0	0	0	0	0	0
320.3	Point-of-Use Treatment Devices	0	0	0	0	0	0
330	Distribution Reservoirs and Standpipes	0	0	0	0	0	0
330.1	Storage Tanks	273,381	0	0	273,381	158,649	114,732
330.2	Pressure Tanks	0	0	0	0	0	0
331	Transmission and Distribution Mains	823,464	0	0	823,464	301,922	521,542
333	Services	0	0	0	0	0	0
334	Meters and Meter Installations	61,197	1,579	0	62,776	41,009	21,767
335	Hvdrants	827	0	0	827	221	606
336	Backflow Prevention Devices	0	0	0	0	0	0
339	Other Plant and Misc. Equipment	0	0	0	0	0	0
340	Office Furniture and Equipment	6,500	0	0	6,500	6,500	0
340.1	Computer & Software	7,488	0	0	7,488	6,341	1,147
341	Transportation Equipment	16,100	0	0	16,100	16,100	0
342	Stores Equipment	0	0	0	0	0	0
343	Tools, Shop and Garage Equipment	4,247	8,582	0	12,829	3,391	9,438
344	Laboratory Equipment	0	0	0	0	0	0
345	Power Operated Equipment	0	0	0	0	0	0
346	Communication Equipment	0	0	0	0	0	0
347	Miscellaneous Equipment	0	0	0	0	0	0
348	Other Tangible Plant	32,396	0	0	32,396	7,452	24,944
	<b>Totals</b>	<b>\$1,548,866</b>	<b>\$10,161</b>	<b>\$0</b>	<b>\$1,559,027</b>	<b>\$731,777</b>	<b>\$827,250</b>

Beaver Dam Water Company, Inc.  
 Annual Report  
 Depreciation Expense for the Current Year (Water)  
 12/31/20

Depreciation Expense for the Current Year (Water)									
Account No.	Description	Beginning Year Original Cost	Current Year Additions	Current Year Retirements	Adjusted Original Cost	Fully Depreciated/Non-depreciable Plant	Depreciable Plant	Depreciation Percentages	Depreciation Expense
301	Organization	\$20,335	\$0	\$0	\$20,335	\$20,335	\$0	5.00%	\$0
302	Franchises	0	0	0	0	0	0	0.00%	0
303	Land and Land Rights	66,096	0	0	66,096	66,096	0	0.00%	0
304	Structures and Improvements	6,000	0	0	6,000	6,000	0	3.33%	0
305	Collecting & Improving Reservoirs	0	0	0	0	0	0	0.00%	0
306	Lake, River, Canal Intakes	0	0	0	0	0	0	0.00%	0
307	Wells and Springs	159,275	0	0	159,275	12,909	146,366	3.33%	4,874
308	Infiltration Galleries	0	0	0	0	0	0	0.00%	0
309	Supply Mains	0	0	0	0	0	0	0.00%	0
310	Power Generation Equipment	0	0	0	0	0	0	0.00%	0
311	Pumping Equipment	71,560	0	0	71,560	68,959	2,601	12.50%	325
320	Water Treatment Equipment	0	0	0	0	0	0	0.00%	0
320.1	Water Treatment Plants	0	0	0	0	0	0	0.00%	0
320.2	Solution Chemical Feeders	0	0	0	0	0	0	0.00%	0
320.3	Point-of-Use Treatment Devices	0	0	0	0	0	0	0.00%	0
330	Distribution Reservoirs and Standpipes	0	0	0	0	0	0	0.00%	0
330.1	Storage Tanks	273,381	0	0	273,381	86,805	186,576	2.22%	4,142
330.2	Pressure Tanks	0	0	0	0	0	0	0.00%	0
331	Transmission and Distribution Mains	823,464	0	0	823,464	28,577	794,887	2.00%	15,898
333	Services	0	0	0	0	0	0	0.00%	0
334	Meters and Meter Installations	61,197	1,579	0	62,776	18,955	43,821	8.33%	3,585
335	Hydrants	827	0	0	827	0	827	2.00%	17
336	Backflow Prevention Devices	0	0	0	0	0	0	0.00%	0
339	Other Plant and Misc Equipment	0	0	0	0	0	0	0.00%	0
340	Office Furniture and Equipment	6,500	0	0	6,500	6,500	0	6.67%	0
340.1	Computer & Software	7,488	0	0	7,488	5,191	2,297	20.00%	459
341	Transportation Equipment	16,100	0	0	16,100	16,100	0	20.00%	0
342	Stores Equipment	0	0	0	0	0	0	0.00%	0
343	Tools, Shop and Garage Equipment	4,247	8,582	0	12,829	2,000	10,829	5.00%	327
344	Laboratory Equipment	0	0	0	0	0	0	0.00%	0
345	Power Operated Equipment	0	0	0	0	0	0	0.00%	0
346	Communication Equipment	0	0	0	0	0	0	0.00%	0
347	Miscellaneous Equipment	0	0	0	0	0	0	0.00%	0
348	Other Tangible Plant	32,396	0	0	32,396	0	32,396	2.00%	648
	<b>Subtotal</b>	<b>\$1,548,866</b>	<b>\$10,161</b>	<b>\$0</b>	<b>\$1,559,027</b>	<b>\$338,427</b>	<b>\$1,220,600</b>		<b>\$30,274</b>

Contribution(s) in Aid of Construction (Gross)	\$677,631	
Less: Non Amortizable Contribution(s)	0	
Fully Amortized Contribution(s)	0	
Amortizable Contribution(s)	\$677,631	
Times Proposed Amortization Rate	2.48%	
<b>Amortization of CIAC</b>	\$14,683	(Specific Amortization)
		Less: Amortization of CIAC
		<b>\$14,683</b>
		<b>DEPRECIATION EXPENSE</b>
		<b>\$15,591</b>



Beaver Dam Water Company, Inc.  
Annual Report  
Balance Sheet Assets  
12/31/20

<b>Balance Sheet Assets</b>				
	<b>Assets</b>		<b>Balance at Beginning of Year (2020)</b>	<b>Balance at End of Year (2020)</b>
<b>Account No.</b>	<b>Current and Accrued Assets</b>			
131	Cash		(\$2,899)	\$4,398
134	Working Funds		0	0
135	Temporary Cash Investments		0	0
141	Customer Accounts Receivable		0	0
146	Notes Receivable from Associated Companies		0	0
151	Plant Material and Supplies		0	0
162	Prepayments		0	0
174	Miscellaneous Current and Accrued Assets		25,483	25,761
	<b>Total Current and Accrued Assets</b>		<b>\$22,584</b>	<b>\$30,159</b>
<b>Account No.</b>	<b>Fixed Assets</b>			
101	Utility Plant in Service*		\$1,548,866	\$1,559,027
103	Property Held for Future Use		0	0
105	Construction Work in Progress		0	0
108	Accumulated Depreciation (enter as negative)*		(701,503)	(731,777)
121	Non-Utility Property		0	0
122	Accumulated Depreciation - Non Utility		0	0
	<b>Total Fixed Assets</b>		<b>\$847,363</b>	<b>\$827,250</b>
	<b>Total Assets</b>		<b>\$869,947</b>	<b>\$857,409</b>

\*Note these items feed automatically from AR3 UPIS Page 4

Beaver Dam Water Company, Inc.  
Annual Report  
Balance Sheet Liabilities and Owners Equity

<b>Balance Sheet Liabilities and Owners Equity</b>				
	<b>Liabilities</b>		<b>Balance at Beginning of Year (2020)</b>	<b>Balance at End of Year (2020)</b>
<b>Account No.</b>	<b>Current Liabilities</b>			
231	Accounts Payable		\$0	\$0
232	Notes Payable (Current Portion)		22,320	22,320
234	Notes Payable to Associated Companies		0	0
235	Customer Deposits		14,726	14,726
236	Accrued Taxes		2,497	4,219
237	Accrued Interest		3,113	3,391
242	Miscellaneous Current and Accrued Liabilities		808	501
	<b>Total Current Liabilities</b>		<b>\$43,464</b>	<b>\$45,157</b>
	<b>Long Term Debt</b>			
224	Long Term Debt (Notes and Bonds)		\$111,838	\$95,695
	<b>Deferred Credits</b>			
251	Unamortized Premium on Debt		\$0	\$0
252	Advances in Aid of Construction		77,071	77,071
255	Accumulated Deferred Investment Tax Credits		0	0
271	Contributions in Aid of Construction		677,631	677,631
272	Less: Amortization of Contributions		(179,169)	(193,852)
281	Accumulated Deferred Income Tax		0	0
	<b>Total Deferred Credits</b>		<b>\$575,533</b>	<b>\$560,850</b>
	<b>Total Liabilities</b>		<b>\$730,835</b>	<b>\$701,702</b>
	<b>Capital Accounts</b>			
201	Common Stock Issued		\$172,204	\$172,204
211	Other Paid-In Capital		222,063	222,063
215	Retained Earnings		(255,155)	(238,560)
218	Proprietary Capital (Sole Props and Partnerships)		0	0
	<b>Total Capital</b>		<b>\$139,112</b>	<b>\$155,707</b>
	<b>Total Liabilities and Capital</b>		<b>\$869,947</b>	<b>\$857,409</b>

**Note: Total liabilities and Capital must match total assets for the beginning and end of the year!**

Beaver Dam Water Company, Inc.  
Annual Report  
Water Comparative Income Statement  
12/31/20

<b>Water Comparative Income Statement</b>			
Account No.	Calendar Year	Current Year 01/01/2020 - 12/31/2020	Last Year 01/01/2019 - 12/31/2019
	<b>Operating Revenue</b>		
461	Metered Water Revenue	\$401,184	\$390,589
460	Unmetered Water Revenue	0	0
462	Fire Protection Revenue	0	14,236
469	Guaranteed Revenues (Surcharges)	0	0
471	Miscellaneous Service Revenues	50,456	28,809
474	Other Water Revenue	0	0
	<b>Total Revenues</b>	<b>\$451,640</b>	<b>\$433,634</b>
	<b>Operating Expenses</b>		
601	Salaries and Wages	\$186,604	\$177,871
604	Employee Pensions and Benefits	0	0
610	Purchased Water	0	0
615	Purchased Power	22,610	22,270
618	Chemicals	768	6,756
620	Materials and Supplies	0	0
620.1	Repairs and Maintenance	23,962	35,346
620.2	Office Supplies and Expense	7,257	7,038
630	Contractual Services	0	0
631	Contractual Services - Engineering	0	0
632	Contractual Services - Accounting	4,937	4,405
633	Contractual Services - Legal	0	0
634	Contractual Services - Management Fees	0	0
635	Contractual Services - Water Testing	2,611	5,381
636	Contractual Services - Other	9,032	22,433
640	Rents	0	0
641	Rental of Building/Real Property	14,740	16,080
642	Rental of Equipment	20,450	21,600
650	Transportation Expenses	12,547	10,144
657	Insurance - General Liability	10,876	11,900
657.1	Insurance - Health and Life	29,473	26,060
665	Regulatory Commission Expense - Rate	0	0
670	Bad Debt Expense	0	0
675	Miscellaneous Expense	42,220	11,250
403	Depreciation Expense (From Schedule AR4)	15,591	16,525
408	Taxes Other Than Income	15,858	23,571
408.11	Property Taxes	9,029	15,062
409	Income Taxes	50	50
427.1	Customer Security Deposit Interest	0	0
	<b>Total Operating Expenses</b>	<b>\$428,615</b>	<b>\$433,742</b>
	<b>Operating Income / (Loss)</b>	<b>\$23,025</b>	<b>(\$108)</b>
	<b>Other Income / (Expense)</b>		
419	Interest and Dividend Income	\$0	\$2
421	Non-Utility Income	0	0
426	Miscellaneous Non-Utility (Expense)	0	0
427	Interest (Expense)	(6,430)	(7,454)
	<b>Total Other Income / (Expense)</b>	<b>(\$6,430)</b>	<b>(\$7,452)</b>
	<b>Net Income / (Loss)</b>	<b>\$16,595</b>	<b>(\$7,560)</b>



**Full time equivalent employees**

	Direct Company	Allocated	Outside service	Total
President	1.0	0.0	0.0	1.0
Vice-president	0.0	0.0	0.0	0.0
Manager	0.0	0.0	0.0	0.0
Engineering Staff	0.0	0.0	0.0	0.0
System Operator(s)	1.0	0.0	1.0	2.0
Meter reader	0.0	0.0	0.0	0.0
Customer Service	1.0	0.0	0.0	1.0
Accounting	0.0	0.0	0.0	0.0
Business Office	1.0	0.0	0.0	1.0
Rates Department	0.0	0.0	0.0	0.0
Administrative Staff	1.0	0.0	0.0	1.0
Other	0.0	0.0	0.0	0.0
<b>Total</b>	<b>5.0</b>	<b>0.0</b>	<b>1.0</b>	<b>6.0</b>

Beaver Dam Water Company, Inc.  
 Annual Report  
 Supplemental Financial Data (Long-Term Debt)  
 12/31/20

Supplemental Financial Data (Long-Term Debt)				
	Loan #1	Loan #2	Loan #3	Loan #4
Date Issued	7/25/2005	3/19/2010	1/0/1900	1/0/1900
Source of Loan	WIFA	WIFA	0	0
ACC Decision No.	67577	71415	0	0
Reason for Loan	COMBINE SYS	NEW TANK	0	0
Dollar Amt. Issued	\$170,703	\$104,283	\$0	\$0
Amount Outstanding	\$59,236	\$58,779	\$0	\$0
Date of Maturity	7/1/2025	3/1/1930	1/0/1900	1/0/1900
Interest Rate	6.00%	3.68%	0.00%	0.00%
Current Year Interest	\$3,969	\$2,259	\$0	\$0
Current Year Principal	\$10,902	\$5,240	\$0	\$0

Meter Deposit Balance at Test Year End:	\$14,726
---	----------

Meter Deposits Refunded During the Test Year:	\$0
---	-----

*List all bonds, notes, loans, and other types of indebtedness in which the proceeds were used in the provision of public utility service. Indebtedness incurred for personal uses by the owner of the utility should not be listed. Input 0 or none if there is nothing to report for that cell.*



**Water Utility Plant Description**

Name of the System:	BEAVER DAM WC - SYSTEM 1
ADEO Public Water System Number:	AZ0408006
ADWR PCC Number:	91-000310.0000

**MAINS**

Sizes (inches)	Material	Length (feet)
4.00	PVC	6,600
6.00	PVC	1,220
8.00	PVC	10,500
10.00	PVC	1,110
0.00	NA	0
0.00	NA	0
0.00	NA	0
0.00	NA	0
0.00	NA	0
0.00	NA	0
0.00	NA	0
0.00	NA	0
0.00	NA	0
0.00	NA	0
0.00	NA	0
0.00	NA	0
0.00	NA	0

**CUSTOMER METERS**

Size (inches)	Quantity	Percent over 1,000,000 gallons	Percent over 10 years old
5/8 X 3/4	520	13%	90%
1	3	0%	0%
1.5	1	0%	0%
2	1	0%	0%
3	1	0%	0%
NA	0	0%	0%
NA	0	0%	0%
NA	0	0%	0%
NA	0	0%	0%
NA	0	0%	0%
NA	0	0%	0%
NA	0	0%	0%
NA	0	0%	0%
NA	0	0%	0%
NA	0	0%	0%
NA	0	0%	0%
NA	0	0%	0%
NA	0	0%	0%
NA	0	0%	0%
NA	0	0%	0%
NA	0	0%	0%
NA	0	0%	0%
NA	0	0%	0%

**SERVICE LINES**

Material	Percent of system	Year installed
Black poly	15%	2007
PVC	85%	0
NA	0%	0
NA	0%	0
NA	0%	0

**BOOSTER PUMPS**

Horsepower	GPM	Quantity
10	120	2
0	0	0
0	0	0
0	0	0

**FIRE HYDRANTS**

Type	Quantity
Standard *	16
Other	0

**STORAGE TANKS**

Capacity (gallons)	Material	Quantity	Year installed
100,000	STEEL	1	2005
60,000	STEEL	1	1998
44,000	STEEL	1	1990
0	NA	0	0
0	NA	0	0
0	NA	0	0

**PRESSURE/BLADDER TANKS**

Capacity (gallons)	Material	Quantity	Year installed
250	STEEL	7	2015
0	NA	0	0
0	NA	0	0
0	NA	0	0
0	NA	0	0
0	NA	0	0

\* A standard fire hydrant has two 2.5 inch hose connection nozzles with 7.5 threads per inch, and one 4.5 inch pumper connection nozzle with 4 threads per inch



**Water Utility Plant Description (Continued)**

For the following three items, list the utility owned assets in each category for each system.

<b>TREATMENT EQUIPMENT:</b>	2 - CLORINATORS
<b>STRUCTURES:</b>	1 - PUMP HOUSE 12' X 16'      1 - PUMP HOUSE 8' X 8'
<b>OTHER:</b>	RAPID CONTROLS, LEVEL CONTROLS, ELECTRICAL PROTECTION, SOFT START MOTOR CONTROLS

Provide a calculation used to determine the value of one water equivalent residential connection (ERC).

Use one of the following methods:

- (a) If actual flow data are available from the preceding 12 months, divide the total annual single family residence (SFR) gallons sold by the average number of single family residence customers for the same period and divide the result by 365
- (b) If no historical flow data are available, use:  
 $ERC = ( \text{Total SFR gallons sold (Omit 000)} / 365 \text{ days} / 350 \text{ gallons per day} )$

ERC 46.699  
 Method used: (a)

Customer and Other Information	
Name of the System:	BEAVER DAM WC - SYSTEM 1
AIDFQ Public Water System Number:	AZ0408006
ADWR PCC Number:	91-000310.0000

Month	Number of Customers				
	Single-Family	Multi-Family	Commercial	Turf/Irrigation	Other Non-Residential
January	505	0	3	0	0
February	509	0	3	0	0
March	518	0	3	0	0
April	516	0	3	0	0
May	517	0	3	0	0
June	516	0	3	0	0
July	516	0	3	0	0
August	527	0	3	0	0
September	521	0	3	0	0
October	516	0	3	0	0
November	524	0	3	0	0
December	520	0	3	0	0

If the system has fire hydrants, what is the fire flow requirements?  GPM for  hrs.

Does the system have chlorination treatment?

Does the Company have an ADWR Gallons Per Capita Per Day (GPCPD) requirement?   
 If yes, provide the GPCPD amount:

Is the Water Utility located in an ADWR Active Management Area (AMA)?   
 If yes, which AMA?

What is the present system connection capacity (in ERCs \*) using existing lines?

What is the future system connection capacity (in ERCs \*) upon service area buildout?

Describe any plans and estimated completion dates for any enlargements or improvements of this system.  
 The Company has approximately 10,000 acres within service area. There are several landowners waiting for economic demand for housing. We currently have from ADWR 9,600 AF allotted for in a Designated Water Supplier (DWS).

\* an ERC is based on the calculation on the bottom of AR9 page 12.

Beaver Dam Water Company, Inc.  
 Annual Report  
 Utility Shutoffs / Disconnects  
 12/31/20

Utility Shutoffs / Disconnects	
Name of the System:	BEAVER DAM WC - SYSTEM 1
ADEQ Public Water System Number:	AZ0408006
ADWR PCC Number:	91-000310.0000

Month	Termination without Notice R14-2-410.B	Termination with Notice R14-2-410.C	Other
January	1	4	0
February	2	4	0
March	1	2	0
April	1	2	0
May	3	1	0
June	2	4	0
July	1	5	0
August	1	1	0
September	1	0	0
October	2	2	0
November	0	2	0
December	2	1	0
<b>Total</b>	<b>17</b>	<b>28</b>	<b>0</b>

Other (description):

NA
----

**Instructions:** Fill out the Grey Cells with the relevant information. Input 0 or none if there is nothing recorded in that account or there is no applicable information to report.

Beaver Dam Water Company, Inc.  
Annual Report  
Property Taxes  
12/31/20

Property Taxes	
Amount of actual property taxes paid during Calendar Year 2020 was	\$8,691

If no property taxes paid, explain why.

NA

**Instructions:** Fill out the Grey Cells with the relevant information. Input 0 or none if there is nothing recorded in that account or there is no applicable information to report.



**Verification and Sworn Statement (Taxes)**

Verification: State of Arizona I, the undersigned of the  
(state name)

County of (county name): Mohave  
Name (owner or official) title: G. Robert Frisby, President  
Company name: Beaver Dam Water Company, Inc.

DO SAY THAT THIS ANNUAL UTILITY PROPERTY TAX AND SALES TAX REPORT TO THE ARIZONA CORPORATION COMMISSION.

FOR THE YEAR ENDING: 12/31/20

HAS BEEN PREPARED UNDER MY DIRECTION, FROM THE ORIGINAL BOOKS, PAPERS AND RECORDS OF SAID UTILITY; THAT I HAVE CAREFULLY EXAMINED THE SAME, AND DECLARE THE SAME TO BE A COMPLETE AND CORRECT STATEMENT OF BUSINESS AND AFFAIRS OF SAID UTILITY FOR THE PERIOD COVERED BY THIS REPORT IN RESPECT TO EACH AND EVERY MATTER AND THING SET FORTH, TO THE BEST OF MY KNOWLEDGE, INFORMATION AND BELIEF.

Sworn Statement: I HEREBY ATTEST THAT ALL PROPERTY TAXES FOR SAID COMPANY ARE CURRENT AND PAID IN FULL.

I HEREBY ATTEST THAT ALL SALES TAXES FOR SAID COMPANY ARE CURRENT AND PAID IN FULL.


*[Handwritten Signature]*  
signature of owner/official

928-347-5000  
telephone no.

SUBSCRIBED AND SWORN TO BEFORE ME A NOTARY PUBLIC  
IN AND FOR THE COUNTY

THIS 15<sup>th</sup> DAY OF April, 2021  
(month) and (year)

MY COMMISSION EXPIRES 7/28/2024  
(date)



*[Handwritten Signature]*  
(signature of notary public)

**Verification and Sworn Statement**

**Verification:**

State of Arizona I, the undersigned of the  
(state name)  
County of (county name): Mohave  
Name (owner or official) title: G. Robert Frisby, President  
Company name: Beaver Dam Water Company, Inc.

DO SAY THAT THIS ANNUAL UTILITY PROPERTY TAX AND SALES TAX REPORT TO THE ARIZONA CORPORATION COMMISSION.

FOR THE YEAR ENDING: 12/31/20

HAS BEEN PREPARED UNDER MY DIRECTION, FROM THE ORIGINAL BOOKS, PAPERS AND RECORDS OF SAID UTILITY; THAT I HAVE CAREFULLY EXAMINED THE SAME, AND DECLARE THE SAME TO BE A COMPLETE AND CORRECT STATEMENT OF BUSINESS AND AFFAIRS OF SAID UTILITY FOR THE PERIOD COVERED BY THIS REPORT IN RESPECT TO EACH AND EVERY MATTER AND THING SET FORTH, TO THE BEST OF MY KNOWLEDGE, INFORMATION AND BELIEF.

**Sworn Statement:** IN ACCORDANCE WITH THE REQUIREMENTS OF TITLE 40, ARTICLE 8, SECTION 40-401, ARIZONA REVISED STATUTES, IT IS HEREIN REPORTED THAT THE GROSS OPERATING REVENUE OF SAID UTILITY DERIVED FROM ARIZONA INTRASTATE UTILITY OPERATIONS DURING THE CALENDAR YEAR WAS:

Arizona Intrastate Gross Operating Revenues Only (\$)  
\$451,640  
(The amount in the box above includes  
\$26,263 in sales taxes  
billed or collected)

[Signature]  
signature of owner/official  
928-347-5000  
telephone no.

SUBSCRIBED AND SWORN TO BEFORE ME A NOTARY PUBLIC  
IN AND FOR THE COUNTY Clark, Nevada

THIS 15th DAY OF April, 2021  
(month) and (year)

MY COMMISSION EXPIRES 7/28/2024  
(date)



[Signature]  
(signature of notary public)

**Verification and Sworn Statement (Residential Revenue)**

**Verification:**

State of Arizona I, the undersigned of the  
(state name)

County of (county name): Mohave  
Name (owner or official) title: G. Robert Frisby, President  
Company name: Beaver Dam Water Company, Inc.

DO SAY THAT THIS ANNUAL UTILITY PROPERTY TAX AND SALES TAX REPORT TO THE ARIZONA CORPORATION COMMISSION.

FOR THE YEAR ENDING: 12/31/20

HAS BEEN PREPARED UNDER MY DIRECTION, FROM THE ORIGINAL BOOKS, PAPERS AND RECORDS OF SAID UTILITY; THAT I HAVE CAREFULLY EXAMINED THE SAME, AND DECLARE THE SAME TO BE A COMPLETE AND CORRECT STATEMENT OF BUSINESS AND AFFAIRS OF SAID UTILITY FOR THE PERIOD COVERED BY THIS REPORT IN RESPECT TO EACH AND EVERY MATTER AND THING SET FORTH, TO THE BEST OF MY KNOWLEDGE, INFORMATION AND BELIEF.

**Sworn Statement:** IN ACCORDANCE WITH THE REQUIREMENTS OF TITLE 40, ARTICLE 8, SECTION 40-401, ARIZONA REVISED STATUTES, IT IS HEREIN REPORTED THAT THE GROSS OPERATING REVENUE OF SAID UTILITY DERIVED FROM ARIZONA INTRASTATE UTILITY OPERATIONS RECEIVED FROM RESIDENTIAL CUSTOMERS DURING THE CALENDAR YEAR WAS:

Arizona Intrastate Gross Operating Revenues Only (\$)

\$451,640  
(The amount in the box above includes  
\$26,263 in sales taxes  
billed or collected)

[Signature]  
signature of owner/official  
928-347-5000  
telephone no.

SUBSCRIBED AND SWORN TO BEFORE ME A NOTARY PUBLIC  
IN AND FOR THE COUNTY Clark, Nevada  
(county name)

THIS 15th DAY OF April, 2021  
(month) and (year)

MY COMMISSION EXPIRES 7/28/2024  
(date)



[Signature]  
(signature of notary public)



Beaver Dam Water Company, Inc.  
Annual Report  
Full Gross-up Method for Income Tax Statement of Certification  
12/31/20

**Full Gross-up Method for Income Tax Statement of Certification**

**Verification:**


State of Arizona I, the undersigned of the  
(state name)

County of (county name): Mohave  
Name (owner or official) title: G. Robert Frisby, President  
Company name: Beaver Dam Water Company, Inc.

FOR THE YEAR ENDING: 12/31/20

**Sworn Statement:**

IN ACCORDANCE WITH THE REQUIREMENTS OF DECISION NO. 77084, BECAUSE THE UTILITY REQUIRES THE GROSS UP OF ADVANCES AND CONTRIBUTIONS, I HEREBY STATE THAT THE UTILITY HAS NOT INCURRED NOR IS EXPECTED TO INCUR A NET INCREASE IN CURRENT INCOME TAX EXPENSE OR A DECREASE IN DEFERRED TAX ASSET FOR A CARRY FORWARD ACCORDING TO GAAP IN AN AMOUNT EQUAL TO OR GREATER THAN THE AMOUNT OF THE REQUIRED GROSS UP PAID BY DEVELOPERS IN THE PERIOD COVERED BY THIS ANNUAL REPORT.



signature of owner/official


928-347-5000

telephone no.

SUBSCRIBED AND SWORN TO BEFORE ME A NOTARY PUBLIC  
IN AND FOR THE COUNTY Clark, Nevada  
(county name)

THIS 15<sup>th</sup> DAY OF April, 2021  
(month) and (year)

MY COMMISSION EXPIRES 7/28/2024  
(date)



(signature of notary public)