

ANNUAL REPORT

Of

Company Name: **BN Leasing Corporation DBA Aubrey Water Company**
2301 Lou Menk Dr.

Mailing Address: Ft. Worth TX
76131

Docket No.: W-03476A
For the Year Ended: 12/31/20

**RECEIVED
BY EMAIL**
04/14/2021, 2:19 PM
**ARIZONA CORPORATION COMMISSION
UTILITIES DIVISION**

WATER UTILITY

To

Arizona Corporation Commission

Due on April 15th

Email: rdelafuente@azcc.gov, mail or deliver the completed Annual Report to:
Arizona Corporation Commission
Compliance Section - Utilities Division
1200 West Washington Street
Phoenix, Arizona 85007

Application Type: **Original Filing**
Application Date: 4/13/2021

ARIZONA CORPORATION COMMISSION
WATER UTILITY ANNUAL REPORT
BN Leasing Corporation DBA Aubrey Water Company
A Class Utility

For the Calendar Year Ended: 12/31/20

Primary Address:

9098 W Pinnacle Peak Road			
City:	Peoria	State:	Arizona
		Zip Code:	85383

Telephone Number:

623-972-6133

Date of Original Organization of Utility:

3/7/1979

Person to whom correspondence should be addressed concerning this report:

Name:

Blaine Bilderback

Telephone No. :

817-352-6461

Address:

2301 Lou Menk Drive			
City:	Fort Worth	State:	Texas
		Zip Code:	76131

Email:

blaine.bilderback@bnsf.com
--

Name:

John Kennedy

Telephone No. :

928-422-3242

Address:

PO Box 416			
City:	Siligman	State:	Arizona
		Zip Code:	86337

Email:

kennedy@tabletoptelephone.com
--

Name:

--

Telephone No. :

--

Address:

City:		State:	
		Zip Code:	

Email:

--

Name:

--

Telephone No. :

--

Address:

City:		State:	
		Zip Code:	

Email:

--

Name:

--

Telephone No. :

--

Address:

City:		State:	
		Zip Code:	

Email:

--

Ownership:

--

Counties Served:

--

Important changes during the year
--

No	For those companies not subject to the affiliated interest rules, has there been a change in ownership or direct control during the year? If yes, please provide specific details in the box below.

No	Has the company been notified by any other regulatory authorities during the year, that they are out of compliance? If yes, please provide specific details in the box below.

Utility Plant in Service (Water)							
Account No.	Description	Beginning Year Original Cost	Current Year Additions	Current Year Retirements	Adjusted Original Cost	Accumulated Denreciation	OCLD (OC less AD)
301	Organization	\$0	\$0	\$0	\$0	\$0	\$0
302	Franchises	0	0	0	0	0	0
303	Land and Land Rights	0	0	0	0	0	0
304	Structures and Improvements	125,577	0	0	125,577	56,129	69,448
305	Collecting & Improving Reservoirs	0	0	0	0	0	0
306	Lake, River, Canal Intakes	0	0	0	0	0	0
307	Wells and Springs	31,300	0	0	31,300	22,652	8,648
308	Infiltration Galleries	0	0	0	0	0	0
309	Supply Mains	0	0	0	0	0	0
310	Power Generation Equipment	116,664	0	0	116,664	61,249	55,415
311	Pumping Equipment	389,281	8,951	4,000	394,231	316,795	77,437
320	Water Treatment Equipment	0	0	0	0	0	0
320.1	Water Treatment Plants	0	0	0	0	0	0
320.2	Solution Chemical Feeders	4,872	0	0	4,872	4,872	0
320.3	Point-of-Use Treatment Devices	0	0	0	0	0	0
330	Distribution Reservoirs and Standpipes	0	0	0	0	0	0
330.1	Storage Tanks	304,347	0	0	304,347	34,732	269,615
330.2	Pressure Tanks	0	0	0	0	0	0
331	Transmission and Distribution Mains	677,112	1,645	0	678,757	139,060	539,697
333	Services	26,062	0	0	26,062	7,613	18,449
334	Meters and Meter Installations	94,123	3,129	0	97,253	50,763	46,490
335	Hydrants	3,162	0	0	3,162	458	2,704
336	Backflow Prevention Devices	0	0	0	0	0	0
339	Other Plant and Misc. Equipment	0	0	0	0	0	0
340	Office Furniture and Equipment	0	0	0	0	0	0
340.1	Computer & Software	0	0	0	0	0	0
341	Transportation Equipment	0	0	0	0	0	0
342	Stores Equipment	0	0	0	0	0	0
343	Tools, Shop and Garage Equipment	2,906	0	0	2,906	1,671	1,235
344	Laboratory Equipment	0	0	0	0	0	0
345	Power Operated Equipment	0	0	0	0	0	0
346	Communication Equipment	0	0	0	0	0	0
347	Miscellaneous Equipment	3,375	0	0	3,375	3,206	169
348	Other Tangible Plant	0	0	0	0	0	0
	Totals	\$1,778,780	\$13,725	\$4,000	\$1,788,505	\$699,198	\$1,089,307

BN Leasing Corporation DBA Aubrey Water Company
 Annual Report
 Depreciation Expense for the Current Year (Water)
 12/31/20

Depreciation Expense for the Current Year (Water)									
Account No.	Description	Beginning Year Original Cost	Current Year Additions	Current Year Retirements	Adjusted Original Cost	Fully Depreciated/Non-depreciable Plant	Depreciable Plant	Depreciation Percentages	Depreciation Expense
301	Organization	\$0	\$0	\$0	\$0	\$0	\$0	0.00%	\$0
302	Franchises	0	0	0	0	0	0	0.00%	0
303	Land and Land Rights	0	0	0	0	0	0	0.00%	0
304	Structures and Improvements	125,577	0	0	125,577	0	125,577	3.33%	4,182
305	Collecting & Improving Reservoirs	0	0	0	0	0	0	2.50%	0
306	Lake, River, Canal Intakes	0	0	0	0	0	0	2.50%	0
307	Wells and Springs	31,300	0	0	31,300	0	31,300	3.33%	1,042
308	Infiltration Galleries	0	0	0	0	0	0	6.67%	0
309	Supply Mains	0	0	0	0	0	0	2.00%	0
310	Power Generation Equipment	116,664	0	0	116,664	0	116,664	5.00%	5,833
311	Pumping Equipment	389,281	8,951	4,000	394,231	0	394,231	8.00%	31,340
320	Water Treatment Equipment	0	0	0	0	0	0	0.00%	0
320.1	Water Treatment Plants	0	0	0	0	0	0	3.33%	0
320.2	Solution Chemical Feeders	4,872	0	0	4,872	4,872	0	20.00%	0
320.3	Point-of-Use Treatment Devices	0	0	0	0	0	0	0.00%	0
330	Distribution Reservoirs and Standpipes	0	0	0	0	0	0	0.00%	0
330.1	Storage Tanks	304,347	0	0	304,347	0	304,347	2.22%	6,757
330.2	Pressure Tanks	0	0	0	0	0	0	5.00%	0
331	Transmission and Distribution Mains	677,112	1,645	0	678,757	0	678,757	2.00%	13,559
333	Services	26,062	0	0	26,062	0	26,062	3.33%	868
334	Meters and Meter Installations	94,123	3,129	0	97,253	0	97,253	8.33%	7,971
335	Hydrants	3,162	0	0	3,162	0	3,162	2.00%	63
336	Backflow Prevention Devices	0	0	0	0	0	0	6.67%	0
339	Other Plant and Misc. Equipment	0	0	0	0	0	0	6.67%	0
340	Office Furniture and Equipment	0	0	0	0	0	0	6.67%	0
340.1	Computer & Software	0	0	0	0	0	0	20.00%	0
341	Transportation Equipment	0	0	0	0	0	0	20.00%	0
342	Stores Equipment	0	0	0	0	0	0	4.00%	0
343	Tools, Shop and Garage Equipment	2,906	0	0	2,906	0	2,906	5.00%	145
344	Laboratory Equipment	0	0	0	0	0	0	10.00%	0
345	Power Operated Equipment	0	0	0	0	0	0	5.00%	0
346	Communication Equipment	0	0	0	0	0	0	10.00%	0
347	Miscellaneous Equipment	3,375	0	0	3,375	0	3,375	10.00%	338
348	Other Tangible Plant	0	0	0	0	0	0	0.00%	0
	Subtotal	\$1,778,780	\$13,725	\$4,000	\$1,788,505	\$4,872	\$1,783,634		\$72,098

Contribution(s) in Aid of Construction (Gross) \$6,046
 Less: Non Amortizable Contribution(s) 0
 Fully Amortized Contribution(s) 0
 Amortizable Contribution(s) \$6,046
 Times: Proposed Amortization Rate 4.04%
Amortization of CIAC \$244

Less: Amortization of CIAC \$244

DEPRECIATION EXPENSE \$71,853

BN Leasing Corporation DBA Aubrey Water Company
Annual Report
Balance Sheet Assets
12/31/20

Balance Sheet Assets				
	Assets		Balance at Beginning of Year (2020)	Balance at End of Year (2020)
Account No.	Current and Accrued Assets			
131	Cash		\$20,235	\$31,854
134	Working Funds		0	0
135	Temporary Cash Investments		0	0
141	Customer Accounts Receivable		3,490	5,288
146	Notes Receivable from Associated Companies		0	0
151	Plant Material and Supplies		0	0
162	Prepayments		2,400	2,400
174	Miscellaneous Current and Accrued Assets		0	0
	Total Current and Accrued Assets		\$26,124	\$39,541
Account No.	Fixed Assets			
101	Utility Plant in Service*		\$1,778,780	\$1,788,505
103	Property Held for Future Use		0	0
105	Construction Work in Progress		480	480
108	Accumulated Depreciation (enter as negative)*		(631,101)	(699,198)
121	Non-Utility Property		0	0
122	Accumulated Depreciation - Non Utility		0	0
	Total Fixed Assets		\$1,148,160	\$1,089,787
	Total Assets		\$1,174,284	\$1,129,328

*Note these items feed automatically from AR3 UPIS Page 4

BN Leasing Corporation DBA Aubrey Water Company
Annual Report
Balance Sheet Liabilities and Owners Equity

Balance Sheet Liabilities and Owners Equity				
	Liabilities		Balance at Beginning of Year (2020)	Balance at End of Year (2020)
Account No.	Current Liabilities			
231	Accounts Payable		\$43	\$295
232	Notes Payable (Current Portion)		0	0
234	Notes Payable to Associated Companies		1,667,169	1,532,509
235	Customer Deposits		10,201	8,418
236	Accrued Taxes		1,397	1,367
237	Accrued Interest		0	0
242	Miscellaneous Current and Accrued Liabilities		2,358	1,891
	Total Current Liabilities		\$1,681,168	\$1,544,480
	Long Term Debt			
224	Long Term Debt (Notes and Bonds)		\$0	\$0
	Deferred Credits			
251	Unamortized Premium on Debt		\$0	\$0
252	Advances in Aid of Construction		6,752	9,762
255	Accumulated Deferred Investment Tax Credits		0	0
271	Contributions in Aid of Construction		6,046	6,046
272	Less: Amortization of Contributions		(2,349)	(2,593)
281	Accumulated Deferred Income Tax		0	0
	Total Deferred Credits		\$10,449	\$13,215
	Total Liabilities		\$1,691,617	\$1,557,695
	Capital Accounts			
201	Common Stock Issued		\$0	\$0
211	Other Paid-In Capital		0	0
215	Retained Earnings		(517,333)	(428,366)
218	Proprietary Capital (Sole Props and Partnerships)		0	0
	Total Capital		(\$517,333)	(\$428,366)
	Total Liabilities and Capital		\$1,174,284	\$1,129,328

Note: Total liabilities and Capital must match total assets for the beginning and end of the year!

BN Leasing Corporation DBA Aubrey Water Company
Annual Report
Water Comparative Income Statement
12/31/20

Water Comparative Income Statement			
Account No.	Calendar Year	Current Year 01/01/2020 - 12/31/2020	Last Year 01/01/2019 - 12/31/2019
	Operating Revenue		
461	Metered Water Revenue	\$367,257	\$321,446
460	Unmetered Water Revenue	0	0
462	Fire Protection Revenue	0	0
469	Guaranteed Revenues (Surcharges)	0	0
471	Miscellaneous Service Revenues	1,456	2,011
474	Other Water Revenue	(1,682)	4,828
	Total Revenues	\$367,031	\$328,285
	Operating Expenses		
601	Salaries and Wages	\$0	\$0
604	Employee Pensions and Benefits	0	0
610	Purchased Water	0	0
615	Purchased Power	28,361	30,004
618	Chemicals	0	230
620	Materials and Supplies	0	0
620.1	Repairs and Maintenance	20,351	7,128
620.2	Office Supplies and Expense	3,576	2,890
630	Contractual Services	79,063	70,910
631	Contractual Services - Engineering	0	0
632	Contractual Services - Accounting	16,980	10,560
633	Contractual Services - Legal	0	0
634	Contractual Services - Management Fees	21,101	20,543
635	Contractual Services - Water Testing	1,525	2,586
636	Contractual Services - Other	12,967	9,440
640	Rents	0	0
641	Rental of Building/Real Property	0	0
642	Rental of Equipment	0	0
650	Transportation Expenses	5,654	5,306
657	Insurance - General Liability	6,941	7,101
657.1	Insurance - Health and Life	0	0
665	Regulatory Commission Expense - Rate	0	0
670	Bad Debt Expense	204	510
675	Miscellaneous Expense	88	387
403	Depreciation Expense (From Schedule AR4)	71,853	71,129
408	Taxes Other Than Income	0	0
408.11	Property Taxes	8,973	7,802
409	Income Taxes	0	0
427.1	Customer Security Deposit Interest	0	0
	Total Operating Expenses	\$277,638	\$246,527
	Operating Income / (Loss)	\$89,394	\$81,759
	Other Income / (Expense)		
419	Interest and Dividend Income	\$0	\$0
421	Non-Utility Income	0	0
426	Miscellaneous Non-Utility (Expense)	0	0
427	Interest (Expense)	(427)	(285)
	Total Other Income / (Expense)	(\$427)	(\$285)
	Net Income / (Loss)	\$88,967	\$81,474

BN Leasing Corporation DBA Aubrey Water Company
Annual Report
Full time equivalent employees
12/31/20

Full time equivalent employees

	Direct Company	Allocated	Outside service	Total
President				0.0
Vice-president				0.0
Manager				0.0
Engineering Staff				0.0
System Operator(s)				0.0
Meter reader				0.0
Customer Service				0.0
Accounting				0.0
Business Office				0.0
Rates Department				0.0
Administrative Staff				0.0
Other				0.0
Total	0.0	0.0	0.0	0.0

Supplemental Financial Data (Long-Term Debt)				
	Loan #1	Loan #2	Loan #3	Loan #4
Date Issued				
Source of Loan				
ACC Decision No.				
Reason for Loan				
Dollar Amt. Issued				
Amount Outstanding				
Date of Maturity				
Interest Rate				
Current Year Interest				
Current Year Principal				

Meter Deposit Balance at Test Year End:

Meter Deposits Refunded During the Test Year:

List all bonds, notes, loans, and other types of indebtedness in which the proceeds were used in the provision of public utility service. Indebtedness incurred for personal uses by the owner of the utility should not be listed. Input 0 or none if there is nothing to report for that cell.

Well and Water Usage

Name of the System:		AUBREY WATER CO-SELIGMAN									
ADEQ Public Water System Number:		AZ0413010									
ADWR PCC Number:		91-000607 0000									
Well registry 55# (55-XXXXXX):	Pump Horsepower	Pump Yield (gpm)	Casing Depth (feet)	Casing Diameter (inches)	Pump Motor Type **	Year Drilled	Water level 2010	Water level 2020	Meter Size (inches)	How measured:	Active
55-627275	30	150	448	10	Submersible	1947	212	217	4	Metered	Yes
55-627276	30	150	350	10	Submersible	1947	229	217	4	Metered	Yes

Name of system water delivered to: _____
 ADWR PCC Number: _____
 Source of water delivered to another system: _____

Name of system water received from: _____
 ADWR PCC Number: _____
 Source of water received: _____
 Well registry 55# (55-XXXXXX): _____

Month	Water withdrawn (gallons) ¹	Water sold (gallons) ²	Water delivered (sold) to other systems (gallons) ³	Water received (purchased) from other systems (gallons) ⁴	Estimated authorized use (gallons) ⁵	Purchased Power Expense ⁶	Purchased Power (kWh) ⁷
January	6,119,900	2,486,650	0.00	0.00			16,442
February	3,225,200	1,923,416	0.00	0.00			16,485
March	3,433,700	1,640,610	0.00	0.00			13,032
April	2,818,300	1,850,620	0.00	0.00			14,731
May	2,843,500	2,173,530	0.00	0.00			18,489
June	5,015,170	3,576,450	0.00	0.00			20,185
July	6,191,440	4,668,247	0.00	0.00			22,601
August	5,030,550	3,668,863	0.00	0.00			20,959
September	5,317,270	4,153,560	0.00	0.00			21,260
October	5,034,960	3,493,190	0.00	0.00			17,916
November	4,721,330	3,414,440	0.00	0.00			13,765
December	3,204,680	1,971,030	0.00	0.00			15,009
Totals	52,956,000	35,020,606	0.00	0.00	0.00	\$0	210,874

Include Qtr Sales

If applicable, in the space below please provide a description for all un-metered water use along with amounts:

¹ Water withdrawn - Total gallons of water withdrawn from pumped sources.
² Water sold - Total gallons from customer meters, and other sales such as construction water.
³ Water delivered (sold) to other systems - Total gallons of water delivered to other systems.
⁴ Water received (purchased) from other systems - Total gallons of water purchased/received from other systems.
⁵ Estimated authorized use - Total estimated gallons from authorized metered or unmetered use. Authorized uses such as flushing (mains, services and hydrants) draining/cleaning tanks, process, construction, fire fighting, etc. Non-authorized use (real losses) are service line breaks and leaks, water main breaks, meter inaccuracies and theft.
⁶ Enter the total purchased power costs for the power meters associated with this system.
⁷ Enter the total purchased kWh used by the power meters associated with this system.

Water Utility Plant Description			
Name of the System:	AUBREY WATER CO-SELIGMAN		
ADEQ Public Water System Number:	AZ0413010		
ADWR PCC Number:	91-000607.0000		

MAINS		
Sizes (inches)	Material	Length (feet)
2.00	PVC CL150	3,560
4.00	PVC CL150	9,600
6.00	PVC CL150	4,800
2.00	GALVANIZED	14,580
6.00	CAST IRON	15,600
4.00	PVC CL150	220
6.00	PVC C900	840
8.00	CAST IRON	39,375

CUSTOMER METERS			
Size (inches)	Quantity	Percent over 1,000,000 gallons	Percent over 10 years old
5/8 X 3/4	280		
0.75	1		
1	12		
1.5	6		
2	18		
6	3		

SERVICE LINES		
	Percent of system	Year installed
GALVANIZED STEEL	95%	
PEX	5%	

BOOSTER PUMPS			
Horsepower	GPM		Quantity
25	390		2
2	33		1

FIRE HYDRANTS	
Type	Quantity
Standard *	22
Other	

STORAGE TANKS			
Capacity (gallons)	Material	Quantity	Year installed
281,480	STEEL	1	

PRESSURE/BLADDER TANKS			
Capacity (gallons)	Material	Quantity	Year installed
N/A			

* A standard fire hydrant has two 2.5 inch hose connection nozzles with 7.5 threads per inch, and one 4.5 inch pumper connection nozzle with 4 threads per inch.

Water Utility Plant Description (Continued)
--

For the following three items, list the utility owned assets in each category for each system.

TREATMENT EQUIPMENT:	SODIUM HYPOCHLORITE SOLUTIN FEED SYSTE,
-----------------------------	---

STRUCTURES:	20 FT STEEL STORAGE CONTAINER - 8X12 PUMP HOUSE
--------------------	---

OTHER:	
---------------	--

Provide a calculation used to determine the value of one water equivalent residential connection (ERC).

Use one of the following methods:

- (a) If actual flow data are available from the preceding 12 months, divide the total annual single family residence (SFR) gallons sold by the average number of single family residence customers for the same period and divide the result by 365 days.
- (b) If no historical flow data are available, use:
 $ERC = (\text{Total SFR gallons sold (Omit 000)} / 365 \text{ days} / 350 \text{ gallons per day})$

ERC
 Method used:

Customer and Other Information	
Name of the System:	AUBREY WATER CO-SELIGMAN
ADEQ Public Water System Number:	AZ0413010
ADWR PCC Number:	91-000607.0000

Month	Number of Customers				Other Non-Residential
	Single-Family	Multi-Family	Commercial	Turf/Irrigation	
January	219		68		
February	218		69		
March	219		68		
April	218		68		
May	218		69		
June	217		69		
July	218		68		
August	216		69		
September	216		69		
October	216		68		
November	219		68		
December	219		69		

If the system has fire hydrants, what is the fire flow requirements? GPM for hrs.

Does the system have chlorination treatment?

Does the Company have an ADWR Gallons Per Capita Per Day (GPCPD) requirement?
 If yes, provide the GPCPD amount:

Is the Water Utility located in an ADWR Active Management Area (AMA)?
 If yes, which AMA?

What is the present system connection capacity (in ERCs *) using existing lines?

What is the future system connection capacity (in ERCs *) upon service area buildout?

Describe any plans and estimated completion dates for any enlargements or improvements of this system.

* an ERC is based on the calculation on the bottom of AR9 page 12.

BN Leasing Corporation DBA Aubrey Water Company
 Annual Report
 Utility Shutoffs / Disconnects
 12/31/20

Utility Shutoffs / Disconnects	
Name of the System:	AUBREY WATER CO-SELIGMAN
ADEQ Public Water System Number:	AZ0413010
ADWR PCC Number:	91-000607.0000

Month	Termination without Notice R14-2-410.B	Termination with Notice R14-2-410.C	Other
January		2	
February		1	
March		0	
April		0	
May		0	
June		0	
July		0	
August		0	
September		0	
October		0	
November		0	
December		0	
Total	0	3	0

Other (description):

Due to Pandemic no Terminations from March to December

Instructions: Fill out the Grey Cells with the relevent information. Input 0 or none if there is nothing recorded in that account or there is no applicable information to report.

Property Taxes	
Amount of actual property taxes paid during Calendar Year 2020 was	\$9,441

If no property taxes paid, explain why.

Instructions: Fill out the Grey Cells with the relevant information. Input 0 or none if there is nothing recorded in that account or there is no applicable information to report.

Verification and Sworn Statement (Taxes)

Verification: State of Texas I, the undersigned of the
(state name)

County of (county name): TARRANT
Name (owner or official) title: General Director Real Estate
Company name: BN Leasing Corporation DBA Aubrey Water Company

DO SAY THAT THIS ANNUAL UTILITY PROPERTY TAX AND SALES TAX REPORT TO THE ARIZONA CORPORATION COMMISSION.

FOR THE YEAR ENDING: 12/31/20

HAS BEEN PREPARED UNDER MY DIRECTION, FROM THE ORIGINAL BOOKS, PAPERS AND RECORDS OF SAID UTILITY; THAT I HAVE CAREFULLY EXAMINED THE SAME, AND DECLARE THE SAME TO BE A COMPLETE AND CORRECT STATEMENT OF BUSINESS AND AFFAIRS OF SAID UTILITY FOR THE PERIOD COVERED BY THIS REPORT IN RESPECT TO EACH AND EVERY MATTER AND THING SET FORTH, TO THE BEST OF MY KNOWLEDGE, INFORMATION AND BELIEF.

Sworn Statement:

[Handwritten Signature]

signature of owner/official

817-352-6461

telephone no.

SUBSCRIBED AND SWORN TO BEFORE ME A NOTARY PUBLIC
IN AND FOR THE COUNTY

THIS

14th DAY OF April

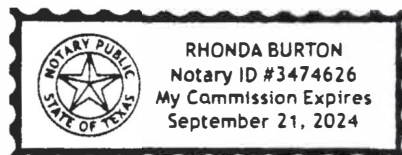
DAY OF

Tarrant
(county name)

April, 2024
(month) and (year)

MY COMMISSION EXPIRES

9/21/2024
(date)



[Handwritten Signature]
(signature of notary public)

Verification and Sworn Statement

Verification:

State of Texas I, the undersigned of the
(state name)
County of (county name): Tarrant
Name (owner or official) title: General Director Real Estate
Company name: BN Leasing Corporation DBA Aubrey Water Company

DO SAY THAT THIS ANNUAL UTILITY PROPERTY TAX AND SALES TAX REPORT TO THE ARIZONA CORPORATION COMMISSION.

FOR THE YEAR ENDING: 12/31/20

HAS BEEN PREPARED UNDER MY DIRECTION, FROM THE ORIGINAL BOOKS, PAPERS AND RECORDS OF SAID UTILITY; THAT I HAVE CAREFULLY EXAMINED THE SAME. AND DECLARE THE SAME TO BE A COMPLETE AND CORRECT STATEMENT OF BUSINESS AND AFFAIRS OF SAID UTILITY FOR THE PERIOD COVERED BY THIS REPORT IN RESPECT TO EACH AND EVERY MATTER AND THING SET FORTH, TO THE BEST OF MY KNOWLEDGE, INFORMATION AND BELIEF.

Sworn Statement: IN ACCORDANCE WITH THE REQUIREMENTS OF TITLE 40, ARTICLE 8, SECTION 40-401, ARIZONA REVISED STATUTES, IT IS HEREIN REPORTED THAT THE GROSS OPERATING REVENUE OF SAID UTILITY DERIVED FROM ARIZONA INTRASTATE UTILITY OPERATIONS DURING THE CALENDAR YEAR WAS:

Arizona Intrastate Gross Operating Revenues Only (\$)

\$390,671

(The amount in the box above includes

\$23,640 in sales taxes
billed or collected)

[Handwritten Signature]

signature of owner/official

817-352-6461

telephone no.

SUBSCRIBED AND SWORN TO BEFORE ME A NOTARY PUBLIC
IN AND FOR THE COUNTY

Tarrant

(county name)

THIS


14th

DAY OF

April, 2021
(month) and (year)

MY COMMISSION EXPIRES

9/21/2024
(date)



[Handwritten Signature]
(signature of notary public)

Verification and Sworn Statement (Residential Revenue)

Verification:

State of Texas I, the undersigned of the
(state name)

County of (county name): Tarrant
Name (owner or official) title: General Director Real Estate
Company name: BN Leasing Corporation DBA Aubrey Water Company

DO SAY THAT THIS ANNUAL UTILITY PROPERTY TAX AND SALES TAX REPORT TO THE ARIZONA CORPORATION COMMISSION.

FOR THE YEAR ENDING: 12/31/20

HAS BEEN PREPARED UNDER MY DIRECTION, FROM THE ORIGINAL BOOKS, PAPERS AND RECORDS OF SAID UTILITY; THAT I HAVE CAREFULLY EXAMINED THE SAME, AND DECLARE THE SAME TO BE A COMPLETE AND CORRECT STATEMENT OF BUSINESS AND AFFAIRS OF SAID UTILITY FOR THE PERIOD COVERED BY THIS REPORT IN RESPECT TO EACH AND EVERY MATTER AND THING SET FORTH, TO THE BEST OF MY KNOWLEDGE, INFORMATION AND BELIEF.

Sworn Statement:

IN ACCORDANCE WITH THE REQUIREMENTS OF TITLE 40, ARTICLE 8, SECTION 40-401, ARIZONA REVISED STATUTES, IT IS HEREIN REPORTED THAT THE GROSS OPERATING REVENUE OF SAID UTILITY DERIVED FROM ARIZONA INTRASTATE UTILITY OPERATIONS RECEIVED FROM RESIDENTIAL CUSTOMERS DURING THE CALENDAR YEAR WAS:

Arizona Intrastate Gross Operating Revenues Only (\$)

\$222,855

(The amount in the box above includes

\$13,485 in sales taxes
billed or collected)

Blaine Burton

signature of owner/official

817-352-6461

telephone no.

SUBSCRIBED AND SWORN TO BEFORE ME A NOTARY PUBLIC
IN AND FOR THE COUNTY

Tarrant
(county name)

THIS


14th

DAY OF

April, 2021
(month) and (year)

MY COMMISSION EXPIRES

9/21/2024
(date)



Rhonda Burton
(signature of notary public)

for Income Tax Statement of Certification

Verification:

State of Tex as I, the undersigned of the
(state name)

County of (county name): Tarrant
Name (owner or official) title: General Director Real Estate
Company name: BN Leasing Corporation DBA Aubrey Water Company

FOR THE YEAR ENDING: 12/31/20

Sworn Statement:

IN ACCORDANCE WITH THE REQUIREMENTS OF DECISION NO. 77084, BECAUSE THE UTILITY REQUIRES THE GROSS UP OF ADVANCES AND CONTRIBUTIONS, I HEREBY STATE THAT THE UTILITY A NET INCREASE IN CURRENT INCOME TAX EXPENSE OR A DECREASE IN DEFERRED TAX ASSET FOR A CARRY FORWARD ACCORDING TO GAAP IN AN AMOUNT EQUAL TO OR GREATER THAN THE AMOUNT OF THE REQUIRED GROSS UP PAID BY DEVELOPERS IN THE PERIOD COVERED BY THIS ANNUAL REPORT.

[Handwritten Signature]

signature of owner/official

817-352-6461

telephone no.

SUBSCRIBED AND SWORN TO BEFORE ME A NOTARY PUBLIC
IN AND FOR THE COUNTY

Tarrant

(county name)

THIS

14th


DAY OF

April, 2021
(month) and (year)

MY COMMISSION EXPIRES

9/21/2024

(date)



[Handwritten Signature]
(signature of notary public)