

ANNUAL REPORT

Of

Company Name: Arroyo Water Company, Inc.

PO Box 3077

Mailing Address: Payson AZ
85541

Docket No.: W-04286A
For the Year Ended: 12/31/20

**RECEIVED
BY EMAIL
05/04/2021, 2:53 PM
ARIZONA CORPORATION COMMISSION
UTILITIES DIVISION**

WATER UTILITY

To

Arizona Corporation Commission

Due on April 15th

Email: Util-Compliance@azcc.gov, mail or deliver the completed Annual Report to:
Arizona Corporation Commission
Compliance Section - Utilities Division
1200 West Washington Street
Phoenix, Arizona 85007

Application Type: Original Filing
Application Date: 5/5/2021

ARIZONA CORPORATION COMMISSION
WATER UTILITY ANNUAL REPORT
Arroyo Water Company, Inc.
A Class Utility

For the Calendar Year Ended: 12/31/20

Primary Address:
City: Zip Code:

Telephone Number:

Date of Original Organization of Utility:

Person to whom correspondence should be addressed concerning this report:

Name:
Telephone No. :
Address:
City: State: Zip Code:
Email:

Management Contact

Name:
Telephone No. :
Address:
City: State: Zip Code:
Email:

NA

Name:
Telephone No. :
Address:
City: State: Zip Code:
Email:

NA

Name:
Telephone No. :
Address:
City: State: Zip Code:
Email:

NA

Name:
Telephone No. :
Address:
City: State: Zip Code:
Email:

Ownership:

Counties Served:

Important changes during the year	
--	--

No	For those companies not subject to the affiliated interest rules, has there been a change in ownership or direct control during the year?
	If yes, please provide specific details in the box below.

No	Has the company been notified by any other regulatory authorities during the year, that they are out of compliance?
	If yes, please provide specific details in the box below.

Utility Plant in Service (Water)							
Account No.	Description	Beginning Year Original Cost	Current Year Additions	Current Year Retirements	Adjusted Original Cost	Accumulated Depreciation	OCLD (OC less AD)
301	Organization	\$40,000	\$0	\$0	\$40,000	\$0	\$40,000
302	Franchises	0	\$0	\$0	0	0	0
303	Land and Land Rights	0	\$0	\$0	0	0	0
304	Structures and Improvements	9,600	\$0	\$0	9,600	9,522	78
305	Collecting & Improving Reservoirs	0	\$0	\$0	0	0	0
306	Lake, River, Canal Intakes	0	\$0	\$0	0	0	0
307	Wells and Springs	10,000	\$0	\$0	10,000	10,000	0
308	Infiltration Galleries	0	\$0	\$0	0	0	0
309	Supply Mains	0	\$0	\$0	0	0	0
310	Power Generation Equipment	10,000	\$0	\$0	10,000	8,400	1,600
311	Pumping Equipment	39,500	\$0	\$0	39,500	39,500	0
320	Water Treatment Equipment	0	\$0	\$0	0	0	0
320.1	Water Treatment Plants	0	\$0	\$0	0	0	0
320.2	Solution Chemical Feeders	0	\$0	\$0	0	0	0
320.3	Point-of-Use Treatment Devices	0	\$0	\$0	0	0	0
330	Distribution Reservoirs and Standpipes	0	\$0	\$0	0	0	0
330.1	Storage Tanks	12,000	\$0	\$0	12,000	12,000	0
330.2	Pressure Tanks	3,000	\$0	\$0	3,000	3,000	0
331	Transmission and Distribution Mains	464,224	\$0	\$0	464,224	324,955	139,269
333	Services	65,000	\$0	\$0	65,000	65,000	0
334	Meters and Meter Installations	19,500	652	\$0	20,152	19,554	597
335	Hydrants	0	\$0	\$0	0	0	0
336	Backflow Prevention Devices	3,000	\$0	\$0	3,000	2,401	599
339	Other Plant and Misc. Equipment	1,550	\$0	\$0	1,550	1,550	0
340	Office Furniture and Equipment	1,500	\$0	\$0	1,500	1,500	0
340.1	Computer & Software	2,000	\$0	\$0	2,000	599	1,401
341	Transportation Equipment	0	\$0	\$0	0	0	0
342	Stores Equipment	0	\$0	\$0	0	0	0
343	Tools, Shop and Garage Equipment	8,000	\$0	\$0	8,000	8,000	0
344	Laboratory Equipment	0	\$0	\$0	0	0	0
345	Power Operated Equipment	0	\$0	\$0	0	0	0
346	Communication Equipment	0	\$0	\$0	0	0	0
347	Miscellaneous Equipment	0	\$0	\$0	0	0	0
348	Other Tangible Plant	0	\$0	\$0	0	0	0
	Totals	\$688,874	\$652	\$0	\$689,526	\$505,981	\$183,544

Arroyo Water Company, Inc.
Annual Report
Depreciation Expense for the Current Year (Water)
12/31/20

Depreciation Expense for the Current Year (Water)									
Account No.	Description	Beginning Year Original Cost	Current Year Additions	Current Year Retirements	Adjusted Original Cost	Fully Depreciated/Non-depreciable Plant	Depreciable Plant	Depreciation Percentages	Depreciation Expense
301	Organization	\$40,000	\$0	\$0	\$40,000	\$0	\$40,000	0.00%	\$0
302	Franchises	0	0	0	0	\$0	0	0.00%	0
303	Land and Land Rights	0	0	0	0	\$0	0	0.00%	0
304	Structures and Improvements	9,600	0	0	9,600	\$0	9,600	0.00%	320
305	Collecting & Improving Reservoirs	0	0	0	0	\$0	0	0.00%	0
306	Lake, River, Canal Intakes	0	0	0	0	\$0	0	0.00%	0
307	Wells and Springs	10,000	0	0	10,000	\$0	10,000	0.00%	0
308	Infiltration Galleries	0	0	0	0	\$0	0	0.00%	0
309	Supply Mains	0	0	0	0	\$0	0	0.00%	0
310	Power Generation Equipment	10,000	0	0	10,000	\$0	10,000	0.00%	500
311	Pumping Equipment	39,500	0	0	39,500	\$0	39,500	0.00%	4,299
320	Water Treatment Equipment	0	0	0	0	\$0	0	0.00%	0
320.1	Water Treatment Plants	0	0	0	0	\$0	0	0.00%	0
320.2	Solution Chemical Feeders	0	0	0	0	\$0	0	0.00%	0
320.3	Point-of-Use Treatment Devices	0	0	0	0	\$0	0	0.00%	0
330	Distribution Reservoirs and Standpipes	0	0	0	0	\$0	0	0.00%	0
330.1	Storage Tanks	12,000	0	0	12,000	\$0	12,000	0.00%	0
330.2	Pressure Tanks	3,000	0	0	3,000	\$0	3,000	0.00%	0
331	Transmission and Distribution Mains	464,224	0	0	464,224	\$0	464,224	0.00%	9,284
333	Services	65,000	0	0	65,000	\$0	65,000	0.00%	0
334	Meters and Meter Installations	19,500	652	0	20,152	\$0	20,152	0.00%	54
335	Hydrants	0	0	0	0	0	0	0.00%	0
336	Backflow Prevention Devices	3,000	0	0	3,000	0	3,000	0.00%	200
339	Other Plant and Misc. Equipment	1,550	0	0	1,550	0	1,550	0.00%	0
340	Office Furniture and Equipment	1,500	0	0	1,500	0	1,500	0.00%	0
340.1	Computer & Software	2,000	0	0	2,000	0	2,000	0.00%	133
341	Transportation Equipment	0	0	0	0	0	0	0.00%	0
342	Stores Equipment	0	0	0	0	0	0	0.00%	0
343	Tools, Shop and Garage Equipment	8,000	0	0	8,000	0	8,000	0.00%	0
344	Laboratory Equipment	0	0	0	0	0	0	0.00%	0
345	Power Operated Equipment	0	0	0	0	0	0	0.00%	0
346	Communication Equipment	0	0	0	0	0	0	0.00%	0
347	Miscellaneous Equipment	0	0	0	0	0	0	0.00%	0
348	Other Tangible Plant	0	0	0	0	0	0	0.00%	0
	Subtotal	\$688,874	\$652	\$0	\$689,526	\$0	\$689,526		\$14,790

Contribution(s) in Aid of Construction (Gross) \$0
Less: Non Amortizable Contribution(s) 0
Fully Amortized Contribution(s) 0
Amortizable Contribution(s) \$0
Times: Proposed Amortization Rate 2.14%
Amortization of CIAC \$0

Less: Amortization of CIAC \$0

DEPRECIATION EXPENSE \$14,790

Arroyo Water Company, Inc.
Annual Report
Balance Sheet Assets
12/31/20

Balance Sheet Assets				
	Assets		Balance at Beginning of Year (2020)	Balance at End of Year (2020)
Account No.	Current and Accrued Assets			
131	Cash		\$665	\$3,764
134	Working Funds			
135	Temporary Cash Investments			
141	Customer Accounts Receivable		10,424	12,665
146	Notes Receivable from Associated Companies			1,300
151	Plant Material and Supplies			
162	Prepayments			
174	Miscellaneous Current and Accrued Assets			
	Total Current and Accrued Assets		\$11,089	\$17,728
Account No.	Fixed Assets			
101	Utility Plant in Service*		\$686,874	\$689,526
103	Property Held for Future Use			
105	Construction Work in Progress			
108	Accumulated Depreciation (enter as negative)*		(491,191)	(505,981)
121	Non-Utility Property		90,000	
122	Accumulated Depreciation - Non Utility		(27,000)	
	Total Fixed Assets		\$258,683	\$183,544
	Total Assets		\$269,772	\$201,273

*Note these items feed automatically from AR3 UPIS Page 4

Arroyo Water Company, Inc.
Annual Report
Balance Sheet Liabilities and Owners Equity

Balance Sheet Liabilities and Owners Equity				
	Liabilities		Balance at Beginning of Year (2020)	Balance at End of Year (2020)
Account No.	Current Liabilities			
231	Accounts Payable		\$57,309	\$35,098
232	Notes Payable (Current Portion)			
234	Notes Payable to Associated Companies		46,510	2,560
235	Customer Deposits		1,658	
236	Accrued Taxes		32,867	32,580
237	Accrued Interest			
242	Miscellaneous Current and Accrued Liabilities		212	
	Total Current Liabilities		\$138,556	\$70,238
	Long Term Debt			
224	Long Term Debt (Notes and Bonds)			
	Deferred Credits			
251	Unamortized Premium on Debt			
252	Advances in Aid of Construction		4,922	6,826
255	Accumulated Deferred Investment Tax Credits			
271	Contributions in Aid of Construction			
272	Less: Amortization of Contributions			
281	Accumulated Deferred Income Tax			
	Total Deferred Credits		\$4,922	\$6,826
	Total Liabilities		\$143,478	\$77,063
	Capital Accounts			
201	Common Stock Issued			
211	Other Paid-In Capital			
215	Retained Earnings		126,294	124,210
218	Proprietary Capital (Sole Props and Partnerships)			
	Total Capital		\$126,294	\$124,210
	Total Liabilities and Capital		\$269,772	\$201,273

Note: Total liabilities and Capital must match total assets for the beginning and end of the year!

Arroyo Water Company, Inc.
Annual Report
Water Comparative Income Statement
12/31/20

Water Comparative Income Statement			
Account No.	Calendar Year	Current Year 01/01/2020 - 12/31/2020	Last Year 01/01/2019 - 12/31/2019
	Operating Revenue		
461	Metered Water Revenue	\$91,722	\$38,511
460	Unmetered Water Revenue	0	0
462	Fire Protection Revenue	0	0
469	Guaranteed Revenues (Surcharges)	0	17,704
471	Miscellaneous Service Revenues	0	661
474	Other Water Revenue	2,047	255
	Total Revenues	\$93,770	\$57,131
	Operating Expenses		
601	Salaries and Wages	\$0	\$0
604	Employee Pensions and Benefits	0	0
610	Purchased Water	0	0
615	Purchased Power	2,958	3,549
618	Chemicals	0	0
620	Materials and Supplies	0	1,126
620.1	Repairs and Maintenance	2,412	9,290
620.2	Office Supplies and Expense	2,286	1,946
630	Contractual Services	0	0
631	Contractual Services - Engineering	0	0
632	Contractual Services - Accounting	7,096	5,962
633	Contractual Services - Legal	200	0
634	Contractual Services - Management Fees	30,000	30,000
635	Contractual Services - Water Testing	800	1,080
636	Contractual Services - Other	5,479	5,210
640	Rents	0	0
641	Rental of Building/Real Property	0	0
642	Rental of Equipment	0	300
650	Transportation Expenses	4,388	1,611
657	Insurance - General Liability	1,779	1,891
657.1	Insurance - Health and Life	0	0
665	Regulatory Commission Expense - Rate	0	6,000
670	Bad Debt Expense	0	0
675	Miscellaneous Expense	131	45
403	Depreciation Expense (From Schedule AR4)	14,790	15,375
408	Taxes Other Than Income	0	1,939
408.11	Property Taxes	2,092	0
409	Income Taxes	0	0
427.1	Customer Security Deposit Interest	25	38
	Total Operating Expenses	\$74,435	\$85,362
	Operating Income / (Loss)	\$19,335	(\$28,231)
	Other Income / (Expense)		
419	Interest and Dividend Income	\$0	\$0
421	Non-Utility Income	63	26
426	Miscellaneous Non-Utility (Expense)	0	0
427	Interest (Expense)	(1)	(5)
	Total Other Income / (Expense)	\$62	\$21
	Net Income / (Loss)	\$19,396	(\$28,210)

Arroyo Water Company, Inc.
 Annual Report
 Full time equivalent employees
 12/31/20

Full time equivalent employees

	Direct Company	Allocated	Outside service	Total
President	0.0	0.0	0.0	0.0
Vice-president	0.0	0.0	0.0	0.0
Manager	0.0	0.0	1.0	1.0
Engineering Staff	0.0	0.0	0.0	0.0
System Operator(s)	0.0	0.0	1.0	1.0
Meter reader	0.0	0.0	1.0	1.0
Customer Service	0.0	0.0	2.0	2.0
Accounting	0.0	0.0	1.0	1.0
Business Office	0.0	0.0	0.0	0.0
Rates Department	0.0	0.0	0.0	0.0
Administrative Staff	0.0	0.0	0.0	0.0
Other	0.0	0.0	0.0	0.0
Total	0.0	0.0	6.0	6.0

Supplemental Financial Data (Long-Term Debt)				
	Loan #1	Loan #2	Loan #3	Loan #4
Date Issued	n/a	n/a	n/a	n/a
Source of Loan	n/a	n/a	n/a	n/a
ACC Decision No.	n/a	n/a	n/a	n/a
Reason for Loan	n/a	n/a	n/a	n/a
Dollar Amt. Issued	n/a	n/a	n/a	n/a
Amount Outstanding	n/a	n/a	n/a	n/a
Date of Maturity	n/a	n/a	n/a	n/a
Interest Rate	n/a	n/a	n/a	n/a
Current Year Interest	n/a	n/a	n/a	n/a
Current Year Principal	n/a	n/a	n/a	n/a

Meter Deposit Balance at Test Year End:	\$6,826
---	---------

Meter Deposits Refunded During the Test Year:	\$477
---	-------

List all bonds, notes, loans, and other types of indebtedness in which the proceeds were used in the provision of public utility service. Indebtedness incurred for personal uses by the owner of the utility should not be listed. Input 0 or none if there is nothing to report for that cell.

Well and Water Usage

Name of the System:		ARROYO WATER CO INC									
ADEQ Public Water System Number:		AZ0404083									
ADWR PCC Number:		91-000151.0000									
Well registry 55# (55-XXXXXX):	Pump Horsepower	Pump Yield (gpm)	Casing Depth (feet)	Casing Diameter (inches)	Pump Motor Type **	Year Drilled	Water level 2010	Water level 2020	Meter Size (inches)	How measured:	Active
	53	90	61'	19'		1996					

Name of system water delivered to:	ARROYO WATER CO INC									
ADWR PCC Number:	91-000151.0000									
Source of water delivered to another system										

Name of system water received from:										
ADWR PCC Number:										
Source of water received										
Well registry 55# (55-XXXXXX):										

Month	Water withdrawn (gallons) ¹	Water sold (gallons) ²	Water delivered (sold) to other systems (gallons) ³	Water received (purchased) from other systems (gallons) ⁴	Estimated authorized use (gallons) ⁵	Purchased Power Expense ⁶	Purchased Power (kWh) ⁷
January	439,355.00	415,005.00	0.00	0.00	0.00	\$219	
February	361,556.00	359,856.00	0.00	0.00	0.00	174	
March	361,688.00	348,655.00	0.00	0.00	0.00	152	
April	353,848.00	391,576.00	0.00	0.00	0.00	182	
May	638,019.00	597,937.00	0.00	0.00	0.00	273	
June	950,642.00	1,017,517.00	0.00	0.00	0.00	311	
July	914,854.00	855,204.00	0.00	0.00	0.00	334	
August	1,059,490.00	924,110.00	0.00	0.00	0.00	355	
September	1,037,418.00	866,278.00	0.00	0.00	0.00	320	
October	728,429.00	718,229.00	0.00	0.00	0.00	300	
November	801,209.00	694,110.00	0.00	0.00	0.00	339	
December	697,370.00	639,420.00	0.00	0.00	0.00	385	
Totals	8,343,878.00	7,827,897.00	0.00	0.00	0.00	\$3,343	0

If applicable, in the space below please provide a description for all un-metered water use along with amounts:

n/a

¹ Water withdrawn - Total gallons of water withdrawn from pumped sources.
² Water sold - Total gallons from customer meters, and other sales such as construction water.
³ Water delivered (sold) to other systems - Total gallons of water delivered to other systems.
⁴ Water received (purchased) from other systems - Total gallons of water purchased/received from other systems.
⁵ Estimated authorized use - Total estimated gallons from authorized metered or unmetered use. Authorized uses such as flushing (mains, services and hydrants) draining/cleaning tanks, process, construction, fire fighting, etc. Non-authorized use (real losses) are service line breaks and leaks, water main breaks, meter inaccuracies and theft.
⁶ Enter the total purchased power costs for the power meters associated with this system.
⁷ Enter the total purchased kWh used by the power meters associated with this system.

Water Utility Plant Description	
Name of the System:	ARROYO WATER CO INC
ADEQ Public Water System Number:	AZ0404083
ADWR PCC Number:	91-000151.0000

MAINS		
Sizes (inches)	Material	Length (feet)
2.00	PVC	2,000
3.00	PVC	6,200
NA	NA	
NA	NA	
NA	NA	
NA	NA	
NA	NA	
NA	NA	
NA	NA	
NA	NA	
NA	NA	
NA	NA	
NA	NA	
NA	NA	

CUSTOMER METERS			
Size (inches)	Quantity	Percent over 1,000,000 gallons	Percent over 10 years old
5/8 X 3/4	155	40%	90%
NA			
NA			
NA			
NA			
NA			
NA			
NA			
NA			
NA			
NA			
NA			
NA			
NA			
NA			
NA			
NA			
NA			
NA			
NA			
NA			

SERVICE LINES		
Material	Percent of system	Year installed

BOOSTER PUMPS		
Horsepower	GPM	Quantity
5		1
5		1

FIRE HYDRANTS	
Type	Quantity
Standard *	0
Other	0

STORAGE TANKS			
Capacity (gallons)	Material	Quantity	Year installed
11,000		1	

PRESSURE/BLADDER TANKS			
Capacity (gallons)	Material	Quantity	Year installed
2,500			

* A standard fire hydrant has two 2.5 inch hose connection nozzles with 7.5 threads per inch, and one 4.5 inch pumper connection nozzle with 4 threads per inch.

Water Utility Plant Description (Continued)
--

For the following three items, list the utility owned assets in each category for each system.

TREATMENT EQUIPMENT:	N/A
STRUCTURES:	CHAIN LINK FENCE AROUND WELL SITE
OTHER:	OPERATION COMPANY SUPPLIES EQUIPMENT AND MATERIALS SUCH AS BACKHOW, TRENCHERS, GENERATORS, ECT

Provide a calculation used to determine the value of one water equivalent residential connection (ERC).

Use one of the following methods:

- (a) If actual flow data are available from the preceding 12 months, divide the total annual single family residence (SFR) gallons sold by the average number of single family residence customers for the same period and divide the result by 365
- (b) If no historical flow data are available, use:
 $ERC = (\text{Total SFR gallons sold (Omit 000)} / 365 \text{ days} / 350 \text{ gallons per day})$

ERC

Method used:

Customer and Other Information	
Name of the System:	ARROYO WATER CO INC
ADEQ Public Water System Number:	AZ0404083
ADWR PCC Number:	91-000151.0000

Month	Number of Customers				
	Single-Family	Multi-Family	Commercial	Turf/Irrigation	Other Non-Residential
January	150	0	0	0	0
February	148	0	0	0	0
March	146	0	0	0	0
April	148	0	0	0	0
May	148	0	0	0	0
June	150	0	0	0	0
July	149	0	0	0	0
August	147	0	0	0	0
September	144	0	0	0	0
October	151	0	0	0	0
November	150	0	0	0	0
December	151	0	0	0	0

If the system has fire hydrants, what is the fire flow requirements? GPM for hrs.

Does the system have chlorination treatment?

Does the Company have an ADWR Gallons Per Capita Per Day (GCPCPD) requirement?
 If yes, provide the GCPCPD amount:

Is the Water Utility located in an ADWR Active Management Area (AMA)?
 If yes, which AMA?

What is the present system connection capacity (in ERCs *) using existing lines?

What is the future system connection capacity (in ERCs *) upon service area buildout?

Describe any plans and estimated completion dates for any enlargements or improvements of this system.
 PLEASE SEE DECISION NUMBERS 77458 & 77148

* an ERC is based on the calculation on the bottom of AR9 page 12.

Arroyo Water Company, Inc.
 Annual Report
 Utility Shutoffs / Disconnects
 12/31/20

Utility Shutoffs / Disconnects	
Name of the System:	ARROYO WATER CO INC
ADEQ Public Water System Number:	AZ0404083
ADWR PCC Number:	91-000151.0000

Month	Termination without Notice R14-2-410.B	Termination with Notice R14-2-410.C	Other
January			
February			
March			
April			
May			
June			
July			
August			
September			
October			
November			
December			
Total	0	0	0

Other (description):

Instructions: Fill out the Grey Cells with the relevent information. Input 0 or none if there is nothing recorded in that account or there is no applicable information to report.

Property Taxes

Amount of actual property taxes paid during Calendar Year 2020 was

\$1,413

If no property taxes paid, explain why.

THE COUNTY WILL NOT ACCEPT AND CURRENT PROPERTY TAX PAYMENTS UNTIL ALL DELINQUENT PROPERTY TAXES ARE PAID IN FULL. A SEPARATE ACCOUNT HAS BEEN SET UP TO ACCRUE FUNDS EACH MONTH TO MAKE PAYMENT ON DELINQUENT TAXES. THE \$1413.00 PAID THIS YEAR WAS FOR THE 2010 PROPERTY TAXES

Instructions: Fill out the Grey Cells with the relevant information. Input 0 or none if there is nothing recorded in that account or there is no applicable information to report.

RECEIVED
BY EMAIL

04/29/2021, 2:40PM

ARIZONA CORPORATION COMMISSION
UTILITIES DIVISION

Arroyo Water Company, Inc.
Annual Report
Verification and Sworn Statement (Taxes)
12/31/20

Verification and Sworn Statement (Taxes)

Verification: State of Arizona, I, the undersigned of the
(state name)

County of (county name): Yavapai
Name (owner or official) title: CHERYL IBBOTSON - POA
Company name: Arroyo Water Company, Inc.

DO SAY THAT THIS ANNUAL UTILITY PROPERTY TAX AND SALES TAX REPORT TO THE ARIZONA CORPORATION COMMISSION.

FOR THE YEAR ENDING: 12/31/20

HAS BEEN PREPARED UNDER MY DIRECTION, FROM THE ORIGINAL BOOKS, PAPERS AND RECORDS OF SAID UTILITY; THAT I HAVE CAREFULLY EXAMINED THE SAME, AND DECLARE THE SAME TO BE A COMPLETE AND CORRECT STATEMENT OF BUSINESS AND AFFAIRS OF SAID UTILITY FOR THE PERIOD COVERED BY THIS REPORT IN RESPECT TO EACH AND EVERY MATTER AND THING SET FORTH, TO THE BEST OF MY KNOWLEDGE, INFORMATION AND BELIEF.

Sworn Statement: I HEREBY ATTEST THAT ALL PROPERTY TAXES FOR SAID COMPANY ARE NOT CURRENT AND PAID IN FULL.

I HEREBY ATTEST THAT ALL SALES TAXES FOR SAID COMPANY ARE CURRENT AND PAID IN FULL.

Cheryl Ibbotson
signature of owner/official
928-445-5606
telephone no.

SUBSCRIBED AND SWORN TO BEFORE ME A NOTARY PUBLIC
IN AND FOR THE COUNTY

THIS


29th

DAY OF

Yavapai
-(county name)
April, 2021
(month) and (year)

MY COMMISSION EXPIRES

3/12/25
(date)



Felicia Robinson
(signature of notary public)

Verification and Sworn Statement

Verification:

State of Arizona, I, the undersigned of the
(state name)

County of (county name): Yavapai

Name (owner or official) title: CHERYL IBBOTSON - POA

Company name: Arroyo Water Company, Inc.

DO SAY THAT THIS ANNUAL UTILITY PROPERTY TAX AND SALES TAX REPORT TO THE ARIZONA CORPORATION COMMISSION.

FOR THE YEAR ENDING: 12/31/20

HAS BEEN PREPARED UNDER MY DIRECTION, FROM THE ORIGINAL BOOKS, PAPERS AND RECORDS OF SAID UTILITY; THAT I HAVE CAREFULLY EXAMINED THE SAME, AND DECLARE THE SAME TO BE A COMPLETE AND CORRECT STATEMENT OF BUSINESS AND AFFAIRS OF SAID UTILITY FOR THE PERIOD COVERED BY THIS REPORT IN RESPECT TO EACH AND EVERY MATTER AND THING SET FORTH, TO THE BEST OF MY KNOWLEDGE, INFORMATION AND BELIEF.

Sworn Statement: IN ACCORDANCE WITH THE REQUIREMENTS OF TITLE 40, ARTICLE 8, SECTION 40-401, ARIZONA REVISED STATUTES, IT IS HEREIN REPORTED THAT THE GROSS OPERATING REVENUE OF SAID UTILITY DERIVED FROM ARIZONA INTRASTATE UTILITY OPERATIONS DURING THE CALENDAR YEAR WAS:

Arizona Intrastate Gross Operating Revenues Only (\$)

\$97,953

(The amount in the box above includes

\$6,131 in sales taxes
billed or collected)


[Signature]
signature of owner/official

928-445-5606
telephone no.

SUBSCRIBED AND SWORN TO BEFORE ME A NOTARY PUBLIC
IN AND FOR THE COUNTY

THIS 29th DAY OF Yavapai April, 2021
(county name) (month) and (year)

MY COMMISSION EXPIRES 3/12/25
(date)



[Signature]
(signature of notary public)

Verification and Sworn Statement (Residential Revenue)

Verification:

State of Arizona I, the undersigned of the
(state name)

County of (county name): Yavapai
Name (owner or official) title: CHERYL IBBOTSON - POA
Company name: Arroyo Water Company, Inc.

DO SAY THAT THIS ANNUAL UTILITY PROPERTY TAX AND SALES TAX REPORT TO THE ARIZONA CORPORATION COMMISSION.

FOR THE YEAR ENDING: 12/31/20

HAS BEEN PREPARED UNDER MY DIRECTION, FROM THE ORIGINAL BOOKS, PAPERS AND RECORDS OF SAID UTILITY; THAT I HAVE CAREFULLY EXAMINED THE SAME, AND DECLARE THE SAME TO BE A COMPLETE AND CORRECT STATEMENT OF BUSINESS AND AFFAIRS OF SAID UTILITY FOR THE PERIOD COVERED BY THIS REPORT IN RESPECT TO EACH AND EVERY MATTER AND THING SET FORTH, TO THE BEST OF MY KNOWLEDGE, INFORMATION AND BELIEF.

Sworn Statement: IN ACCORDANCE WITH THE REQUIREMENTS OF TITLE 40, ARTICLE 8, SECTION 40-401, ARIZONA REVISED STATUTES, IT IS HEREIN REPORTED THAT THE GROSS OPERATING REVENUE OF SAID UTILITY DERIVED FROM ARIZONA INTRASTATE UTILITY OPERATIONS RECEIVED FROM RESIDENTIAL CUSTOMERS DURING THE CALENDAR YEAR WAS:


Arizona Intrastate Gross Operating Revenues Only (\$) \$97,953
(The amount in the box above includes \$6,131 in sales taxes billed or collected)

Cheryl Ibbotson
signature of owner/official
928-445-5606
telephone no.

SUBSCRIBED AND SWORN TO BEFORE ME, A NOTARY PUBLIC IN AND FOR THE COUNTY Yavapai
(county name)

THIS 29th DAY OF April, 2021
(month) and (year)

MY COMMISSION EXPIRES 3/12/25
(date)



Felicia Robinson
(signature of notary public)

RECEIVED
BY EMAIL

04/29/2021, 2:40PM

ARIZONA CORPORATION COMMISSION
UTILITIES DIVISION

Arroyo Water Company, Inc.
Annual Report
for Income Tax Statement of Certification
12/31/20

for Income Tax Statement of Certification

Verification:

State of Arizona, the undersigned of the
(state name)

County of (county name): Yavapai
Name (owner or official) title: CHERYL IBBOTSON - POA
Company name: Arroyo Water Company, Inc.

FOR THE YEAR ENDING: 12/31/20

Sworn Statement:

IN ACCORDANCE WITH THE REQUIREMENTS OF DECISION NO. 77084, BECAUSE THE UTILITY REQUIRES THE GROSS UP OF ADVANCES AND CONTRIBUTIONS, I HEREBY STATE THAT THE UTILITY A NET INCREASE IN CURRENT INCOME TAX EXPENSE OR A DECREASE IN DEFERRED TAX ASSET FOR A CARRY FORWARD ACCORDING TO GAAP IN AN AMOUNT EQUAL TO OR GREATER THAN THE AMOUNT OF THE REQUIRED GROSS UP PAID BY DEVELOPERS IN THE PERIOD COVERED BY THIS ANNUAL REPORT.

Cheryl Ibbotson
signature of owner/official

928-445-5606
telephone no.

SUBSCRIBED AND SWORN TO BEFORE ME A NOTARY PUBLIC
IN AND FOR THE COUNTY

Yavapai
(county name)

THIS 29th DAY OF April 2021
(month) and (year)

MY COMMISSION EXPIRES 3/12/25
(date)

Felicia Robinson
(signature of notary public)

