

ANNUAL REPORT

Of

Company Name: **MHC Operating Limited Partnership DBA The Sedona Venture Water Company**
c/o Equity Lifestyle Properties, Inc. Attn: Linda Fairlamb
Mailing Address: 2 N. Riverside Plaza, Ste 800
Chicago IL
60606
Docket No.: WS-03449A
For the Year Ended: 12/31/20

**RECEIVED
BY EMAIL
04/22/2021, 10:13 AM
ARIZONA CORPORATION COMMISSION
UTILITIES DIVISION**

WATER UTILITY

To

Arizona Corporation Commission

Due on April 15th

Email: Util-Compliance@azcc.gov, mail or deliver the completed Annual Report to:
Arizona Corporation Commission
Compliance Section - Utilities Division
1200 West Washington Street
Phoenix, Arizona 85007

Application Type: Original Filing
Application Date: 4/22/2021

ARIZONA CORPORATION COMMISSION
WATER UTILITY ANNUAL REPORT
MHC Operating Limited Partnership DBA The Sedona Venture Water Company
A Class Utility

For the Calendar Year Ended:

Primary Address:
City: State: Zip Code:

Telephone Number:

Date of Original Organization of Utility:

Person to whom correspondence should be addressed concerning this report:

Name:
Telephone No. :
Address:
City: State: Zip Code:
Email:

Name:
Telephone No. :
Address:
City: State: Zip Code:
Email:

Name:
Telephone No. :
Address:
City: State: Zip Code:
Email:

Name:
Telephone No. :
Address:
City: State: Zip Code:
Email:

Name:
Telephone No. :
Address:
City: State: Zip Code:
Email:

Ownership:

Counties Served:

Important changes during the year

No	For those companies not subject to the affiliated interest rules, has there been a change in ownership or direct control during the year? If yes, please provide specific details in the box below. N/A
----	---

No	Has the company been notified by any other regulatory authorities during the year, that they are out of compliance? If yes, please provide specific details in the box below. N/A
----	---

Utility Plant in Service (Water)							
Account No.	Description	Beginning Year Original Cost	Current Year Additions	Current Year Retirements	Adjusted Original Cost	Accumulated Depreciation	OCLD (OC less AD)
301	Organization	\$0			\$0		\$0
302	Franchises				0		0
303	Land and Land Rights				0		0
304	Structures and Improvements	44,221			44,221	30,297	13,924
305	Collecting & Improving Reservoirs				0		0
306	Lake, River, Canal Intakes				0		0
307	Wells and Springs	96,387			96,387	25,704	70,683
308	Infiltration Galleries				0		0
309	Supply Mains				0		0
310	Power Generation Equipment				0		0
311	Pumping Equipment	65,160			65,160	51,430	13,730
320	Water Treatment Equipment				0		0
320.1	Water Treatment Plants	136,801	16,218		153,019	29,269	123,750
320.2	Solution Chemical Feeders				0		0
320.3	Point-of-Use Treatment Devices				0		0
330	Distribution Reservoirs and Standpipes				0		0
330.1	Storage Tanks	96,507	47,655		144,162	10,956	133,206
330.2	Pressure Tanks				0		0
331	Transmission and Distribution Mains		3,125		3,125	45	3,080
333	Services	123,262			123,262	15,971	107,291
334	Meters and Meter Installations	3,999			3,999	3,999	0
335	Hydrants	41,090			41,090	10,960	30,130
336	Backflow Prevention Devices				0		0
339	Other Plant and Misc. Equipment				0		0
340	Office Furniture and Equipment				0		0
340.1	Computer & Software				0		0
341	Transportation Equipment				0		0
342	Stores Equipment				0		0
343	Tools, Shop and Garage Equipment				0		0
344	Laboratory Equipment				0		0
345	Power Operated Equipment				0		0
346	Communication Equipment				0		0
347	Miscellaneous Equipment				0		0
348	Other Tangible Plant				0		0
	Totals	\$607,427	\$66,998	\$0	\$674,425	\$178,630	\$495,795

MHC Operating Limited Partnership DBA The Sedona Venture Water Company
Annual Report
Depreciation Expense for the Current Year (Water)
12/31/20

Depreciation Expense for the Current Year (Water)									
Account No.	Description	Beginning Year Original Cost	Current Year Additions	Current Year Retirements	Adjusted Original Cost	Fully Depreciated/Non-depreciable Plant	Depreciable Plant	Depreciation Percentages	Depreciation Expense
301	Organization	\$0	\$0	\$0	\$0	\$0	\$0		\$0
302	Franchises	0	0	0	0	0	0		0
303	Land and Land Rights	0	0	0	0	0	0		0
304	Structures and Improvements	44,221	0	0	44,221	3,277	40,944	3.33%	1,365
305	Collecting & Improving Reservoirs	0	0	0	0	0	0		0
306	Lake, River, Canal Intakes	0	0	0	0	0	0		0
307	Wells and Springs	96,387	0	0	96,387	96,387	96,387	3.33%	3,213
308	Infiltration Galleries	0	0	0	0	0	0		0
309	Supply Mains	0	0	0	0	0	0		0
310	Power Generation Equipment	0	0	0	0	0	0		0
311	Pumping Equipment	65,160	0	0	65,160	50,007	15,153	5.88%	891
320	Water Treatment Equipment	0	0	0	0	0	0		0
320.1	Water Treatment Plants	136,801	16,218	0	153,019	153,019	153,019	3.33% / 5.88%	5,037
320.2	Solution Chemical Feeders	0	0	0	0	0	0		0
320.3	Point-of-Use Treatment Devices	0	0	0	0	0	0		0
330	Distribution Reservoirs and Standpipes	0	0	0	0	0	0		0
330.1	Storage Tanks	96,507	47,655	0	144,162	144,162	144,162	3.03%	3,646
330.2	Pressure Tanks	0	0	0	0	0	0		0
331	Transmission and Distribution Mains	0	3,125	0	3,125	3,125	3,125	2.86%	45
333	Services	123,262	0	0	123,262	123,262	123,262	2.86%	3,523
334	Meters and Meter Installations	3,999	0	0	3,999	3,999	3,999		0
335	Hydrants	41,090	0	0	41,090	41,090	41,090	3.33%	1,370
336	Backflow Prevention Devices	0	0	0	0	0	0		0
339	Other Plant and Misc. Equipment	0	0	0	0	0	0		0
340	Office Furniture and Equipment	0	0	0	0	0	0		0
340.1	Computer & Software	0	0	0	0	0	0		0
341	Transportation Equipment	0	0	0	0	0	0		0
342	Stores Equipment	0	0	0	0	0	0		0
343	Tools, Shop and Garage Equipment	0	0	0	0	0	0		0
344	Laboratory Equipment	0	0	0	0	0	0		0
345	Power Operated Equipment	0	0	0	0	0	0		0
346	Communication Equipment	0	0	0	0	0	0		0
347	Miscellaneous Equipment	0	0	0	0	0	0		0
348	Other Tangible Plant	0	0	0	0	0	0		0
	Subtotal	\$607,427	\$66,998	\$0	\$674,425	\$57,283	\$617,142		\$19,089

Contribution(s) in Aid of Construction (Gross) \$0
Less: Non Amortizable Contribution(s) 0
Fully Amortized Contribution(s) 0
Amortizable Contribution(s) \$0
Times: Proposed Amortization Rate 3.09%
Amortization of CIAC \$0

Less: Amortization of CIAC \$0

DEPRECIATION EXPENSE \$19,089

MHC Operating Limited Partnership DBA The Sedona Venture Water Company
 Annual Report
 Balance Sheet Assets
 12/31/20

Balance Sheet Assets				
	Assets		Balance at Beginning of Year (2020)	Balance at End of Year (2020)
Account No.	Current and Accrued Assets			
131	Cash		\$60,564	\$46,402
134	Working Funds			
135	Temporary Cash Investments			
141	Customer Accounts Receivable		1,434	1,740
146	Notes Receivable from Associated Companies			
151	Plant Material and Supplies			
162	Prepayments			
174	Miscellaneous Current and Accrued Assets		606,249	638,540
	Total Current and Accrued Assets		\$668,247	\$686,682
Account No.	Fixed Assets			
101	Utility Plant in Service*		\$607,427	\$674,425
103	Property Held for Future Use			
105	Construction Work in Progress			
108	Accumulated Depreciation (enter as negative)*		(159,541)	(178,630)
121	Non-Utility Property			
122	Accumulated Depreciation - Non Utility			
	Total Fixed Assets		\$447,886	\$495,795
	Total Assets		\$1,116,133	\$1,182,477

*Note these items feed automatically from AR3 UPIS Page 4

MHC Operating Limited Partnership DBA The Sedona Venture Water Company
Annual Report
Balance Sheet Liabilities and Owners Equity

Balance Sheet Liabilities and Owners Equity				
	Liabilities		Balance at Beginning of Year (2020)	Balance at End of Year (2020)
Account No.	Current Liabilities			
231	Accounts Payable		\$0	\$628
232	Notes Payable (Current Portion)			
234	Notes Payable to Associated Companies			
235	Customer Deposits		2,387	2,515
236	Accrued Taxes		817	514
237	Accrued Interest			
242	Miscellaneous Current and Accrued Liabilities		5,472	9,688
	Total Current Liabilities		\$8,676	\$13,345
	Long Term Debt			
224	Long Term Debt (Notes and Bonds)		\$0	\$0
	Deferred Credits			
251	Unamortized Premium on Debt		\$0	\$0
252	Advances in Aid of Construction			
255	Accumulated Deferred Investment Tax Credits			
271	Contributions in Aid of Construction			
272	Less: Amortization of Contributions			
281	Accumulated Deferred Income Tax			
	Total Deferred Credits		\$0	\$0
	Total Liabilities		\$8,676	\$13,345
	Capital Accounts			
201	Common Stock Issued		\$0	\$0
211	Other Paid-In Capital		0	0
215	Retained Earnings		0	0
218	Proprietary Capital (Sole Props and Partnerships)		1,107,457	1,169,132
	Total Capital		\$1,107,457	\$1,169,132
	Total Liabilities and Capital		\$1,116,133	\$1,182,477

Note: Total liabilities and Capital must match total assets for the beginning and end of the year!

MHC Operating Limited Partnership DBA The Sedona Venture Water Company
Annual Report
Water Comparative Income Statement
12/31/20

Water Comparative Income Statement			
Account No.	Calendar Year	Current Year 01/01/2020 - 12/31/2020	Last Year 01/01/2019 - 12/31/2019
	Operating Revenue		
461	Metered Water Revenue	\$81,606	\$76,290
460	Unmetered Water Revenue		
462	Fire Protection Revenue		
469	Guaranteed Revenues (Surcharges)		
471	Miscellaneous Service Revenues		
474	Other Water Revenue		100
	Total Revenues	\$81,606	\$76,390
	Operating Expenses		
601	Salaries and Wages	\$0	\$0
604	Employee Pensions and Benefits		
610	Purchased Water		
615	Purchased Power	8,319	8,233
618	Chemicals		
620	Materials and Supplies	3,460	5,887
620.1	Repairs and Maintenance		
620.2	Office Supplies and Expense		
630	Contractual Services	1,330	
631	Contractual Services - Engineering		
632	Contractual Services - Accounting	785	
633	Contractual Services - Legal		
634	Contractual Services - Management Fees	20,400	21,215
635	Contractual Services - Water Testing	9,686	14,240
636	Contractual Services - Other	765	
640	Rents		
641	Rental of Building/Real Property		
642	Rental of Equipment		
650	Transportation Expenses		
657	Insurance - General Liability	231	231
657.1	Insurance - Health and Life		
665	Regulatory Commission Expense - Rate		
670	Bad Debt Expense		
675	Miscellaneous Expense	11,271	4,036
403	Depreciation Expense (From Schedule AR4)	19,089	17,139
408	Taxes Other Than Income		
408.11	Property Taxes	2,972	3,160
409	Income Taxes		
427.1	Customer Security Deposit Interest		
	Total Operating Expenses	\$78,308	\$74,141
	Operating Income / (Loss)	\$3,298	\$2,249
	Other Income / (Expense)		
419	Interest and Dividend Income	\$0	\$0
421	Non-Utility Income		
426	Miscellaneous Non-Utility (Expense)		
427	Interest (Expense)		
	Total Other Income / (Expense)	\$0	\$0
	Net Income / (Loss)	\$3,298	\$2,249

MHC Operating Limited Partnership DBA The Sedona Venture Water Company
 Annual Report
 Full time equivalent employees
 12/31/20

Full time equivalent employees

	Direct Company	Allocated	Outside service	Total
President				0.0
Vice-president				0.0
Manager			0.2	0.2
Engineering Staff				0.0
System Operator(s)			0.3	0.3
Meter reader			0.2	0.2
Customer Service				0.0
Accounting			0.3	0.3
Business Office				0.0
Rates Department				0.0
Administrative Staff				0.0
Other				0.0
Total	0.0	0.0	1.0	1.0

Supplemental Financial Data (Long-Term Debt)				
	Loan #1	Loan #2	Loan #3	Loan #4
Date Issued	No Loans			
Source of Loan				
ACC Decision No.				
Reason for Loan				
Dollar Amt. Issued				
Amount Outstanding				
Date of Maturity				
Interest Rate				
Current Year Interest				
Current Year Principal				

Meter Deposit Balance at Test Year End:	\$0
---	-----

Meter Deposits Refunded During the Test Year:	\$0
---	-----

List all bonds, notes, loans, and other types of indebtedness in which the proceeds were used in the provision of public utility service. Indebtedness incurred for personal uses by the owner of the utility should not be listed. Input 0 or none if there is nothing to report for that cell.

Well and Water Usage

Name of the System: SEDONA VENTURE WATER SYST											
ADEQ Public Water System Number: AZ0413108											
ADWR PCC Number: 91-000660.0000											
Well registry 55# (55-XXXXXX):	Pump Horsepower	Pump Yield (gpm)	Casing Depth (feet)	Casing Diameter (inches)	Pump Motor Type **	Year Drilled	Water level 2010	Water level 2020	Meter Size (inches)	How measured:	Active
55-605160	20	85	25	9	Submersible	1972	458	461	4	Metered	Yes
55-207817	20	110	825	8	Submersible	2005	458	461	4	Metered	Yes
								* 2018 levels			

Name of system water delivered to: _____

ADWR PCC Number: _____ N/A

Source of water delivered to another system: _____

Name of system water received from: _____

ADWR PCC Number: _____ N/A

Source of water received: _____

Well registry 55# (55-XXXXXX): _____

Month	Water withdrawn (gallons) ¹	Water sold (gallons) ²	Water delivered (sold) to other systems (gallons) ³	Water received (purchased) from other systems (gallons) ⁴	Estimated authorized use (gallons) ⁵	Purchased Power Expense ⁶	Purchased Power (kWh) ⁷
January	1,620,000.00	1,342,600.00	0.00	0.00		\$746	6,240
February	1,561,000.00	2,952,600.00	0.00	0.00		675	5,184
March	1,636,000.00	2,422,100.00	0.00	0.00		625	5,472
April	1,587,000.00	2,307,700.00	0.00	0.00		631	4,824
May	2,205,000.00	1,212,200.00	0.00	0.00		679	4,824
June	2,650,000.00	1,056,200.00	0.00	0.00		689	5,640
July	3,030,000.00	1,243,800.00	0.00	0.00		768	5,496
August	3,120,000.00	1,371,900.00	0.00	0.00		800	5,208
September	2,889,000.00	1,199,700.00	0.00	0.00		764	4,872
October	2,828,000.00	1,854,800.00	0.00	0.00		698	4,728
November	1,890,000.00	2,090,800.00	0.00	0.00		557	4,704
December	2,010,000.00	2,921,900.00	0.00	0.00		689	5,472
Totals	27,026,000.00	21,976,300.00	0.00	0.00	0.00	\$8,319	62,664

If applicable, in the space below please provide a description for all un-metered water use along with amounts:

1 Water withdrawn - Total gallons of water withdrawn from pumped sources.
 2 Water sold - Total gallons from customer meters, and other sales such as construction water.
 3 Water delivered (sold) to other systems - Total gallons of water delivered to other systems.
 4 Water received (purchased) from other systems - Total gallons of water purchased/received from other systems.
 5 Estimated authorized use - Total estimated gallons from authorized metered or unmetered use. Authorized uses such as flushing (mains, services and hydrants) draining/cleaning tanks, process, construction, fire fighting, etc. Non-authorized use (real losses) are service line breaks and leaks, water main breaks, meter inaccuracies and theft.
 6 Enter the total purchased power costs for the power meters associated with this system.
 7 Enter the total purchased kWh used by the power meters associated with this system.

Water Utility Plant Description	
Name of the System:	SEDONA VENTURE WATER SYST
ADEQ Public Water System Number:	AZ0413108
ADWR PCC Number:	91-000660.0000

MAINS		
Sizes (inches)	Material	Length (feet)
4.00	PVC C900	3,200
6.00	PVC C900	15,000

CUSTOMER METERS			
Size (inches)	Quantity	Percent over 1,000,000 gallons	Percent over 10 years old
5/8 X 3/4	279	75%	100%
1.5	1	100%	100%
2	1	100%	100%
Compound 3	1	100%	100%
Compound 6	1	100%	100%

SERVICE LINES			
Material	Percent of system	Year installed	
PVC	50%	1971	
Black poly	50%	1971	

BOOSTER PUMPS			
Horsepower	GPM	Quantity	
7.5	205+	3	

FIRE HYDRANTS	
Type	Quantity
Standard *	8
Other	3

STORAGE TANKS			
Capacity (gallons)	Material	Quantity	Year installed
100,000	Steel	1	1971
80,000	Steel	1	2017

PRESSURE/BLADDER TANKS			
Capacity (gallons)	Material	Quantity	Year installed
5,000	Steel	1	1971

* A standard fire hydrant has two 2.5 inch hose connection nozzles with 7.5 threads per inch, and one 4.5 inch pumper connection nozzle with 4 threads per inch.

Water Utility Plant Description (Continued)
--

For the following three items, list the utility owned assets in each category for each system.

TREATMENT EQUIPMENT:	Chlorination Equipment for disinfection (sodium hypochlorite), granular ferric oxide arsenic removal system
STRUCTURES:	Housing for arsenic removal system
OTHER:	N/A

Provide a calculation used to determine the value of one water equivalent residential connection (ERC).

Use one of the following methods:

- (a) If actual flow data are available from the preceding 12 months, divide the total annual single family residence (SFR) gallons sold by the average number of single family residence customers for the same period and divide the result by 365
- (b) If no historical flow data are available, use:
 $ERC = (\text{Total SFR gallons sold (Omit 000)} / 365 \text{ days} / 350 \text{ gallons per day})$

ERC	146
Method used:	(a)

Customer and Other Information	
Name of the System:	SEDONA VENTURE WATER SYST
ADEQ Public Water System Number:	AZ0413108
ADWR PCC Number:	91-000660.0000

Month	Number of Customers				
	Single-Family	Multi-Family	Commercial	Turf/Irrigation	Other Non-Residential
January	269	3	4	1	2
February	269	3	4	1	2
March	269	3	4	1	2
April	269	3	4	1	2
May	269	3	4	1	2
June	269	3	4	1	2
July	269	3	4	1	2
August	269	3	4	1	2
September	269	3	4	1	2
October	269	3	4	1	2
November	269	3	4	1	2
December	269	3	4	1	2

If the system has fire hydrants, what is the fire flow requirements? GPM for hrs.

Does the system have chlorination treatment?

Does the Company have an ADWR Gallons Per Capita Per Day (GCPCPD) requirement?
 If yes, provide the GPCPD amount:

Is the Water Utility located in an ADWR Active Management Area (AMA)?
 If yes, which AMA?

What is the present system connection capacity (in ERCs *) using existing lines?

What is the future system connection capacity (in ERCs *) upon service area buildout?

Describe any plans and estimated completion dates for any enlargements or improvements of this system.

* an ERC is based on the calculation on the bottom of AR9 page 12.

MHC Operating Limited Partnership DBA The Sedona Venture Water Company
Annual Report
 Utility Shutoffs / Disconnects
 12/31/20

Utility Shutoffs / Disconnects	
Name of the System:	SEDONA VENTURE WATER SYST
ADEQ Public Water System Number:	AZ0413108
ADWR PCC Number:	91-000660.0000

Month	Termination without Notice R14-2-410.B	Termination with Notice R14-2-410.C	Other
January	0	0	0
February	0	0	0
March	0	0	0
April	0	0	0
May	0	0	0
June	0	0	0
July	0	0	0
August	0	0	0
September	0	0	0
October	0	0	0
November	0	0	0
December	0	0	0
Total	0	0	0

Other (description):

N/A

Instructions: Fill out the Grey Cells with the relevent information. Input 0 or none if there is nothing recorded in that account or there is no applicable information to report.

Property Taxes

Amount of actual property taxes paid during Calendar Year 2020 was

\$2,972

If no property taxes paid, explain why.

N/A

Instructions: Fill out the Grey Cells with the relevant information. Input 0 or none if there is nothing recorded in that account or there is no applicable information to report.

Verification and Sworn Statement (Taxes)

Verification: State of Arizona I, the undersigned of the
(state name)

County of (county name): Maricopa
Name (owner or official) title: Ronald C Bunce, Sr Vice President
Company name: MHC Operating Limited Partnership DBA The Sedona Venture Water C

DO SAY THAT THIS ANNUAL UTILITY PROPERTY TAX AND SALES TAX REPORT TO THE ARIZONA CORPORATION COMMISSION.

FOR THE YEAR ENDING: 12/31/20

HAS BEEN PREPARED UNDER MY DIRECTION, FROM THE ORIGINAL BOOKS, PAPERS AND RECORDS OF SAID UTILITY; THAT I HAVE CAREFULLY EXAMINED THE SAME, AND DECLARE THE SAME TO BE A COMPLETE AND CORRECT STATEMENT OF BUSINESS AND AFFAIRS OF SAID UTILITY FOR THE PERIOD COVERED BY THIS REPORT IN RESPECT TO EACH AND EVERY MATTER AND THING SET FORTH, TO THE BEST OF MY KNOWLEDGE, INFORMATION AND BELIEF.

Sworn Statement: I HEREBY ATTEST THAT ALL PROPERTY TAXES FOR SAID COMPANY ARE CURRENT AND PAID IN FULL.

I HEREBY ATTEST THAT ALL SALES TAXES FOR SAID COMPANY ARE CURRENT AND PAID IN FULL.

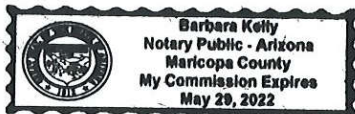
Ronald C Bunce
signature of owner/official

(602) 674-5690
telephone no.

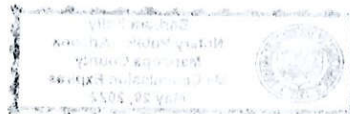
SUBSCRIBED AND SWORN TO BEFORE ME A NOTARY PUBLIC
IN AND FOR THE COUNTY

THIS 19th DAY OF Maricopa
April 2021
(month) and (year)

MY COMMISSION EXPIRES May 29, 2022
(date)



Barbara Kelly
(signature of notary public)



Verification and Sworn Statement

Verification:

State of Arizona I, the undersigned of the
(state name)
County of (county name): Maricopa
Name (owner or official) title: Ronald C Bunce, Sr Vice President
Company name: MHC Operating Limited Partnership DBA The Sedona Venture W

DO SAY THAT THIS ANNUAL UTILITY PROPERTY TAX AND SALES TAX REPORT TO THE ARIZONA CORPORATION COMMISSION.

FOR THE YEAR ENDING: 12/31/20

HAS BEEN PREPARED UNDER MY DIRECTION, FROM THE ORIGINAL BOOKS, PAPERS AND RECORDS OF SAID UTILITY; THAT I HAVE CAREFULLY EXAMINED THE SAME, AND DECLARE THE SAME TO BE A COMPLETE AND CORRECT STATEMENT OF BUSINESS AND AFFAIRS OF SAID UTILITY FOR THE PERIOD COVERED BY THIS REPORT IN RESPECT TO EACH AND EVERY MATTER AND THING SET FORTH, TO THE BEST OF MY KNOWLEDGE, INFORMATION AND BELIEF.

Sworn Statement: IN ACCORDANCE WITH THE REQUIREMENTS OF TITLE 40, ARTICLE 8, SECTION 40-401, ARIZONA REVISED STATUTES, IT IS HEREIN REPORTED THAT THE GROSS OPERATING REVENUE OF SAID UTILITY DERIVED FROM ARIZONA INTRASTATE UTILITY OPERATIONS DURING THE CALENDAR YEAR WAS:

Arizona Intrastate Gross Operating Revenues Only (\$)

\$86,443

(The amount in the box above includes

\$4,837 in sales taxes
billed or collected)

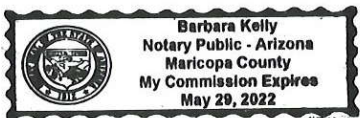
Ronald C Bunce
signature of owner/official

(602) 674-5690
telephone no.

SUBSCRIBED AND SWORN TO BEFORE ME A NOTARY PUBLIC
IN AND FOR THE COUNTY

THIS 17th DAY OF April 2021
(month) and (year)

MY COMMISSION EXPIRES May 29, 2022
(date)



Barbara Kelly
(signature of notary public)

Verification and Sworn Statement (Residential Revenue)

Verification:

State of Arizona I, the undersigned of the
(state name)

County of (county name): Maricopa
Name (owner or official) title: Ronald C Bunce, Sr Vice President
Company name: MHC Operating Limited Partnership DBA The Sedona Vent

DO SAY THAT THIS ANNUAL UTILITY PROPERTY TAX AND SALES TAX REPORT TO THE ARIZONA CORPORATION COMMISSION.

FOR THE YEAR ENDING: 12/31/20

HAS BEEN PREPARED UNDER MY DIRECTION, FROM THE ORIGINAL BOOKS, PAPERS AND RECORDS OF SAID UTILITY; THAT I HAVE CAREFULLY EXAMINED THE SAME, AND DECLARE THE SAME TO BE A COMPLETE AND CORRECT STATEMENT OF BUSINESS AND AFFAIRS OF SAID UTILITY FOR THE PERIOD COVERED BY THIS REPORT IN RESPECT TO EACH AND EVERY MATTER AND THING SET FORTH, TO THE BEST OF MY KNOWLEDGE, INFORMATION AND BELIEF.

Sworn Statement: IN ACCORDANCE WITH THE REQUIREMENTS OF TITLE 40, ARTICLE 8, SECTION 40-401, ARIZONA REVISED STATUTES, IT IS HEREIN REPORTED THAT THE GROSS OPERATING REVENUE OF SAID UTILITY DERIVED FROM ARIZONA INTRASTATE UTILITY OPERATIONS RECEIVED FROM RESIDENTIAL CUSTOMERS DURING THE CALENDAR YEAR WAS:

Arizona Intrastate Gross Operating Revenues Only (\$)

\$60,466

(The amount in the box above includes

\$3,204 in sales taxes
billed or collected)

Ronald C Bunce
signature of owner/official

(602) 674-5690

telephone no.

SUBSCRIBED AND SWORN TO BEFORE ME A NOTARY PUBLIC
IN AND FOR THE COUNTY

Maricopa
(county name)

THIS

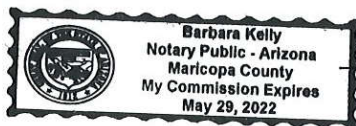
19th

DAY OF

April 2021
(month) and (year)

MY COMMISSION EXPIRES

May 29, 2022
(date)



Barbara Kelly
(signature of notary public)